



**SJVN LIMITED**  
**Commercial & System Operation Department**

<b>Provisional bill for Energy supply from RAMPUR HPS</b>		
Sr.No.	Month: November-2022	(F.Y): 2022-2023
A1	Annual Fixed Charges "AFC" in Rs. (as approved by CERC )	6,743,892,000.00
A2	Annual Design Energy (DE) in MWH	1,878,080.000
A3	Normative Auxiliary Consumption in % (AUX)	1.0
A4	Free Energy for Home State, in % (FEHS)	13.0
A5	Annual Ex-bus Design Energy [ DE X (100-AUX )/100 ] in MWH	1,859,299.200
A6	Annual Ex-bus Saleable Design Energy = [ DE X (100-AUX )X( 100-FEHS)/10000 ] in MWH	1,617,590.304
A7	Installed Capacity (IC) in MW	412
A8	Number of Days in the month (NDM)	30
A9	Number of Days in the year(NDY)	365
A10	Number of Days in the month (N)	30
A11	Normative Annual Plant Availability Factor in % (NAPAF)	85.000
A12	Energy Charge Rate (ECR) for Energy upto Annual Ex-bus Saleable Design Energy in Rs/kwh.[ECR= AFC x0.5 x10 / { DE in MWH x (100-AUX) x ( 100 -FEHS )}]	2.085
A13	Energy Charge Rate for Energy in excess of Annual Ex-bus Saleable Design Energy in Rs/kwh.	1.200
<b>Capacity Charges ( inclusive of incentive )</b>		
C1	Plant Availability Factor achieved during the month (PAFM) [ PAFM = 10000 X $\frac{DCi}{N \times IC \times (100-Aux)}$ ] in%	110.199
C2	Capacity Charge ( inclusive of incentive) for the month in Rupees [[ AFC X 0.5 X NDM / NDY X ( PAFM /NAPAF )]	359,308,697.00
<b>Energy Details</b>		
E1	Ex-bus Scheduled Energy for the month in kwh	84,466,496.2
E2	Free Power to the Home State as per REA in kwh	11,362,362.1
E3	Ex-bus Saleable Scheduled Energy for the month in kwh. [ { Ex bus Scheduled Energy in kwh } X (100-FEHS)/100 ] = E1-E2	73,104,134.1
E4	Ex-bus Scheduled Energy (cumulative) up to this month in kwh	1,676,696,424.3
E5	Free Power to the Home State (cumulative) up to this month in kwh.	222,478,188.9
E6	Ex-bus Saleable Scheduled Energy (cumulative) up to this month in kwh. [ { Ex-bus Scheduled cummulative Energy in kwh } X (100-FEHS)/100 ] = E4-E5 kWh	1,454,218,235.4
E7	Energy in excess of Annual Ex-bus Saleable Design Energy for this month in Kwh. [ { Ex-bus Saleable Scheduled Energy cumulative upto the month in Kwh } - { Annual Ex-bus Saleable Design Energy in Kwh } ]	0.0
E8	Energy upto annual Ex-bus Saleable Design Energy for the month in Kwh. [ { Ex-bus Saleable Scheduled Energy during the month in Kwh } - { Energy in excess of Annual Ex-bus Saleable Design Energy in Kwh } ] (E3-E7)	73,104,134.1
<b>Energy Charges</b>		
EE1	Energy Charges for the energy upto the Saleable Design Energy for the month in Rs. = [ ( ECR in Rs./kwh ) X ( Ex -bus Saleable Scheduled Energy up to Annual Ex-bus Saleable Design Energy ) ] (E8*A12)	152,422,120.00
EE2	Energy Charges for Energy in excess of Annual Exbus Saleable Design Energy in Rs. [ { Ex -bus Saleable Scheduled Energy in excess of Annual Ex -bus Saleable Design Energy in kwh } X Energy Charge Rate (Rs./kwh) ] (E7*A13)	0.00
<b>Total Charges in Rupees (C2 + EE1 + EE2)</b>		<b>511,730,817.00</b>

**B. R. Kashyap**  
Dy. General Manager (C&SO)  
SJVN Limited, Shakti Sadan,  
Shanan, Shimla-171006 (H.P)




**SJVN LIMITED**  
Commercial & System Operation Department

**Weighted Avg. %age Capacity Allocations to Beneficiaries of RAMPUR HPS as per Provisional REA dated 02.12.2022**  
**For the month of November-2022 , Financial Year: 2022-2023 , Period: 01.11.2022 to 30.11.2022**

Sr. No.	Name of Beneficiaries	Wtd. Avg. %age Capacity Allocation(Including 13% Free Power)	Wtd. Avg. %age Capacity Allocation of GoHP including 26.1% equity and 13% Free Power after allocating SoR share to HPESB	Wtd. Avg %age Capacity allocation(excluding 13% free power from the share of Go HP)	Proportionate Weighted Avg. %age Capacity Allocation excluding Free Power
		<b>A</b>	<b>B</b>	<b>C</b>	<b>D = C/0.87</b>
1	CHANDIGARH	0.690	0.690	0.690	0.793
2	GoHP	41.910	39.100	26.100	30.000
3	HPSEB	0.000	2.810	2.810	3.230
4	HARYANA	4.150	4.150	4.150	4.770
5	J & K	14.120	14.120	14.120	16.230
6	PUNJAB	5.620	5.620	5.620	6.460
7	MPPMCL	0.150	0.150	0.150	0.172
8	RAJASTHAN	7.720	7.720	7.720	8.874
9	UTTARAKHAND	10.580	10.580	10.580	12.161
10	UTTAR PRADESH	14.870	14.870	14.870	17.092
12	NDMC,DELHI	0.190	0.190	0.190	0.218
	<b>Total</b>	100.000	100.000	87.000	100.000

**Weighted Avg. % age Capacity Allocations to Discoms of RAJASTHAN for FY: 2022-2023,**  
**Period: 01.11.2022 to 30.11.2022**

Sr. No.	RAJASTHAN Discoms	%age Share	Weighted Avg. %age Capacity Allocation (inclusive of 13% Free Power)	Weighted Avg. %age Capacity Allocation (exclusive of 13% Free Power)
1	AJMER VVNL	26.640	2.057	2.364
2	JAIPUR VVNL	39.280	3.032	3.486
3	JODHPUR VVNL	34.080	2.631	3.024
	<b>TOTAL</b>	100.000	7.720	8.874

  
**B. R. Kashyap**  
 Dy. General Manager (C&SO)  
 SJVN Limited, Bhatti Sadak  
 Sangan, Shimla-171006 (H.P)



**SJVN LIMITED**  
**Commercial & System Operation Department**

Beneficiary-wise breakup of Capacity & Energy Charges of RAMPUR HPS for the month of November-2022

Sr. No.	Name of Beneficiaries	Weighted Avg. % capacity Allocation (after excluding of 13% free power)	Capacity Charges (inclusive of Incentive) for the month (Rs)	Ex-bus Saleable Scheduled Energy for the month (kwh)			Energy Charges for the month (Rs)			
				As per Provisional REA	Upto Annual Ex-bus Saleable Design energy	In excess of Annual Ex-bus saleable Design energy	Upto Annual Ex-bus saleable Design Energy	In excess of Annual Ex-bus saleable Energy	Total	Total Charges for the month (Rs)
		A	B	C	D	E	F = D * 2.085	G = E * 1.200	H = F + G	I = B + H
1	CHANDIGARH	0.793	2,849,318.00	582821.3	582821.3	0.0	1,215,182.00	0.00	1,215,182.00	4,064,500.00
2	GoHP	30.000	107,792,609.00	22045755.5	22045755.5	0.0	45,965,400.00	0.00	45,965,400.00	153,758,009.00
3	HPSEB	3.230	11,605,671.00	1991790.1	1991790.1	0.0	4,152,882.00	0.00	4,152,882.00	15,758,553.00
4	HARYANA	4.770	17,139,025.00	3505357.3	3505357.3	0.0	7,308,670.00	0.00	7,308,670.00	24,447,695.00
5	J & K	16.230	58,315,801.00	11926669.8	11926669.8	0.0	24,867,108.00	0.00	24,867,108.00	83,182,909.00
6	PUNJAB	6.460	23,211,342.00	4747020.3	4747020.3	0.0	9,897,537.00	0.00	9,897,537.00	33,108,879.00
7	MPPMCL	0.172	618,011.00	126697.3	126697.3	0.0	264,164.00	0.00	264,164.00	882,175.00
8	AJMER VVNL	2.364	8,494,058.00	1737144.8	1737144.8	0.0	3,621,947.00	0.00	3,621,947.00	12,116,005.00
9	JAIPUR VVNL	3.486	12,525,501.00	2561375.7	2561375.7	0.0	5,340,468.00	0.00	5,340,468.00	17,865,969.00
10	JODHPUR VVNL	3.024	10,865,495.00	2222293.3	2222293.3	0.0	4,633,482.00	0.00	4,633,482.00	15,498,977.00
11	UTTARAKHAND	12.161	43,695,531.00	8936558.7	8936558.7	0.0	18,632,725.00	0.00	18,632,725.00	62,328,256.00
12	UTTAR PRADESH	17.092	61,413,042.00	12560166.1	12560166.1	0.0	26,187,946.00	0.00	26,187,946.00	87,600,988.00
13	NDMC,DELHI	0.218	783,293.00	160483.9	160483.9	0.0	334,609.00	0.00	334,609.00	1,117,902.00
	<b>TOTAL</b>	<b>100.000</b>	<b>359308697.00</b>	<b>73104134.1</b>	<b>73104134.1</b>	<b>0.0</b>	<b>152422120.00</b>	<b>0.00</b>	<b>152422120.00</b>	<b>511730817.00</b>

**Prepared by**

Signature:  
Name:  
Designation:

Name: Aman Katoch  
Designation: DEPUTY GENERAL MANAGER  
Phone: 0177-2660214  
Mobile No.: 8628840470 Fax: 0177-2660211

**Checked by**

Signature:  
Name:  
Designation:

Name: Ashok Kumar  
Designation: SR-ADDITIONAL GENERAL MANAGER  
Phone: 0177-2660212  
Mobile No.: 9418023559 Fax: 0177-2660211

**Issued by**

Signature:  
Name:  
Designation:

Name: Harish Kumar Sharma  
Designation: CHIEF GENERAL MANAGER  
Phone: 0177-2660210  
Mobile No.: 9418162544 Fax: 0177-2660211


**In case of any discrepancy, contact the following**

**B. R. Nashtyap**  
**Dy. General Manager (C&SO)**  
**SJVN Limited, Shakti Sadan,**  
**Shanan, Shimla-171006 (H.P.)**



**SJVN LIMITED**  
Commercial & System Operation Department

<b>Beneficiary wise Breakup of NRLDC Fees &amp; Charges of RAMPUR HPS For the month of November-2022</b>				
Sr. No.	Name of Beneficiaries	Wtd. Avg. %age Capacity Allocation as per REA	NRLDC Fees & Charges issued by POSOCO(Rs.)	Amount Payble by Beneficiaries(Rs.)
01	CHANDIGARH	0.690	184,880.00	1,276.00
02	GoHP	39.100		72,288.00
03	HPSEB	2.810		5,195.00
04	HARYANA	4.150		7,673.00
05	J & K	14.120		26,105.00
06	PUNJAB	5.620		10,390.00
07	MPPMCL	0.150		277.00
08	AJMER VVNL	2.057		3,803.00
09	JAIPUR VVNL	3.032		5,606.00
10	JODHPUR VVNL	2.631		4,864.00
11	UTTARAKHAND	10.580		19,560.00
12	UTTAR PRADESH	14.870		27,492.00
13	NDMC,DELHI	0.190		351.00
	<b>TOTAL</b>	<b>100.000</b>	<b>184,880.00</b>	<b>184,880.00</b>

  
**B. R. Kashyap**  
Dy. General Manager (C&SO)  
SJVN Limited, Shakti Sadan,  
Sharni, Guruhda-171006 (H.P)



सत्यमेव जयते

भारत सरकार  
Government of India  
विद्युत मंत्रालय  
Ministry of Power  
उत्तर क्षेत्रीय विद्युत समिति  
Northern Regional Power Committee

सं.: उक्षेविस/वाणिज्यिक/201/क्षे.ऊ.ले./2022/11658-11696

दिनांक: 02 दिसंबर, 2022

सेवा में,

To,

संलग्न सूची के अनुसार

As per list enclosed

विषय: नवम्बर 2022 माह का ए.बी.टी. आधारित प्रोविजनल क्षेत्रीय ऊर्जा लेखा।

**Subject: ABT based Provisional REA for the month of November, 2022.**

महोदय/ Sir,

नवम्बर 2022 माह के ए.बी.टी. आधारित प्रोविजनल क्षेत्रीय ऊर्जा लेखा की प्रति इस पत्र के साथ संलग्न कर आपको आवश्यक कार्यवाही हेतु प्रेषित की जा रही है। महीने के लिए डेटा उत्तर क्षेत्रीय भार प्रेषण केंद्र द्वारा दिए गए अनुसूचित आंकड़ों व 20 नवम्बर, 2022 तक के प्रसंस्कृत शिड्यूल / मीटर डेटा से लिया गया है।


Please find enclosed herewith the ABT based Provisional REA for the month of November, 2022 for further necessary action by the constituents. The data has been taken as per schedule given by NRLDC for the month and processed schedule/ meter data upto 20<sup>th</sup> November, 2022.

अनुलग्नक-यथोपरि।

Encl.: As above.

भवदीय

Yours faithfully

  
2/12/2022  
for  
अधीक्षण अभियंता  
Superintending Engineer



**Northern Regional Power Committee**  
**Provisional REA for the Month of NOVEMBER, 2022**

Table - C1

**WT. AVG. ENTITLEMENTS OF UTILITIES FOR THE MONTH IN CS STATIONS BASED ON GOI ORDERS(%)**

Station	BANGLADESH	CHANDIGARH	CHHATTISGARH	DELHI	GURJAT	HIMACHAL PRADESH	HARYANA	J & K	M.P.	ORISSA	PUNJAB	PG-AGRA	PG-BALLIA	PG-BHIVADI	PG-DADRI	PG-KURUKSHETRA	PG-RIHAND	RAJASTHAN	SURRENDERED POWER	UTTARAKHAND	UTTAR PRADESH
ANTA GPP	0.000	2.330	0.000	10.810	0.000	0.000	0.000	18.440	0.240	0.000	0.000	0.000	0.000	0.000	0.000	0.000	0.000	0.000	40.810	3.790	23.580
AURAIYA GPP	0.000	1.880	0.000	11.160	0.000	0.000	0.000	18.080	0.240	0.000	0.000	0.000	0.000	0.000	0.000	0.000	0.000	0.000	30.920	3.840	33.880
BAIRASTUL HEP	0.000	0.000	0.000	11.000	0.000	12.000	30.500	0.000	0.000	0	46.500	0.000	0.000	0.000	0.000	0.000	0.000	0.000	0.000	0.000	0.000
CHAMERA HEP	0.000	3.900	0.000	7.900	0.000	14.900	15.800	3.900	0.000	0	10.200	0.000	0.000	0.000	0.000	0.000	0.000	0.000	0.000	0.000	0.000
CHAMERA-II HEP	0.000	2.030	0.000	13.700	0.000	15.670	5.670	20.120	0.290	0.000	10.000	0.000	0.000	0.000	0.000	0.000	0.000	0.000	0.000	0.000	20.270
CHAMERA-III HEP	0.000	1.738	0.000	13.034	0.000	13.000	8.738	18.395	0.240	0.000	7.856	0.000	0.000	0.000	0.000	0.000	0.000	0.000	0.000	0.000	22.850
DADRI GPP	0.000	1.790	0.000	11.280	0.000	0.000	0.000	18.660	0.240	0.000	0.000	0.000	0.000	0.000	0.000	0.000	0.000	0.000	33.130	3.410	31.490
DADRI SOLAR	0	0	0	0	0	0	0	0	0	100.000	0	0	0	0	0	0	0	0	0	0	0
DADRI TPS	0.000	0.000	0.000	0.000	68.090	0.000	0.000	0.000	0.000	0	0.000	0.000	0.000	0.000	0.000	0.000	0.000	21.310	0.000	0.000	10.000
DADRI-II TPS	1.020	0.129	0.000	74.635	0.000	0.180	0.000	1.306	0.230	0	0.460	0.255	0.103	0.103	0.082	0.357	0.000	7.820	0.000	0.000	13.320
DHAULGANGA HEP	0.000	1.860	0.000	13.510	0.000	3.570	5.710	17.560	0.240	0	10.000	0.000	0.000	0.000	0.000	0.000	0.000	9.650	0.000	0.000	21.830
DULHASTI HEP	0.000	1.610	0.000	13.130	0.000	0.000	5.470	32.640	0.240	0	8.280	0.000	0.000	0.000	0.000	0.000	0.000	10.880	0.000	0.000	23.640
IGSTPS-JHAJJAR	0.000	0.580	0.000	46.350	0.000	0.000	46.200	5.820	0.120	0.000	0.000	0.000	0.000	0.000	0.000	0.000	0.000	0.000	0.000	0.000	0.930
KOLDAM HEP	0.000	1.320	0.000	0.140	0.000	28.000	9.810	16.430	0.120	0	7.730	0.000	0.000	0.000	0.000	0.000	0.000	10.730	0.000	5.980	19.740
KOTESHWAR	0.000	1.110	0.000	10.070	0.000	0.000	4.210	12.100	0.160	0	6.360	0.000	0.000	0.000	0.000	0.000	0.000	8.360	0.000	0.000	39.960
KISHANGANGA HEP	0.000	1.140	30.300	0.300	0.000	0.000	0.000	24.500	0.240	0	0.000	0.000	0.000	0.000	0.000	0.000	0.000	0.000	0.000	0.000	43.520
MEJA TPS	0.000	0.800	0.000	0.150	0.000	0.000	0.000	8.630	0.120	0	3.640	0.000	0.000	0.000	0.000	0.000	0.000	5.000	0.000	1.740	79.920
NAAPP	0.000	2.240	0.000	10.980	0.000	3.180	6.360	18.640	0.240	0	11.590	0.000	0.000	0.000	0.000	0.000	0.000	10.000	0.000	0.000	33.070
NATHRA JHAKRI HEP	0.000	1.280	0.000	9.670	0.000	36.470	4.270	14.610	0.160	0	10.130	0.000	0.000	0.000	0.000	0.000	0.000	7.470	0.000	0.000	15.940
PARBATI-III	0.000	1.740	0.000	13.030	0.000	13.000	8.740	18.390	0.240	0	7.860	0.000	0.000	0.000	0.000	0.000	0.000	10.910	0.000	4.110	21.980
RAPPB	0.000	0.663	0.000	0.000	0.000	0.000	12.889	7.950	0.000	0	24.604	0.000	0.000	0.000	0.000	0.000	0.000	35.787	0.000	0.000	18.107
RAPCC	0.000	1.820	0.000	12.990	0.000	3.400	5.670	20.810	0.240	0	10.410	0.000	0.000	0.000	0.000	0.000	0.000	19.940	0.000	3.400	21.320
RAMPUR HEP	0.000	0.690	0.000	0.190	0.000	41.910	4.150	14.120	0.150	0	5.620	0.000	0.000	0.000	0.000	0.000	0.000	7.720	0.000	10.580	14.870

**Northern Regional Power Committee**  
**Provisional REA for the Month of NOVEMBER, 2022**

**Table - D2**

**Energy Scheduled To the Beneficiaries from CS Hydro Stations**

(All Figs in LUs)

CS Station	State Utilities	Scheduled Energy	Free Energy (Included in Schedule)
<b>RAMPUR HEP :-</b>			
	CHANDIGARH	5.828213	
	DELHI	1.604839	
	HARYANA	35.053573	
	HIMACHAL PRADESH	353.999077	113.623621
	J & K	119.266698	
	M.P.	1.266973	
	PUNJAB	47.470203	
	RAJASTHAN	65.208138	
	UTTAR PRADESH	125.601661	
	UTTARAKHAND	89.365587	
<b>TOTAL RAMPUR HEP</b>		<b>844.664962</b>	
<b>SEWA-II HEP :-</b>			
	CHANDIGARH	2.867682	
	DELHI	19.855666	
	HARYANA	8.486603	
	J & K	44.646155	19.816269
	M.P.	0.363983	
	PUNJAB	12.125979	
	RAJASTHAN	15.779860	
	UTTAR PRADESH	35.373441	
	UTTARAKHAND	6.070355	
<b>TOTAL SEWA-II HEP</b>		<b>145.569724</b>	
<b>SINGRAULI SHEP :-</b>			
	CHANDIGARH	0.259508	
	DELHI	4.420754	
	J & K	2.614288	
	M.P.	0.054530	
	RAJASTHAN	5.316246	
	UTTAR PRADESH	10.085010	0.000000
<b>TOTAL SINGRAULI SHEP</b>		<b>22.750336</b>	
<b>SALAL HEP :-</b>			
	CHANDIGARH	2.991210	
	DELHI	128.730715	
	HARYANA	166.397195	
	HIMACHAL PRADESH	10.967640	
	J & K	380.985365	140.512848
	PUNJAB	294.684775	
	RAJASTHAN	32.681255	
	UTTAR PRADESH	76.994755	
	UTTARAKHAND	13.404785	
<b>TOTAL SALAL HEP</b>		<b>1107.837695</b>	

# पावर सिस्टम ऑपरेशन कारपोरेशन लिमिटेड

(भारत सरकार का उद्यम)

## POWER SYSTEM OPERATION CORPORATION LIMITED

(A Govt. of India Enterprise)



उत्तरी क्षेत्रीय भार प्रेषण केन्द्र / NORTHERN REGIONAL LOAD DESPATCH CENTRE

कार्यालय : 18-ए, शहीद जीत सिंह सनसनवाल मार्ग, कटवारिया सराय, नई दिल्ली- 110016

OFFICE : 18-A, Shaheed Jeet Singh Sansanwal Marg, Katwaria Sarai, New Delhi- 110016

CIN : U40105DL2009GOI188682, Website : www.nrlcdc.org, www.nrlcdc.in, Tel: 011- 26519406, 26523869, Fax : 011- 26852747

संदर्भ: NR/2022-23/1074

Ref : NR/2022-23/1074

दिनांक: 01-दिसंबर-2022

Dated: 01-12-2022

सेवा मे,  
To,  
HOP  
Rampur HEP  
Rampur HPS  
Vill Bayal, PO Koyal, Teh Nirmand  
Distt. Kullu, HP  
172023

**विषय: उ.क्षे.भा.प्रे.के. का शुल्क एवं प्रभार का नवंबर, 2022 माह के लिए आपूर्ति बिल।**  
**Sub : Bill of Supply for the month of November, 2022 for NRLDC Fees and Charges**

महोदय / महोदया,  
Dear Sir / Madam,

नवंबर, 2022 माह का उ.क्षे.भा.प्रे.के. के शुल्क एवं प्रभार बिल संलग्न हैं। Rampur HEP द्वारा देय कुल बिल राशि ₹1,84,880/- है, यह बिल सी.ई.आर.सी के (क्षेत्रीय भार प्रेषण केन्द्र के शुल्क एवं प्रभार तथा अन्य संबंधित विषय) विनियम 2019 के अनुसार तैयार किया गया है।

साथ ही यह विधेयक याचिका संख्या 374/एमपी/2019 के संबंध में पारित आदेश दिनांक 31 मई 2021 के अनुसार तैयार किया गया है।

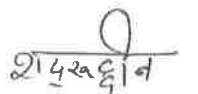
उपरोक्त बिल राशि का भुगतान पोर्टल (<https://fc.posoco.in/FnCWeb/>) के माध्यम से करने या पोर्टल के प्रासंगिक खंड में भुगतान विवरण (जैसे भुगतान की गई राशि, तिथि, यूटीआर नंबर, छूट, तिडीएस आदि) प्रदान करने का अनुरोध किया जाता है। पोर्टल (<https://fc.posoco.in/FnCWeb/>) का लिंक उ.क्षे.भा.प्रे.के. के वेबसाइट में दिया गया है।

The bill for the month of November, 2022 for the Fee and Charges of Northern Regional Load Despatch Centre is attached. Net bill amount payable by Rampur HEP is ₹1,84,880. This bill has been prepared in line with the CERC (Fees and Charges of Regional Load Despatch Centre and other related matters) Regulations 2019.

Further, this bill has been prepared in accordance with the order dated May 31, 2021, passed in respect of petition No. 374/MP/2019.

It is requested to pay the above bill amount through the portal (<https://fc.posoco.in/FnCWeb/>) or provide the payment details (like amount paid, date, UTR number, discount, TDS etc.) in the relevant section of the portal. The link of the Portal (<https://fc.posoco.in/FnCWeb/>) is available in the website of NRLDC.

भवदीय,  
For & On Behalf Of  
पावर सिस्टम ऑपरेशन कॉर्पोरेशन लिमिटेड  
Power System Operation Corporation Limited



(Sheikh Shadrudin)

General Manager  
Northern Regional Load Despatch Centre

पावर सिस्टम ऑपरेशन कारपोरेशन लिमिटेड  
(भारत सरकार का उद्यम)  
**POWER SYSTEM OPERATION CORPORATION LIMITED**  
(A Govt. of India Enterprise)



उत्तरी क्षेत्रीय भार प्रेशन केन्द्र / NORTHERN REGIONAL LOAD DESPATCH CENTRE  
कार्यालय : 18-ए, शहीद जीत सिंह सनसनवाल मार्ग, कटवारिया सराय, नई दिल्ली- 110016  
OFFICE : 18-A, Shaheed Jeet Singh Sansanwal Marg, Katwaria Sarai, New Delhi- 110016  
CIN : U40105DL2009GOI188682, Website : www.nrldc.org, www.nrldc.in, Tel.: 011- 26519406, 26523869, Fax : 011- 26852747

**BILL OF SUPPLY FOR THE MONTH OF : November, 2022**

Bill No: NR/2022-23/1074

Date of Issue : 01-12-2022

Category of User : Generating Station  
Name of the user : Rampur HEP  
Address : Rampur HPS  
Vill Bayal, PO Koyal, Teh Nirmand  
Distt, Kullu, HP  
172023  
Registration No : NRRRSIGN

SI No	Description	Amount(₹)
NRLDC Fees and Charges		
1	RLDC Charges as per Annexure I	1,84,880
<b>Rupees One Lakh Eighty Four Thousand Eight Hundred And Eighty Only.</b>		

- This bill has been issued in accordance with Regulation 34 of CERC (Fees and Charges of Regional Load Despatch Centre and other related matters) Regulation 2019 dated 05.04.2019 and CERC order dated 31.05.2021 in petition no. 374/MP/ 2019.
- Rebate and Late payment surcharge shall be allowed as per relevant provisions of CERC Regulations 2019
- Details of the payment made such as date of payment, amount paid, UTR, Rebate and TDS deducted, etc., please be entered in the Payments section of the Online Fees and Charges application (<https://fc.posoco.in/FnCWeb/#!/landing>).
- Payment shall be made through Payment Gateway / RTGS / NEFT to POSOCO, NRLDC as given below:

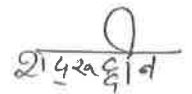
**1st Bank Account Details:**

Account Name: POSOCO-RLDC Fee & Charges Account  
Bank Name: State Bank Of India  
Account Number: 40232781809  
RTGS / IFS Code: SBIN0004688

**2nd Bank Account Details:**

Account Name: POSOCO-RLDC Fee & Charges Account  
Bank Name: ICICI Bank Ltd  
Account Number: 000705051613  
RTGS / IFS Code: ICIC0000007  
POSOCO Pan No: AAFCP2086B  
POSOCO Tan No: DELP17480B  
NRLDC GSTIN: 07AAFCP2086B1ZO  
SAC: 996911

भवदीय,  
For & On Behalf Of  
पावर सिस्टम ऑपरेशन कॉर्पोरेशन लिमिटेड  
Power System Operation Corporation Limited



(Sheikh Shadrudin)

General Manager  
Northern Regional Load Despatch Centre