

एसजेवीएन लिमिटेड SJVN Limited

(भारत सरकार एवं हिमाचल प्रदेश सरकार का संयुक्त उपक्रम)
(A Joint Venture of Govt. of India & Govt. of Himachal Pradesh)
नवरत्न सी. पी. एस. ई.
A Navratna CPSE
CIN No : L40101HP1988GOI008409



Ref No: SJVN/C&SO/2025-26/ 1472

Date : 04-11-2025

To,
Chief Engineer (Renewable Energy),
5th Floor, Prakashgad, A K Juneg, Bandra (East), Mumbai – 400051

Sub: Regarding submission of Monthly Energy Bills for Oct, 2025 towards sale of Energy to MSEDCL.

Dear Sir,

We are enclosing herewith the following data for Oct 2025 for processing our energy bills of this period. The due date of payment of these energy bills is 02.01.2026.

The copy of the Energy Bill is also available at our web-site i.e. www.sjvn.nic.in

The Following are the details attached:

1. Invoices for Oct 2025 as per detail appended below (Exhibit- I)
2. A detail of percentage Generation of each WEG for Oct 2025 (Exhibit-II)
3. Energy breakup report for Oct 2025 in respect of Feeder No. 1 & 2. (Exhibit-III)

| Sr. No. | Feeder No. | Bill for the Month | Invoice No.& Date | Total Amount of Invoice (In Rs) |
|--------------------|-------------|--------------------|---------------------------------------|---------------------------------|
| 1 | Feeder No.1 | Oct-2025 | MSEDCL/25/Oct-01, Dated: 04-11-2025 | 25,15,660.00 |
| 2 | | | MSEDCL/25/Oct-03, Dated: 04-11-2025 | 19,77,990.00 |
| 3 | | | MSEDCL/25/Oct-05, Dated: 04-11-2025 | 1,76,516.00 |
| 4 | | | MSEDCL/25/Oct-07, Dated: 04-11-2025 | 2,39,867.00 |
| 5 | | | MSEDCL/25/Oct-11, Dated: 04-11-2025 | 2,32,138.00 |
| 6 | | | MSEDCL/25/Oct-12, Dated: 04-11-2025 | 2,23,638.00 |
| Total | | | | 53,65,809.00 |
| 1 | Feeder No.2 | Oct-2025 | MSEDCL/25/ Oct -02, Dated: 04-11-2025 | 15,70,630.00 |
| 2 | | | MSEDCL/25/ Oct -04, Dated: 04-11-2025 | 5,11,546.00 |
| 3 | | | MSEDCL/25/ Oct -06, Dated: 04-11-2025 | 4,41,666.00 |
| 4 | | | MSEDCL/25/ Oct -08, Dated: 04-11-2025 | 9,41,906.00 |
| 5 | | | MSEDCL/25/ Oct -09, Dated: 04-11-2025 | 4,22,065.00 |
| 6 | | | MSEDCL/25/ Oct -10, Dated: 04-11-2025 | 3,07,252.00 |
| Total | | | | 41,95,065.00 |
| Grand Total | | | | 95,60,874.00 |

कॉर्पोरेट मुख्यालय : शक्ति सदन, शनान,
शिमला - 171006 (हि.प्र.) www.sjvn.nic.in
दूरभाष : 0177-2660003/4/5/6 फैक्स : 0177-2660001
सम्पर्क कार्यालय : ऑफिस ब्लॉक, टावर - 1, 6 वीं मंजिल,
एनबीसीसी कॉम्प्लेक्स, पूर्वी किदवई नगर, नई दिल्ली-110023
दूरभाष : 011-61901919 फैक्स : 011-61901915

Corporate H.Q.: Shakti Sadan, Shanan,
Shimla-171006, (H.P.) www.sjvn.nic.in
Tele: 0177-2660003/4/5/6, Fax: 0177-2660001
Liaison Office: Office Block, Tower-1, 6th Floor,
NBCC Complex, East Kidwai Nagar, New Delhi-110023
Tele: 011-61901919, Fax: 011-61901915

अपने तथा राष्ट्र के हित में ऊर्जा की बचत करें |

SAVE ENERGY FOR BENEFIT OF SELF AND NATION

एसजेवीएन लिमिटेड SJVN Limited

(भारत सरकार एवं हिमाचल प्रदेश सरकार का संयुक्त उपक्रम)
(A Joint Venture of Govt. of India & Govt. of Himachal Pradesh)
नवरत्न सी. पी. एस. ई.
A Navratna CPSE
CIN No : L40101HP1988GOI008409



We would also like to bring your kind notice regarding the outstanding dues of energy charges and late payment surcharge payable as on 31-10-2025 by MSEDCL which is as under: -

| | | |
|--|---|------------------------|
| 1. Outstanding amount of energy charges accumulated ending Oct 2025 | = | 7,72,76,691.00 |
| 2. The energy bills for the month of Oct 2025 (Details as shown above) | = | 95,60,874.00 |
| A. Total Energy Bills Outstanding (1+2) | = | 8,68,37,565.00 |
| 3. Late payment surcharge accumulated ending 31-10-2025 | = | 13,78,54,814.00 |
| 4. Total (A+3) | = | 22,46,92,379.00 |

The bill is to be paid in full by the due date notwithstanding by difference or dispute regarding the accuracy of bill for which adjustment, if any would be carried out Octarately or in next month energy bill. Bank charges, if any would be the responsibility of the beneficiary.

Your early action for processing our energy bills and releasing the payment of outstanding dues of energy charges and late payment surcharge (shown above) shall be highly appreciated.

Thanking you,

Yours Faithfully,
For & on behalf of SJVN Limited

Authorized Signatory.

Encl. : As above

Munish Kumar
Dy. General Manager (C&SO)
SJVN Limited, Shakti Sadan,
Shanan, Shimla-171006 (H.P.)

1. The Superintending Engineer, MSEDCL, Ahmed Nagar Circle, Maharashtra. -414001
2. AGM (RE), Maharashtra State Electricity Distribution Co. Ltd. (MSEDCL), Prakashgad, Plot No. G-9, Bandra (E), Mumbai – 400051
3. General Manager (PP), Maharashtra State Electricity Distribution Co. Ltd. Prakashgad, Plot No. G-9, Bandra (E), Mumbai – 400051

कॉर्पोरेट मुख्यालय : शक्ति सदन, शनान,
शिमला - 171006 (हि.प्र.) www.sjvn.nic.in
दूरभाष : 0177-2660003/4/5/6 फैक्स : 0177-2660001
सम्पर्क कार्यालय : ऑफिस ब्लॉक, टावर - 1, 6 वीं मंजिल,
एनबीसीसी कॉम्प्लेक्स, पूर्वी किदवई नगर, नई दिल्ली-110023
दूरभाष : 011-61901919 फैक्स : 011-61901915

Corporate H.Q.: Shakti Sadan, Shanan,
Shimla-171006, (H.P.) www.sjvn.nic.in
Tele: 0177-2660003/4/5/6, Fax: 0177-2660001
Liaison Office: Office Block, Tower-1, 6th Floor,
NBCC Complex, East Kidwai Nagar, New Delhi-110023
Tele: 011-61901919, Fax: 011-61901915

अपने तथा राष्ट्र के हित में ऊर्जा की बचत करें |

SAVE ENERGY FOR BENEFIT OF SELF AND NATION



एसजेवीएन लिमिटेड
(भारत सरकार और हिमाचल प्रदेश सरकार का एक संयुक्त उपक्रम)
A Navratna CPSE
ISO 9001:2015 प्रमाणित कंपनी
कॉर्पोरेट कार्यालय - और प्रशासकीय प्रशासन विभाग, शक्ति सदन
एसजेवीएन कॉम्प्लेक्स, शान, शिमला - 171006
Email: sjvn.cso@sjvn.hic.in, gmcs@sjvn@gmail.com

SJVN Limited
Commercial & System Operation Department

47.6MW (56x850KW) Khirvire Wind Power Project

| Sr. No. | Feeder No. | Bill for the Month | Invoice No.& Date | Total Amount of Invoice(In Rs) | Operating Charges Deducted(In Rs) | Net Amount Payable to SJVN (In Rs) |
|---------|------------|--------------------|-----------------------------------|--------------------------------|-----------------------------------|------------------------------------|
| 1 | FEEDER1 | October-25 | MSEDCL/25/OCT-1,Dated:04.11.2025 | 2,535,660.00 | 20,000.00 | 2,515,660.00 |
| 2 | FEEDER1 | October-25 | MSEDCL/25/OCT-3,Dated:04.11.2025 | 1,997,990.00 | 20,000.00 | 1,977,990.00 |
| 3 | FEEDER1 | October-25 | MSEDCL/25/OCT-5,Dated:04.11.2025 | 176,516.00 | 0.00 | 176,516.00 |
| 4 | FEEDER1 | October-25 | MSEDCL/25/OCT-7,Dated:04.11.2025 | 239,867.00 | 0.00 | 239,867.00 |
| 5 | FEEDER1 | October-25 | MSEDCL/25/OCT-11,Dated:04.11.2025 | 232,138.00 | 0.00 | 232,138.00 |
| 6 | FEEDER1 | October-25 | MSEDCL/25/OCT-12,Dated:04.11.2025 | 223,638.00 | 0.00 | 223,638.00 |
| Total | | | | 5,405,809.00 | 40,000.00 | 5,365,809.00 |

| Sr. No. | Feeder No. | Bill for the Month | Invoice No.& Date | Total Amount of Invoice(In Rs) | Operating Charges Deducted(In Rs) | Net Amount Payable to SJVN (In Rs) |
|-------------|------------|--------------------|-----------------------------------|--------------------------------|-----------------------------------|------------------------------------|
| 1 | FEEDER2 | October-25 | MSEDCL/25/OCT-2,Dated:04.11.2025 | 1,590,630.00 | 20,000.00 | 1,570,630.00 |
| 2 | FEEDER2 | October-25 | MSEDCL/25/OCT-4,Dated:04.11.2025 | 521,546.00 | 10,000.00 | 511,546.00 |
| 3 | FEEDER2 | October-25 | MSEDCL/25/OCT-6,Dated:04.11.2025 | 451,666.00 | 10,000.00 | 441,666.00 |
| 4 | FEEDER2 | October-25 | MSEDCL/25/OCT-8,Dated:04.11.2025 | 951,906.00 | 10,000.00 | 941,906.00 |
| 5 | FEEDER2 | October-25 | MSEDCL/25/OCT-9,Dated:04.11.2025 | 432,065.00 | 10,000.00 | 422,065.00 |
| 6 | FEEDER2 | October-25 | MSEDCL/25/OCT-10,Dated:04.11.2025 | 307,252.00 | 0.00 | 307,252.00 |
| Total | | | | 4,255,065.00 | 60,000.00 | 4,195,065.00 |
| Grand Total | | | | 9,660,874.00 | 100,000.00 | 9,560,874.00 |

Munish Kumar
Dy. General Manager (C&SO)
SJVN Limited, Shakti Sadan,
Shanan, Shimla-171006 (H.P.)



एसजेवीएन लिमिटेड
 (भारत सरकार और हिमाचल प्रदेश सरकार का एक संयुक्त उपक्रम)
 A Navratna CPSE
 ISO 9001:2015 प्रमाणित कंपनी
 कॉर्पोरेट ऑफिस: शक्ति साधन विभाग, शक्ति साधन
 एसजेवीएन कॉर्पोरेट मुख्यालय, शानान, शिमला - 171006
 Email: sjvn.cso@sjvn.nic.in, gmcs@sjvn@gmail.com

SJVN Limited
Commercial & System Operation Department

GSTIN No. 27AAICS1307F1ZM
 CIN: L40101HP1988GOI008409

INVOICE

EPA NO:- Comm/CP/Wind/EPA/SJVN/No.25302 DATED 11.08.2014 for
 21.250 MW(25 X 0.85 MW) Commissioned on 20.01.2014

INVOICE NO: MSEDCL/25/OCT-1

Date: 04.11.2025

GKA-42,43,46, 37, 50, 45, 48, 41, 02, 47, 15, 54, 14N

To,
 Chief Engineer (RE),
 5th Floor, Prakashgad, Bandra (East),
 Mumbai-51.

DOC: 20.01.2014

JMR MONTH: October-25

Feeder No:- 132/33 KV Kombhalane S/S FEEDER1

Bill of Month: OCT-25

JMR Outward No:- 04269 Dated 03.11.2025

Due Date of Payment of Energy Bill:-

JMR Period:- 01.10.2025 To 01.11.2025

| Sr No | Particulars | | | | Quantity kWh | Rate Rs Per kWh | Amount(in Rs) |
|-------|--|-------------------------------|-------------|----------------|---------------|-----------------|---------------|
| 1. | NET KWH IMPORT TO MSEDCL | | | | 436,535.79634 | 5.81 | 2,536,273.00 |
| | MONTH | Import kWh | Export kWh | Net Import kWh | | | |
| | OCT-25 | 441,184.25925 | 4,648.46291 | 436,535.79634 | | | |
| | NET kWh UNITS FOR BILLING | | | 436,535.79634 | | | |
| 2. | Less: REACTIVE POWER | | | | 6,130.63241 | 0.10 | 613.00 |
| | Total RKVAH export from the GRID MSEDCL to our Wind Energy Converters & Total RKVAH Export from the Wind Energy Converters to MSEDCL as per certificate from MSEDCL, 0.1Rs/kVAh for less of 10% of active energy and @ 0.25 Rs/ kVAh for Excess of 10% of Import kWh | | | | | | |
| | MONTH | Import kVAh Units for Billing | | | 0.00000 | 0.25 | 0.00 |
| | OCT-25 | 6,130.63241 | | | | | 613.00 |

Total (1-2):

2,535,660.00

Rounded Off:

2,535,660

As Per EPA Clause No: 8.03, deduction of Operating charges

20,000

Net Payable Amount:

2,515,660

Terms & Conditions are as per EPA entered between M/s.SJVN Ltd. & MSEDCL

Please remit the payment by way of RTGS to our A/c No. SJVNKW13WD0041 of State Bank of India , New Delhi Branch, having IFSC Code no. SBIN0004266 in Favour of SJVN Ltd.

M/S SJVN Ltd.

(Authorized Signatory)

Munish Kumar
 Dy. General Manager (C&SO)
 SJVN Limited, Shakti Sadan,
 Shanan, Shimla-171006 (H.P.)



एसजेवीएन लिमिटेड

(भारत सरकार और हिमाचल प्रदेश सरकार का एक संगुक्त उद्योग)
A Navratna CPSE
ISO 9001:2015 प्रमाणित कंपनी
कॉर्पोरेट ऑफिस: और प्रणाली प्रचालन विभाग, शक्ति रादन
एसजेवीएन कॉर्पोरेट मुख्यालय, शानन, शिमला - 171006
Email: sjvn.cio@sjvn.nic.in, gmcsosjvn@gmail.com

SJVN Limited
Commercial & System Operation Department

GSTIN No. 27AAICS1307F1ZM
CIN: L40101HP1988GOI008409

INVOICE

EPA NO:- Comm/CP/Wind/EPA/SJVN/No.25301 DATED 11.08.2014 for
14.450 MW(17 X 0.85 MW) Commissioned on 31.01.2014

INVOICE NO: MSEDCL/25/OCT-3

Date: 04.11.2025

GKA-20, 36, 06, 09, 17, 40, 10, 68, GAK-66, 01, 67, 43N1

To,
Chief Engineer (RE),
5th Floor, Prakashgad, Bandra (East),
Mumbai-51.

DOC: 31.01.2014

JMR MONTH: October-25

Feeder No:- 132/33 KV Kombhalane S/S FEEDER1

Bill of Month: OCT-25

JMR Outward No:- 04269 Dated 03.11.2025

Due Date of Payment of Energy Bill:-

JMR Period:- 01.10.2025 To 01.11.2025

| Sr No | Particulars | | | | Quantity kWh | Rate Rs Per kWh | Amount(in Rs) |
|-------|--|-------------------------------|-------------|----------------|---------------|-----------------|---------------|
| 1. | NET KWH IMPORT TO MSEDCL | | | | 343,971.19122 | 5.81 | 1,998,473.00 |
| | MONTH | Import kWh | Export kWh | Net Import kWh | | | |
| | OCT-25 | 347,633.97750 | 3,662.78628 | 343,971.19122 | | | |
| | NET kWh UNITS FOR BILLING | | | 343,971.19122 | | | |
| 2. | Less: REACTIVE POWER | | | | 4,830.67128 | 0.10 | 483.00 |
| | Total RKVAH export from the GRID MSEDCL to our Wind Energy Converters & Total RKVAH Export from the Wind Energy Converters to MSEDCL as per certificate from MSEDCL, 0.1Rs/kVAh for less of 10% of active energy and @ 0.25 Rs/ kVAh for Excess of 10% of Import kWh | | | | | | |
| | MONTH | Import kVAh Units for Billing | | | 0.00000 | 0.25 | 0.00 |
| | OCT-25 | 4,830.67128 | | | | | 483.00 |

Total (1-2):

1,997,990.00

Rounded Off:

1,997,990

As Per EPA Clause No: 8.03, deduction of Operating charges

20,000

Net Payable Amount:

1,977,990

Terms & Conditions are as per EPA entered between M/s.SJVN Ltd. & MSEDCL

Please remit the payment by way of RTGS to our A/c No. SJVNKW13WD0041
of State Bank of India , New Delhi Branch, having IFSC Code no.
SBIN0004266 in Favour of SJVN Ltd.

M/S SJVN Ltd.

(Authorized Signatory)
Munish Kumar

Dy. General Manager (C&SO)
SJVN Limited, Shakti Sadan,
Shanan, Shimla-171006 (H.P.)



एसजेवीएन लिमिटेड

(भारत सरकार और हिमाचल प्रदेश सरकार का एक संयुक्त उपक्रम)
A Navratna CPSE
ISO 9001:2015 प्रमाणित कंपनी
कॉर्पोरेट वाणिज्यिक और प्रणाली प्रचालन विभाग, शक्ति सदन
एसजेवीएन कॉर्पोरेट मुख्यालय, शानन, शिमला - 171006
Email: sjvn.cso@sjvn.ltd.in, sjvn.cso@sjvn.ltd.in, sjvn.cso@sjvn.ltd.in

SJVN Limited
Commercial & System Operation Department

GSTIN No. 27AAICS1307F1ZM
CIN: L40101HP1988GOI008409

INVOICE

EPA NO:- Comm/CPWind/EPA/SJVN/No.25671 DATED 14.08.2014 for 2.550 MW(3 X 0.85 MW) Commissioned on 20.02.2014

INVOICE NO: MSEDCL/25/OCT-5

Date: 04.11.2025

GAK-86

To,
Chief Engineer (RE),
5th Floor, Prakashgad, Bandra (East),
Mumbai-51.

DOC: 20.02.2014

JMR MONTH: October-25

Feeder No:- 132/33 KV Kumbhalane S/S FEEDER1

Bill of Month: OCT-25

JMR Outward No:- 04269 Dated 03.11.2025

Due Date of Payment of Energy Bill:-

JMR Period:- 01.10.2025 To 01.11.2025

| Sr No | Particulars | | | | Quantity kWh | Rate Rs Per kWh | Amount(in Rs) |
|-------|--|--------------------------------|------------|----------------|--------------|-----------------|---------------|
| 1. | NET KWH IMPORT TO MSEDCL | | | | 30,388.78275 | 5.81 | 176,559.00 |
| | MONTH | Import kWh | Export kWh | Net Import kWh | | | |
| | OCT-25 | 30,712.37850 | 323.59575 | 30,388.78275 | | | |
| | NET kWh UNITS FOR BILLING | | | 30,388.78275 | | | |
| 2. | Less: REACTIVE POWER | | | | 426.77475 | 0.10 | 43.00 |
| | Total RKVAH export from the GRID MSEDCL to our Wind Energy Converters & Total RKVAH Export from the Wind Energy Converters to MSEDCL as per certificate from MSEDCL, 0.1Rs/kVArh for less of 10% of active energy and @ 0.25 Rs/ kVArh for Excess of 10% of Import kWh | | | | | | |
| | MONTH | Import kVArh Units for Billing | | | 0.00000 | 0.25 | 0.00 |
| | OCT-25 | 426.77475 | | | | | 43.00 |

Total (1-2):

176,516.00

Rounded Off:

176,516

As Per EPA Clause No: 8.03, deduction of Operating charges

0

Net Payable Amount:

176,516

Terms & Conditions are as per EPA entered between M/s.SJVN Ltd. & MSEDCL

Please remit the payment by way of RTGS to our A/c No. SJVNKW13WD0041 of State Bank of India , New Delhi Branch, having IFSC Code no. SBIN0004266 in Favour of SJVN Ltd.

M/S SJVN Ltd.

(Authorized Signatory)

Munish Kumar
Dy. General Manager (C&SO)
SJVN Limited, Shakti Sadan,
Shanan, Shimla-171006 (H.P.)



एसजेवीएन लिमिटेड

(भारत सरकार और हिमाचल प्रदेश सरकार का एक संयुक्त उपक्रम)
A Navratna CPSE
ISO 9001:2015 प्रमाणित कंपनी
कॉर्पोरेट कार्यालय और प्रणाली प्रचालन विभाग, शक्ति सदन
एसजेवीएन कॉर्पोरेट मुख्यालय, शानान, शिमला - 171006
Email: sjvn.cso@sjvn.nic.in, gmcsosjvn@gmail.com

SJVN Limited
Commercial & System Operation Department

GSTIN No. 27AAICS1307F1ZM
CIN: L40101HP1988GOI008409

INVOICE

EPA NO:- Comm/CP/Wind/EPA/SJVN/No.25669 DATED 14.08.2014 for 5.100 MW(6 X 0.85 MW) Commissioned on 30.03.2014

INVOICE NO: MSEDCL/25/OCT-7

Date: 04.11.2025

GKA-19

To,
Chief Engineer (RE),
5th Floor, Prakashgad, Bandra (East),
Mumbai-51.

DOC: 30.03.2014

JMR MONTH: October-25

Feeder No:- 132/33 KV Kombhalane S/S FEEDER1

Bill of Month: OCT-25

JMR Outward No:- 04269 Dated 03.11.2025

Due Date of Payment of Energy Bill:-

JMR Period:- 01.10.2025 To 01.11.2025

| Sr No | Particulars | | | | Quantity kWh | Rate Rs Per kWh | Amount(in Rs) |
|--|--|-------------------------------|------------|----------------|--------------|-----------------|---------------|
| 1. | NET KWH IMPORT TO MSEDCL | | | | 41,295.18637 | 5.81 | 239,925.00 |
| | MONTH | Import kWh | Export kWh | Net Import kWh | | | |
| | OCT-25 | 41,734.91925 | 439.73288 | 41,295.18637 | | | |
| | NET kWh UNITS FOR BILLING | | | 41,295.18637 | | | |
| 2. | Less: REACTIVE POWER | | | | 579.94238 | 0.10 | 58.00 |
| | Total RKVAH export from the GRID MSEDCL to our Wind Energy Converters & Total RKVAH Export from the Wind Energy Converters to MSEDCL as per certificate from MSEDCL, 0.1Rs/kVAh for less of 10% of active energy and @ 0.25 Rs/ kVAh for Excess of 10% of Import kWh | | | | | | |
| | MONTH | Import kVAh Units for Billing | | | 0.00000 | 0.25 | 0.00 |
| | OCT-25 | 579.94238 | | | | | 58.00 |
| Total (1-2): | | | | | | | 239,867.00 |
| Rounded Off: | | | | | | | 239,867 |
| As Per EPA Clause No: 8.03, deduction of Operating charges | | | | | | | 0 |
| Net Payable Amount: | | | | | | | 239,867 |

Terms & Conditions are as per EPA entered between M/s.SJVN Ltd. & MSEDCL

Please remit the payment by way of RTGS to our A/c No. SJVNKW13WD0041 of State Bank of India , New Delhi Branch, having IFSC Code no. SBIN0004266 in Favour of SJVN Ltd.

M/S SJVN Ltd.

(Authorized Signatory)

Munish Kumar
Dy. General Manager (C&SO)
SJVN Limited, Shakti Sadan,
Shanan, Shimla-171006 (H.P.)



एसजेवीएन लिमिटेड

(भारत सरकार और हिमाचल प्रदेश सरकार का एक संयुक्त उपक्रम)
A Navratna CPSE
ISO 9001:2015 प्रमाणित कंपनी
कॉर्पोरेट कार्यालय और प्रणाली प्रचालन विभाग, शक्ति रादन
एसजेवीएन कॉर्पोरेट मुख्यालय, शानान, शिमला - 171006
Email: sjvn.cso@sjvn.ltd.in, gmcsosjvn@gmail.com

SJVN Limited
Commercial & System Operation Department

GSTIN No. 27AAICS1307F1ZM
CIN: L40101HP1988GOI008409

INVOICE

EPA NO:- Comm/CP/Wind/EPA/SJVN/No.10562 DATED 06.05.2017 for 1.700 MW(2 X 0.85 MW) Commissioned on 15.04.2014

INVOICE NO: MSEDCL/25/OCT-11

Date: 04.11.2025

GKA-18

To,
Chief Engineer (RE),
5th Floor, Prakashgad, Bandra (East),
Mumbai-51.

DOC: 15.04.2014

JMR MONTH: October-25

Feeder No:- 132/33 KV Kombhalane S/S FEEDER1

Bill of Month: OCT-25

JMR Outward No:- 04269 Dated 03.11.2025

Due Date of Payment of Energy Bill:-

JMR Period:- 01.10.2025 To 01.11.2025

| Sr No | Particulars | | | | Quantity kWh | Rate Rs Per kWh | Amount(In Rs) |
|--|--|-------------------------------|------------|----------------|--------------|-----------------|-------------------|
| 1. | NET KWH IMPORT TO MSEDCL | | | | 40,735.88362 | 5.70 | 232,138.00 |
| | MONTH | Import kWh | Export kWh | Net Import kWh | | | |
| | OCT-25 | 41,169.66075 | 433.77713 | 40,735.88362 | | | |
| | NET kWh UNITS FOR BILLING | | | 40,735.88362 | | | |
| 2. | Less: REACTIVE POWER | | | | 572.08763 | 0.10 | 57.00 |
| | Total RKVAH export from the GRID MSEDCL to our Wind Energy Converters & Total RKVAH Export from the Wind Energy Converters to MSEDCL as per certificate from MSEDCL, 0.1Rs/kVAh for less of 10% of active energy and @ 0.25 Rs/ kVAh for Excess of 10% of Import kWh | | | | | | |
| | MONTH | Import kVAh Units for Billing | | | 0.00000 | 0.25 | 0.00 |
| | OCT-25 | 572.08763 | | | | | 57.00 |
| Total (1-2): | | | | | | | 232,138.00 |
| Rounded Off: | | | | | | | 232,138 |
| As Per EPA Clause No: 8.03, deduction of Operating charges | | | | | | | 0 |
| Net Payable Amount: | | | | | | | 232,138 |

Terms & Conditions are as per EPA entered between M/s.SJVN Ltd. & MSEDCL

Please remit the payment by way of RTGS to our A/c No. SJVNKW13WD0041 of State Bank of India , New Delhi Branch, having IFSC Code no. SBIN0004266 in Favour of SJVN Ltd.

M/S SJVN Ltd.

(Authorized Signatory)

Munish Kumar
Dy. General Manager (C&SO)
SJVN Limited, Shakti Sadan,
Shanan, Shimla-171006 (H.P.)



एसजेवीएन लिमिटेड

(भारत सरकार और हिमाचल प्रदेश सरकार का एक संयुक्त उपक्रम)
A Navratna CPSE
ISO 9001:2015 प्रमाणित कंपनी
कॉर्पोरेट ऑफिस: मुल्हासगढ़, शानान, शिमला - 171006
एसजेवीएन कॉर्पोरेट मुख्यालय, शानान, शिमला - 171006
Email: sjvn.cso@sjvn.nic.in, gmcsosjvn@gmail.com

SJVN Limited
Commercial & System Operation Department

GSTIN No. 27AAICS1307F1ZM
CIN: L40101HP1988GOI008409

INVOICE

EPA NO:- Comm/CP/Wind/EPA/SJVN/No.10563 DATED 06.05.2017 for 0.850 MW(1 X 0.85 MW) Commissioned on 20.05.2014

INVOICE NO: MSEDCL/25/OCT-12

Date: 04.11.2025

GKA-51

To,
Chief Engineer (RE),
5th Floor, Prakashgad, Bandra (East),
Mumbai-51.

DOC: 20.05.2014

JMR MONTH: October-25

Feeder No:- 132/33 KV Kombhalane S/S FEEDER1

Bill of Month: OCT-25

JMR Outward No:- 04269 Dated 03.11.2025

Due Date of Payment of Energy Bill:-

JMR Period:- 01.10.2025 To 01.11.2025

| Sr No | Particulars | | | | Quantity kWh | Rate Rs Per kWh | Amount(in Rs) |
|--|--|-------------------------------|------------|----------------|--------------|-----------------|-------------------|
| 1. | NET KWH IMPORT TO MSEDCL | | | | 39,244.40962 | 5.70 | 223,693.00 |
| | MONTH | Import kWh | Export kWh | Net Import kWh | | | |
| | OCT-25 | 39,662.30475 | 417.89513 | 39,244.40962 | | | |
| | NET kWh UNITS FOR BILLING | | | | | | |
| 2. | Less: REACTIVE POWER | | | | 551.14163 | 0.10 | 55.00 |
| | Total RkVAh export from the GRID MSEDCL to our Wind Energy Converters & Total RkVAh Export from the Wind Energy Converters to MSEDCL as per certificate from MSEDCL, 0.1Rs/kVAh for less of 10% of active energy and @ 0.25 Rs/ kVAh for Excess of 10% of Import kWh | | | | | | |
| | MONTH | Import kVAh Units for Billing | | | 0.00000 | 0.25 | 0.00 |
| | OCT-25 | 551.14163 | | | | | 55.00 |
| Total (1-2): | | | | | | | 223,638.00 |
| Rounded Off: | | | | | | | 223,638 |
| As Per EPA Clause No: 8.03, deduction of Operating charges | | | | | | | 0 |
| Net Payable Amount: | | | | | | | 223,638 |

Terms & Conditions are as per EPA entered between M/s.SJVN Ltd. & MSEDCL

Please remit the payment by way of RTGS to our A/c No. SJVNW13WD0041 of State Bank of India , New Delhi Branch, having IFSC Code no. SBIN0004266 in Favour of SJVN Ltd.

M/S SJVN Ltd.


(Authorized Signatory)

Munish Kumar
Dy. General Manager (C&SO)
SJVN Limited, Shakti Sadan,
Shanan, Shimla-171006 (H.P.)



एसजेवीएन लिमिटेड

(भारत सरकार और हिमाचल प्रदेश सरकार का एक संयुक्त उपक्रम)
A Navratna CPSE
ISO 9001:2015 प्रमाणित कंपनी
कॉर्पोरेट ऑफिशियल और प्रणाली प्रचालन विभाग, शक्ति सदन
एसजेवीएन कॉर्पोरेट मुख्यालय, शानान, शिमला - 171006
Email: sjvn.cse@sjvn.nic.in, gmcsosjvn@gmail.com

SJVN Limited
Commercial & System Operation Department

GSTIN No. 27AAICS1307F1ZM
CIN: L40101HP1988GOI008409

INVOICE

EPA NO:- Comm/CP/Wind/EPA/SJVN/No.25302 DATED 11.08.2014 for
21.250 MW(25 X 0.85 MW) Commissioned on 20.01.2014

INVOICE NO: MSEDCL/25/OCT-2

Date: 04.11.2025

GKA-53,34 GKV-05,06,13, 18, 20, 12, 28, 14, 22N, 4N

To,
Chief Engineer (RE),
5th Floor, Prakashgad, Bandra (East),
Mumbai-51.

DOC: 20.01.2014

JMR MONTH: October-25

Feeder No:- 132/33 KV Kombhalane S/S FEEDER2

Bill of Month: OCT-25

JMR Outward No:- 04269 Dated 03.11.2025

Due Date of Payment of Energy Bill:-

JMR Period:- 01.10.2025 To 01.11.2025

| Sr No | Particulars | | | | Quantity kWh | Rate Rs Per kWh | Amount(in Rs) |
|--|--|--------------------------------|-------------|----------------|---------------|-----------------|---------------|
| 1. | NET KWH IMPORT TO MSEDCL | | | | 273,844.94739 | 5.81 | 1,591,039.00 |
| | MONTH | Import kWh | Export kWh | Net Import kWh | | | |
| | OCT-25 | 277,661.00664 | 3,816.05925 | 273,844.94739 | | | |
| | NET kWh UNITS FOR BILLING | | | 273,844.94739 | | | |
| 2. | Less: REACTIVE POWER | | | | 4,089.03489 | 0.10 | 409.00 |
| | Total RKVAH export from the GRID MSEDCL to our Wind Energy Converters & Total RKVAH Export from the Wind Energy Converters to MSEDCL as per certificate from MSEDCL, 0.1Rs/kVArh for less of 10% of active energy and @ 0.25 Rs/ kVArh for Excess of 10% of Import kWh | | | | | | |
| | MONTH | Import kVArh Units for Billing | | | 0.00000 | 0.25 | 0.00 |
| | OCT-25 | 4,089.03489 | | | | | |
| Total (1-2): | | | | | | | 1,590,630.00 |
| Rounded Off: | | | | | | | 1,590,630 |
| As Per EPA Clause No: 8.03, deduction of Operating charges | | | | | | | 20,000 |
| Net Payable Amount: | | | | | | | 1,570,630 |

Terms & Conditions are as per EPA entered between M/s.SJVN Ltd. & MSEDCL

Please remit the payment by way of RTGS to our A/c No. SJVNKW13WD0041 of State Bank of India , New Delhi Branch, having IFSC Code no. SBIN0004266 in Favour of SJVN Ltd.

M/S SJVN Ltd.

(Authorized Signatory)

Munish Kumar
Dy. General Manager (C&SO)
SJVN Limited, Shakti Sadan,
Shanan, Shimla-171006 (H.P.)



एसजेवीएन लिमिटेड

(भारत सरकार और हिमाचल प्रदेश सरकार का एक संयुक्त उपक्रम)
A Navratna CPSE
ISO 9001:2015 प्रमाणित कंपनी
कॉर्पोरेट कार्यालय और प्रणाली प्रचालन विभाग, शक्ति सदन
एसजेवीएन कॉर्पोरेट मुख्यालय, शान, शिमला - 171006
Email: sjvn.cso@sjvn.nic.in, gmcso@sjvn@gmail.com

SJVN Limited
Commercial & System Operation Department

GSTIN No. 27AAICS1307F1ZM
CIN: L40101HP1988GOI008409

INVOICE

EPA NO:- Comm/CP/Wind/EPA/SJVN/No.25301 DATED 11.08.2014 for
14.450 MW(17 X 0.85 MW) Commissioned on 31.01.2014

INVOICE NO: MSEDCL/25/OCT-4

Date: 04.11.2025

GKV-50, 39, 21, 07, 28N1

To,
Chief Engineer (RE),
5th Floor, Prakashgad, Bandra (East),
Mumbai-51.

DOC: 31.01.2014

JMR MONTH: October-25

Feeder No:- 132/33 KV Kombhalane S/S FEEDER2

Bill of Month: OCT-25

JMR Outward No:- 04269 Dated 03.11.2025

Due Date of Payment of Energy Bill:-

JMR Period:- 01.10.2025 To 01.11.2025

| Sr No | Particulars | | | | Quantity kWh | Rate Rs Per kWh | Amount(in Rs) |
|---|--|-------------------------------|-------------|----------------|--------------|-----------------|-------------------|
| 1. | NET KWH IMPORT TO MSEDCL | | | | 89,790.03901 | 5.81 | 521,680.00 |
| | MONTH | Import kWh | Export kWh | Net Import kWh | | | |
| | OCT-25 | 91,041.27301 | 1,251.23400 | 89,790.03901 | | | |
| | NET kWh UNITS FOR BILLING | | | 89,790.03901 | | | |
| 2. | Less: REACTIVE POWER | | | | 1,340.73901 | 0.10 | 134.00 |
| | Total RkVAh export from the GRID MSEDCL to our Wind Energy Converters & Total RkVAh Export from the Wind Energy Converters to MSEDCL as per certificate from MSEDCL, 0.1Rs/kVAh for less of 10% of active energy and @ 0.25 Rs/ kVAh for Excess of 10% of Import kWh | | | | | | |
| | MONTH | Import kVAh Units for Billing | | | 0.00000 | 0.25 | 0.00 |
| | OCT-25 | 1,340.73901 | | | | | 134.00 |
| Total (1-2): | | | | | | | 521,546.00 |
| Rounded Off: | | | | | | | 521,546 |
| As Per EPA Clause No: 8.03, deduction of Operating charges | | | | | | | 10,000 |
| Net Payable Amount: | | | | | | | 511,546 |

Terms & Conditions are as per EPA entered between M/s.SJVN Ltd. & MSEDCL

Please remit the payment by way of RTGS to our A/c No. SJVNKW13WD0041 of State Bank of India , New Delhi Branch, having IFSC Code no. SBIN0004266 in Favour of SJVN Ltd.

M/S SJVN Ltd.

(Authorized Signatory)

Munish Kumar
Dy. General Manager (C&SO)
SJVN Limited, Shakti Sadan,
Shanan, Shimla-171006 (H.P.)



एसजेवीएन लिमिटेड
 (भारत सरकार और हिमाचल प्रदेश सरकार का एक संयुक्त उपक्रम)
 A Navratna CPSE
 ISO 9001:2015 प्रमाणित कंपनी
 कॉर्पोरेट वाणिज्यिक और प्रणाली प्रचालन विभाग, शक्ति सदन
 एसजेवीएन कॉम्प्लेक्स, शानान, शिमला - 171006
 Email: sjvn.cso@sjvn.ltd.in, gmcsosjvn@gmail.com

SJVN Limited
Commercial & System Operation Department

GSTIN No. 27AAICS1307F1ZM
 CIN: L40101HP1988GOI008409

INVOICE

EPA NO:- Comm/CP/Wind/EPA/SJVN/No.25671 DATED 14.08.2014 for 2.550 MW(3 X 0.85 MW) Commissioned on 20.02.2014

INVOICE NO: MSEDCL/25/OCT-6

Date: 04.11.2025

GKV-23, GKA-52

To,
 Chief Engineer (RE),
 5th Floor, Prakashgad, Bandra (East),
 Mumbai-51.

DOC: 20.02.2014

JMR MONTH: October-25

Feeder No:- 132/33 KV Kombhalane S/S FEEDER2

Bill of Month: OCT-25

JMR Outward No:- 04269 Dated 03.11.2025

Due Date of Payment of Energy Bill:-

JMR Period:- 01.10.2025 To 01.11.2025

| Sr No | Particulars | | | | Quantity kWh | Rate Rs Per kWh | Amount(Ih Rs) |
|-------|--|-------------------------------|-------------|----------------|--------------|-----------------|---------------|
| 1. | NET KWH IMPORT TO MSEDCL | | | | 77,759.34750 | 5.81 | 451,782.00 |
| | MONTH | Import kWh | Export kWh | Net Import kWh | | | |
| | OCT-25 | 78,842.93250 | 1,083.58500 | 77,759.34750 | | | |
| | NET kWh UNITS FOR BILLING | | | 77,759.34750 | | | |
| 2. | Less: REACTIVE POWER | | | | 1,161.09750 | 0.10 | 116.00 |
| | Total RkVAh export from the GRID MSEDCL to our Wind Energy Converters & Total RkVAh Export from the Wind Energy Converters to MSEDCL as per certificate from MSEDCL, 0.1Rs/kVAh for less of 10% of active energy and @ 0.25 Rs/ kVAh for Excess of 10% of Import kWh | | | | | | |
| | MONTH | Import kVAh Units for Billing | | | 0.00000 | 0.25 | 0.00 |
| | OCT-25 | 1,161.09750 | | | | | 116.00 |

Total (1-2):

451,666.00

Rounded Off:

451,666

As Per EPA Clause No: 8.03, deduction of Operating charges

10,000

Net Payable Amount:

441,666

Terms & Conditions are as per EPA entered between M/s.SJVN Ltd. & MSEDCL

Please remit the payment by way of RTGS to our A/c No. SJVNKW13WD0041 of State Bank of India , New Delhi Branch, having IFSC Code no. SBIN0004266 in Favour of SJVN Ltd.

M/S SJVN Ltd.

(Authorized Signatory)

Munish Kumar
 Dy. General Manager (C&SO)
 SJVN Limited, Shakti Sadan,
 Shanan, Shimla-171006 (H.P.)



एसजेवीएन लिमिटेड
 (भारत सरकार और हिमाचल प्रदेश सरकार का एक संयुक्त उपक्रम)
 A Navratna CPSE
 ISO 9001:2015 प्रमाणित कंपनी
 कॉर्पोरेट वाणिज्यिक और प्रणाली प्रचालन विभाग, शक्ति सदन
 एसजेवीएन कॉर्पोरेट मुख्यालय, शानान, शिमला - 171006
 Email: sjvn.cso@sjvn.nic.in, grcsos@sjvn@gmail.com

SJVN Limited
Commercial & System Operation Department

GSTIN No. 27AAICS1307F1ZM
 CIN: L40101HP1988GOI008409

INVOICE

EPA NO:- Comm/CP/Wind/EPA/SJVN/No.25669 DATED 14.08.2014 for 5.100 MW(6 X 0.85 MW) Commissioned on 30.03.2014

INVOICE NO: MSEDCL/25/OCT-8

Date: 04.11.2025

GKV-11, 19, 02, 03, 15

To,
 Chief Engineer (RE),
 5th Floor, Prakashgad, Bandra (East),
 Mumbai-51.

DOC: 30.03.2014

JMR MONTH: October-25

Feeder No:- 132/33 KV Kombhalane S/S FEEDER2

Bill of Month: OCT-25

JMR Outward No:- 04269 Dated 03.11.2025

Due Date of Payment of Energy Bill:-

JMR Period:- 01.10.2025 To 01.11.2025

| Sr No | Particulars | | | | Quantity kWh | Rate Rs Per kWh | Amount(in Rs) |
|--|--|-------------------------------|-------------|----------------|---------------|-----------------|---------------|
| 1. | NET KWH IMPORT TO MSEDCL | | | | 163,881.49276 | 5.81 | 952,151.00 |
| | MONTH | Import kWh | Export kWh | Net Import kWh | | | |
| | OCT-25 | 166,165.19926 | 2,283.70650 | 163,881.49276 | | | |
| | NET kWh UNITS FOR BILLING | | | 163,881.49276 | | | |
| 2. | Less: REACTIVE POWER | | | | 2,447.06776 | 0.10 | 245.00 |
| | Total RkVAH export from the GRID MSEDCL to our Wind Energy Converters & Total RkVAH Export from the Wind Energy Converters to MSEDCL as per certificate from MSEDCL, 0.1Rs/kVAh for less of 10% of active energy and @ 0.25 Rs/ kVAh for Excess of 10% of Import kWh | | | | | | |
| | MONTH | Import kVAh Units for Billing | | | 0.00000 | 0.25 | 0.00 |
| | OCT-25 | 2,447.06776 | | | | | |
| Total (1-2): | | | | | | | 951,906.00 |
| Rounded Off: | | | | | | | 951,906 |
| As Per EPA Clause No: 8.03, deduction of Operating charges | | | | | | | 10,000 |
| Net Payable Amount: | | | | | | | 941,906 |

Terms & Conditions are as per EPA entered between M/s.SJVN Ltd. & MSEDCL

Please remit the payment by way of RTGS to our A/c No. SJVNKW13WD0041 of State Bank of India , New Delhi Branch, having IFSC Code no. SBIN0004266 in Favour of SJVN Ltd.

M/S SJVN Ltd.

(Authorized Signatory)

Munish Kumar
 Dy. General Manager (C&SO)
 SJVN Limited, Shakti Sadan,
 Shanan, Shimla-171006 (H.P.)



एसजेवीएन लिमिटेड

(भारत सरकार और हिमाचल प्रदेश सरकार का एक संयुक्त उपक्रम)
A Navratna CPSE
ISO 9001:2015 प्रमाणित कंपनी
कॉर्पोरेट वाणिज्यिक और प्रशासी प्रचालन विभाग, शक्ति सदन
एसजेवीएन कॉर्पोरेट मुख्यालय, शानन, शिमला - 171006
Email: sjvn.cso@sjvn.his.in, gmcsosjvn@gmail.com

SJVN Limited
Commercial & System Operation Department

GSTIN No. 27AAICS1307F1ZM
CIN: L40101HP1988GOI008409

INVOICE

EPA NO:- Comm/CP/Wind/EPA/SJVN/No.25670 DATED 14.08.2018 for 1.700 MW(2 X 0.85 MW) Commissioned on 22.03.2014

INVOICE NO: MSEDCL/25/OCT-9

Date: 04.11.2025

GKV-32, GKA-35

To,
Chief Engineer (RE),
5th Floor, Prakashgad, Bandra (East),
Mumbai-51.

DOC: 22.03.2014

JMR MONTH: October-25

Feeder No:- 132/33 KV Kombhalane S/S FEEDER2

Bill of Month: OCT-25

JMR Outward No:- 04269 Dated 03.11.2025

Due Date of Payment of Energy Bill:-

JMR Period:- 01.10.2025 To 01.11.2025

| Sr No | Particulars | | | | Quantity kWh | Rate Rs Per kWh | Amount(in Rs) |
|--|--|-------------------------------|-------------|----------------|--------------|-----------------|---------------|
| 1. | NET KWH IMPORT TO MSEDCL | | | | 74,384.88526 | 5.81 | 432,176.00 |
| | MONTH | Import kWh | Export kWh | Net Import kWh | | | |
| | OCT-25 | 75,421.44676 | 1,036.56150 | 74,384.88526 | | | |
| | NET kWh UNITS FOR BILLING | | | 74,384.88526 | | | |
| 2. | Less: REACTIVE POWER | | | | 1,110.71026 | 0.10 | 111.00 |
| | Total RkVAh export from the GRID MSEDCL to our Wind Energy Converters & Total RkVAh Export from the Wind Energy Converters to MSEDCL as per certificate from MSEDCL, 0.1Rs/kVAh for less of 10% of active energy and @ 0.25 Rs/ kVAh for Excess of 10% of Import kWh | | | | | | |
| | MONTH | Import kVAh Units for Billing | | | 0.00000 | 0.25 | 0.00 |
| | OCT-25 | 1,110.71026 | | | | | 111.00 |
| Total (1-2): | | | | | | | 432,065.00 |
| Rounded Off: | | | | | | | 432,065 |
| As Per EPA Clause No: 8.03, deduction of Operating charges | | | | | | | 10,000 |
| Net Payable Amount: | | | | | | | 422,065 |

Terms & Conditions are as per EPA entered between M/s.SJVN Ltd. & MSEDCL

Please remit the payment by way of RTGS to our A/c No. SJVNKW13WD0041 of State Bank of India , New Delhi Branch, having IFSC Code no. SBIN0004266 in Favour of SJVN Ltd.

M/S SJVN Ltd.

(Authorized Signatory)

Munish Kumar
Dy. General Manager (C&SO)
SJVN Limited, Shakti Sadan,
Shanan, Shimla-171006 (H.P.)



एसजेवीएन लिमिटेड
 (भारत सरकार और हिमाचल प्रदेश सरकार का एक संयुक्त उपक्रम)
 A Navratna CPSE
 ISO 9001:2015 प्रमाणित कंपनी
 कॉर्पोरेट वाणिज्यिक और प्रणाली प्रचालन विभाग, शक्ति सदन
 एसजेवीएन कॉर्पोरेट मुख्यालय, शानान, शिमला - 171006
 Email: sjvn.cpse@sjvn.nic.in, gmcso@sjvn@gmail.com

SJVN Limited
Commercial & System Operation Department

GSTIN No. 27AAICS1307F1ZM
 CIN: L40101HP1988GOI008409

INVOICE

EPA NO:- Comm/CP/Wind/EPA/SJVN/No.10562 DATED 06.05.2017 for 1.700 MW(2 X 0.85 MW) Commissioned on 15.04.2014

INVOICE NO: MSEDCL/25/OCT-10

Date: 04.11.2025

GKA-13

To,
 Chief Engineer (RE),
 5th Floor, Prakashgad, Bandra (East),
 Mumbai-51.

DOC: 15.04.2014

JMR MONTH: October-25

Feeder No:- 132/33 KV Kombhalane S/S FEEDER2

Bill of Month: OCT-25

JMR Outward No:- 04269 Dated 03.11.2025

Due Date of Payment of Energy Bill:-

JMR Period:- 01.10.2025 To 01.11.2025

| Sr No | Particulars | Quantity kWh | Rate Rs Per kWh | Amount(in Rs) | | | |
|--|--|--------------------------------------|-----------------|-------------------|---------------------|-------------------|-----------------------|
| 1. | NET KWH IMPORT TO MSEDCL | 53,918.03813 | 5.70 | 307,333.00 | | | |
| | MONTH | | | | Import kWh | Export kWh | Net Import kWh |
| | OCT-25 | | | | 54,669.39188 | 751.35375 | 53,918.03813 |
| | NET kWh UNITS FOR BILLING | | | | 53,918.03813 | | |
| 2. | Less: REACTIVE POWER | 805.10063 | 0.10 | 81.00 | | | |
| | Total RkVAh export from the GRID MSEDCL to our Wind Energy Converters & Total RkVAh Export from the Wind Energy Converters to MSEDCL as per certificate from MSEDCL, 0.1Rs/kVAh for less of 10% of active energy and @ 0.25 Rs/ kVAh for Excess of 10% of Import kWh | | | | 0.00000 | 0.25 | 0.00 |
| | MONTH | Import kVAh Units for Billing | | | | | |
| | OCT-25 | 805.10063 | | 81.00 | | | |
| Total (1-2): | | | | 307,252.00 | | | |
| Rounded Off: | | | | 307,252 | | | |
| As Per EPA Clause No: 8.03, deduction of Operating charges | | | | 0 | | | |
| Net Payable Amount: | | | | 307,252 | | | |

Terms & Conditions are as per EPA entered between M/s.SJVN Ltd. & MSEDCL

Please remit the payment by way of RTGS to our A/c No. SJVNKW13WD0041 of State Bank of India , New Delhi Branch, having IFSC Code no. SBIN0004266 in Favour of SJVN Ltd.

M/S SJVN Ltd.

(Authorized Signatory)

Munish Kumar
 Dy. General Manager (C&SO)
 SJVN Limited, Shakti Sadan,
 Shanan, Shimla-171006 (H.P.)



SJVN Limited
Commercial & System Operation Department
KHIRVIRE WIND POWER PROJECT

Detail of outstanding payment of Energy bills as on 31.10.2025 & late payment surcharge payable by MSEDCL upto 31.10.2025

| Sr. No. | Detail of outstanding Payment | Annexure- A | Remarks |
|---------|---|---------------------------------|---|
| | | Amount payable up to 31.10.2025 | |
| A | 1 Outstanding payment of Energy charges for Sept. 2014 to Aug 2025 Upto Aug 2018 (Details shown in Annexure. I) | 60.00 | |
| | 2 Aug 2018 to Oct 2025 (Details shown in Annexure. II) | 77,276,631.00 | |
| | 3 Sub Total (i+ii) (Principal Outstanding) | 77,276,691.00 | |
| B | 1 Late payment Surcharge@1.25 %per month On outstanding payment of upto Aug 18 (Details shown in Anne. I) | 98.00 | |
| | 2 Levied because the payment of monthly energy bills for the month Jan. 2014 to Aug 18 (Part payment) released late. (Details shown in Anne. I) | 109,352,258.00 | |
| | 3 LPS Payable on 31.10.2025 whereas the due date of payment already lapsed. (Details shown in Anne. II). | 125,539,428.00 | |
| | 4 Sub Total (1+2+3) | 234,891,784.00 | |
| C | 1 LPS payable on MERC order amount till date | 2,896,467.00 | |
| | 2 Already charged upto 30.09.2025 | 2,703,087.00 | |
| | 3 LPS to be charged in current month bill | 193,380.00 | |
| | Total LPS payable as on 31.10.2025 (B4+C1) | 237,788,251.00 | |
| D | 1 LPS charged upto 30.09.2025 | 237,264,086.00 | |
| | 2 LPS to be charged along with Oct 2025 bill | 524,165.00 | |
| E | LPS paid by MSEDCL | | |
| | 1 LPS adjusted during April 2022 | 1,236,599.00 | Ref SJVN letter SJVN/C&SO/2024-25/1900 dated 20.11.2024 |
| | 2 LPS Adj during June 2022 | 9,340,998.00 | |
| | 3 LPS Adj during Sep 2022 | 15,080,390.00 | |
| | 4 LPS adjusted during Nov 2022 | 1,967,293.00 | |
| | 5 LPS adjusted during Mar 2023 | 2,723,684.00 | Drived from payment shown in MSEDCL portal & actual payment receipt |
| | 6 LPS adjusted during Dec 2023 | 759,067.00 | -do- |
| | 7 LPS adjusted during Jan 2024 | 274,382.00 | -do- |
| | 8 LPS adjusted during Mar 2024 | 15,179,260.00 | -do- |
| | 9 LPS paid in Oct 2024 | 52,946,269.00 | Payment as per MERC order dated 31.07.2024 |
| | 10 LPS paid in Nov 2024 | 335,805.00 | Drived from payment shown in MSEDCL portal & actual payment receipt |
| | 11 LPS paid in Dec 2024 | 75,010.00 | Drived from payment shown in MSEDCL portal & actual payment receipt |
| | 12 LPS paid in April 2025 | 14,680.00 | |
| | Total LPS paid by MSEDCL | 99,933,437.00 | |
| F | 1 LPS Outstanding | 137,854,814.00 | |
| G | Gross Total Outstanding (A +F) | 215,131,505.00 | |


Munish Kumar
Dy. General Manager (C&SO)
SJVN Limited, Shakti Sadan,
Chennai - 600 016 (H.P.)



SJVN Limited

Commercial & System Operation Department

KHIRVIRE WIND POWER PROJECT

Detail of outstanding payment of Energy bills for the Month of January 2014 to Aug 2018 & late payment surcharge payable by MSEDCL against these Monthly Energy bills (up to 31.10.2025)

Annexure-I

| S. No. | Monthly energy bill for the month | Date of submission of monthly energy bill in the SE office | Payment payable to SJVN Ltd. By due date after subtracting operating charges (Rs.) | Due date of payment (60 days from the receipt of monthly energy bill in the SE office) as per Section 11.04 of EPA | Payment received as intimated by our Finance Dept. New Delhi. | | Outstanding payment up to 31.10.2025 | Detail of surcharge on Late payment | | Detail of Surcharge on outstanding payment up to 31.10.2025 shown under column No. 7 | |
|----------|-----------------------------------|--|--|--|---|------------------------|--------------------------------------|-------------------------------------|-----------------------------|--|-----------------------------|
| | | | | | Date of receipt of payment | payment received (Rs.) | | Payment delayed by (days) | Surcharge @ 1.25% per Month | Delay in payment up to 31.10.2025 beyond due date (days) | Surcharge @ 1.25% per Month |
| | 1 | 2 | 3 | 4 | 5 | 6 | 7 | 8 | 9 | 10 | 11 |
| 1 | Jan. 2014 to Aug. 2014 | 24.09.14 | 166,418,574 | 22.11.14 | 14.01.15 | 28,844,828.00 | | 53 | 636,989.95 | | |
| | | | | | 05.02.15 | 135,522,152.00 | | 75 | 4,235,067.25 | | |
| | | | | | 06.02.15 | 2,051,594.00 | | 76 | 64,967.14 | | |
| 2 | Sep. 2014 | 08.10.14 | 28,390,185 | 06.12.14 | 06-02-15 | 28,390,125.00 | 60 | 62 | 733,411.56 | 3,920.00 | 98.00 |
| 3 | Oct. 2014 | 07.11.14 | 9,777,264 | 05.01.15 | 16.02.15 | 9,777,264.00 | | 42 | 171,102.12 | | |
| 4 | Nov. 2014 | 09.12.14 | 4,987,050 | 06.02.15 | 19.03.15 | 4,987,050.00 | | 41 | 85,195.44 | | |
| 5 | Dec. 2014 | 07.01.15 | 6,021,144 | 07.03.15 | 17.04.15 | 6,021,144.00 | | 41 | 102,861.21 | | |
| 6 | Jan.14 to Nov.14 (GKA 42 & 43) | 07.01.15 | 9,111,778 | 07.03.15 | 17.04.15 | 9,111,778.00 | | 41 | 155,659.54 | | |
| 7 | Jan. 2015 | 06.02.15 | 2,042,098 | 09.04.15 | 14.05.15 | 2,042,098.00 | | 35 | 29,780.60 | | |
| 8 | Feb. 2015 | 07.03.15 | 5,750,539 | 07.05.15 | 27.06.15 | 5,750,539.00 | | 51 | 122,198.95 | | |
| 9 | Mar. 2015 | 13.04.15 | 7,837,168 | 13.06.15 | 03.09.15 | 7,837,168.00 | | 82 | 267,769.91 | | |
| 10 | May. 2015 | 07.05.15 | 15,225,996 | 05.07.15 | 03.09.15 | 15,225,996.00 | | 60 | 380,649.90 | | |
| 11 | May. 2015 | 08.06.15 | 28,121,515 | 06.08.15 | 14.10.15 | 28,121,515.00 | | 69 | 808,493.56 | | |
| 12 | Jun.2015 | 07.07.15 | 49,124,811 | 04.09.15 | 17.11.15 | 49,124,811.00 | | 74 | 1,514,681.67 | | |
| 13 | Jul. 2015 | 05.08.15 | 75,039,167 | 03.10.15 | 20.11.15 | 75,039,167.00 | | 48 | 1,500,783.34 | | |
| 14 | Aug. 2015 | 04.09.15 | 31,258,285 | 02.11.15 | 28.10.16 | 31,258,285.00 | | 361 | 4,701,767.04 | | |
| 15 | Sep. 2015 | 07.10.15 | 21,780,592 | 05.12.15 | 25.11.16 | 21,780,592.00 | | 356 | 3,230,787.81 | | |
| 16 | Oct. 2015 | 04.11.15 | 3,355,290 | 02.01.16 | 04.01.17 | 3,355,290.00 | | 368 | 514,477.80 | | |
| 17 | Nov. 2015 | 07.12.15 | 8,963,446 | 04.02.16 | 04.01.17 | 8,963,446.00 | | 335 | 1,251,147.67 | | |
| 18 | Dec. 2015 | 07.01.16 | 8,211,097 | 06.03.16 | 31.03.17 | 8,211,097.00 | | 389 | 1,330,881.97 | | |
| 19 | Jan. 2016 | 06.02.16 | 3,333,449 | 05.04.16 | 31.03.17 | 3,333,449.00 | | 359 | 498,628.41 | | |
| 20 | Feb. 2016 | 08.03.16 | 5,843,277 | 06.05.16 | 31.03.17 | 5,843,277.00 | | 328 | 798,581.19 | | |
| 21 | Mar. 2016 | 05.04.16 | 14,896,973 | 03.06.16 | 31.03.17 | 14,896,973.00 | | 300 | 1,862,121.63 | | |
| 22 | Apr-16 | 05.05.16 | 19,736,965 | 03.07.16 | 31.03.17 | 2,349,142.00 | | 270 | 264,278.48 | | |
| 03.04.17 | | | | | 17,387,823.00 | | 273 | 1,977,864.87 | | | |
| 03.04.17 | | | | | 42,589,707.00 | | 241 | 4,276,716.41 | | | |
| 23 | May.-16 | 06.06.16 | 42,800,414 | 04.08.16 | 04.04.17 | 210,707.00 | | 242 | 21,246.29 | | |
| 24 | | | | | 26.04.17 | 39,632,238.00 | | 235 | 3,880,656.64 | | |
| 25 | Jun-16 | 05.07.16 | 39,632,238 | 02.09.16 | 26.04.17 | 39,632,238.00 | | 204 | 1,888,294.30 | | |
| 26 | Jul-16 | 05.08.16 | 22,215,227 | 03.10.16 | 26.04.17 | 22,215,227.00 | | 171 | 1,992,692.14 | | |
| 27 | Aug. -16 | 07.09.16 | 27,967,609 | 05.11.16 | 26.04.17 | 27,967,609.00 | | | | | |
| 28 | Sep-16 | 05-10-16 | 11,924,932 | 03-12-16 | 18-07-17 | 5,908,248.00 | | 226.00 | 556,360.02 | | |
| | | | | | 19-07-17 | 1,774,666.00 | | 227.00 | 167,853.83 | | |
| | | | | | 29-11-17 | 4,242,018.00 | | 360.00 | 636,302.70 | | |
| 30 | Oct. 2016 | 07.11.16 | 6,425,928 | 05-01-17 | 29-11-17 | 1,252,374.00 | | 327.00 | 170,635.96 | | |
| | | | | | 01-01-18 | 5,173,554.00 | | 360.00 | 776,033.10 | | |
| 31 | Nov. 2016 | 07.12.16 | 3,026,825 | 04-02-17 | 01-01-18 | 3,026,825.00 | | 330.00 | 416,188.44 | | |
| 32 | Dec. 2016 | 04.01.17 | 2,721,553 | 04-03-17 | 01-01-18 | 2,721,553.00 | | 302.00 | 342,462.09 | | |
| 33 | Jan. 2017 | 06.02.17 | 394,639 | 06-04-17 | 01-01-18 | 394,639.00 | | 269.00 | 44,232.45 | | |
| 34 | Feb. 2017 | 07.03.17 | 1,608,698 | 05-05-17 | 01-01-18 | 1,608,698.00 | | 240.00 | 160,869.80 | | |
| 35 | Mar. 2017 | 06.04.17 | 10,211,267 | 04-06-17 | 01-01-18 | 10,211,267.00 | | 210.00 | 893,485.86 | | |
| 36 | May. 2017 | 04.05.17 | 28,963,474 | 02-07-17 | 01-01-18 | 5,048,924.00 | | 182.00 | 382,876.74 | | |

DVE



KHIRVIRE WIND POWER PROJECT

Detail of outstanding payment of Energy bills for the Month of January 2014 to Aug 2018 & late payment surcharge payable by MSEDCL against these Monthly Energy bills (up to 31.10.2025)

Annexure -I

| S. No. | Monthly energy bill for the month | Date of submission of monthly energy bill in the SE office | Payment payable to SJVN Ltd. By due date after subtracting operating charges (Rs.) | Due date of payment (60 days from the receipt of monthly energy bill in the SE office) as per Section 11.04 of EPA | Payment received as intimated by our Finance Dept. New Delhi. | | Outstanding payment up to 31.10.2025 | Detail of surcharge on Late payment | | Detail of Surcharge on outstanding payment up to 31.10.2025 shown under column No. 7 | |
|--------|-----------------------------------|--|--|--|---|-------------------------|--------------------------------------|-------------------------------------|-----------------------------|--|-----------------------------|
| | | | | | Date of receipt of payment | payment received (Rs.) | | Payment delayed by (days) | Surcharge @ 1.25% per Month | Delay in payment up to 31.10.2025 beyond due date (days) | Surcharge @ 1.25% per Month |
| | | | | | | | | | | | |
| 1 | 2 | 3 | 4 | 5 | 6 | 7 | 8 | 9 | 10 | 11 | |
| 37 | May. 2017 | 04.05.17 | | 02-07-17 | 17-01-18 | 1,831,467.00 | | 198.00 | 151,096.03 | | |
| 38 | May. 2017 | 04.05.17 | | 02-07-17 | 14-03-18 | 6,066,234.00 | | 254.00 | 642,009.77 | | |
| 39 | May. 2017 | 04-05-17 | | 02-07-17 | 23-10-18 | 16,016,849.00 | | 478.00 | 3,190,022.00 | | |
| 40 | May, 2017 | 06-06-17 | 41,698,524 | 04-08-17 | 23-10-18 | 41,698,524.00 | - | 445.00 | 7,731,601.00 | | |
| 41 | Jun-17 | 10-07-17 | 45,663,155 | 07-09-17 | 23-10-18 | 45,663,155.00 | - | 411.00 | 7,819,815.00 | | |
| 42 | Jul-17 | 03-08-17 | 66,300,933 | 01-10-17 | 23-10-18 | 66,300,933.00 | - | 387.00 | 10,691,025.00 | | |
| 43 | Bill from Mayil 14 to July 17 | 16-08-17 | 49,210,413 | 14-10-17 | 23-10-18 | 49,210,413.00 | - | 374.00 | 7,668,623.00 | | |
| 44 | Aug-17 | 11-09-17 | 43,298,554 | 09-11-17 | 23-10-18 | 43,298,554.00 | - | 348.00 | 6,278,290.00 | | |
| 45 | Sep-17 | 09-10-17 | 10,914,413 | 07-12-17 | 23-10-18 | 10,914,413.00 | - | 320.00 | 1,455,255.00 | | |
| 46 | Oct-17 | 10-11-17 | 5,815,092 | 08-01-18 | 23-10-18 | 5,815,092.00 | - | 288.00 | 697,811.00 | | |
| 47 | Nov-17 | 11-12-17 | 6,232,012 | 08-02-18 | 23-10-18 | 6,232,012.00 | - | 257.00 | 667,345.00 | | |
| 48 | Dec-17 | 04-01-18 | 13,899,740 | 04-03-18 | 23-10-18 | 13,899,740.00 | - | 233.00 | 1,349,433.00 | | |
| 49 | Jan-18 | 09-02-18 | 2,811,403 | 09-04-18 | 23-10-18 | 2,811,403.00 | - | 197.00 | 230,769.00 | | |
| 50 | Feb-18 | 12-03-18 | 5,307,265 | 10-05-18 | 23-10-18 | 5,307,265.00 | - | 166.00 | 367,086.00 | | |
| 51 | Mar-18 | 09-04-18 | 11,833,283 | 07-06-18 | 23-10-18 | 11,833,283.00 | - | 138.00 | 680,414.00 | | |
| 52 | May. 2018 | 08-05-18 | 20,903,442 | 06-07-18 | 23-10-18 | 20,903,442.00 | - | 109.00 | 949,365.00 | | |
| 53 | May-18 | 04-06-18 | 36,609,742 | 02-08-18 | 23-10-18 | 23,330,582.12 | | 82.00 | 797,128.00 | | |
| 54 | | 04-06-18 | | 02-08-18 | 25-10-18 | 3,250,137.07 | | 84.00 | 113,755.00 | | |
| 55 | | 04-06-18 | | 02-08-18 | 26-12-18 | 593,502.00 | | 146.00 | 36,105.00 | | |
| 56 | | 04-06-18 | | 02-08-18 | 29-03-19 | 9,435,520.81 | | 239.00 | 939,621.00 | | |
| 57 | Jun-18 | 09-07-18 | 58,606,167 | 06-09-18 | 29-03-19 | 14,307,670.19 | | 204.00 | 1,216,152.00 | | |
| 58 | | | | 06-09-18 | 30-03-19 | 44,298,496.81 | | 205.00 | 3,783,830.00 | | |
| 59 | Jul-18 | 08-08-18 | 90,531,085 | 06-10-18 | 30-03-19 | 90,531,085.00 | | 175.00 | 6,601,225.00 | | |
| 60 | Aug-18 | 10-09-18 | 24,463,545 | 08-11-18 | 30-03-19 | 24,463,545.19 | | 142.00 | 1,447,426.00 | | |
| | Total | | 1,257,218,235 | | | 1,257,218,175.00 | 60 | | 109,352,258.00 | | 98.00 |

M. Kumar



SJVN Limited
Commercial & System Operation Department
KHIRVIRE WIND POWER PROJECT

Detail of outstanding payment of Energy bills & late payment surcharge payable by MSEDCCL against these Monthly Energy bills (up to 31.10.2025)

| S. No. | Monthly energy bill for the month | Date of submission of monthly energy bill in the SE office | Payment payable to SJVN Ltd. By due date after subtracting operating charges (Rs.) | Due date of payment (60 days from the receipt of monthly energy bill in the SE office) as per Section 11.04 of EPA | Payment received as intimated by our Finance Dept. New Delhi. | | Outstanding payment up to 31.10.2025 | Detail of surcharge on Late payment | | Annexure -II Detail of Surcharge on outstanding payment up to 29.02.2020 shown under column No. 7 | |
|--------|-----------------------------------|--|--|--|---|-----------------------|--------------------------------------|-------------------------------------|-----------------------------|--|-----------------------------|
| | | | | | Date of receipt of payment | Payment received (Rs) | | Payment delayed by (days) | Surcharge @ 1.25% per Month | Delay in payment up to 31.10.2025 beyond due date (days) | Surcharge @ 1.25% per Month |
| | | | | | | | | | | | |
| 1 | Aug-18 | 10-09-18 | 44,298,499.00 | 08-11-18 | 03-04-19 | 20,494,594.00 | | | | 146.00 | 1246754 |
| 2 | | | | 08-11-18 | 26-04-19 | 3,738,649.00 | | | | 169.00 | 263263 |
| 2 | | | | 08-11-18 | 22-08-19 | 17,599,290.00 | | | | 287.00 | 2104582 |
| 3 | | | | 08-11-18 | 22-08-19 | 2,465,966.00 | | | | 287.00 | 294888 |
| 3 | Sep-18 | 03-10-18 | 20,494,594.00 | 01-12-18 | 22-08-19 | 1,272,683.00 | | | | 264.00 | 139995 |
| 4 | | | | 01-12-18 | 30-03-20 | 19,221,911.00 | | | | 485.00 | 3884428 |
| 4 | Oct-18 | 09-11-18 | 8,198,438.00 | 07-01-19 | 30-03-20 | 8,198,438.00 | | | | 448.00 | 1530375 |
| 5 | Nov-18 | 10-12-18 | 5,355,065.00 | 07-02-19 | 30-03-20 | 5,355,065.00 | | | | 417.00 | 930443 |
| 5 | Dec-18 | 02-01-19 | 7,783,380.00 | 02-03-19 | 30-03-20 | 7,783,380.00 | | | | 394.00 | 1277772 |
| 6 | Jan-19 | 04-02-19 | 6,596,469.00 | 04-04-19 | 30-03-20 | 6,596,469.00 | | | | 361.00 | 992219 |
| 6 | Feb-19 | 01-03-19 | 11,841,168.00 | 29-04-19 | 30-03-20 | 11,841,168.00 | | | | 336.00 | 1657764 |
| 7 | Mar-19 | 01-04-19 | 11,732,142.00 | 30-05-19 | 30-03-20 | 11,732,142.00 | | | | 305.00 | 1490960 |
| 7 | Apr-19 | 03-05-19 | 28,117,241.00 | 01-07-19 | 30-03-20 | 28,117,241.00 | | | | 273.00 | 3198336 |
| 8 | May-19 | 04-06-19 | 30,873,012.00 | 02-08-19 | 30-03-20 | 30,873,012.00 | | | | 241.00 | 3100165 |
| 8 | Jun-19 | 02-07-19 | 41,391,831.00 | 30-08-19 | 30-03-20 | 41,391,831.00 | | | | 213.00 | 3673525 |
| 9 | Jul-19 | 02-08-19 | 62,732,943.00 | 30-09-19 | 30-03-20 | 62,732,943.00 | | | | 182.00 | 4757248 |
| 9 | Aug-19 | 04-09-19 | 56,277,728.00 | 02-11-19 | 30-03-20 | 55,254,842.70 | | | | 149.00 | 3430405 |
| 10 | | | | 02-11-19 | 28-04-20 | 131,671.00 | | | | 178.00 | 9766 |
| 10 | | | | 02-11-19 | 22-06-20 | 891,214.30 | | | | 233.00 | 86522 |
| 11 | Sep-19 | 03-10-19 | 38,210,080.00 | 01-12-19 | 22-06-20 | 3,733,792.70 | | | | 204.00 | 317372 |
| 11 | | | | 01-12-19 | 08-02-21 | 34,476,287.30 | | | | 435.00 | 6248827 |
| 12 | Oct-19 | 04-11-19 | 11,939,720.00 | 02-01-20 | 08-02-21 | 11,939,720.00 | | | | 403.00 | 2004878 |
| 12 | Nov-19 | 03-12-19 | 4,786,079.00 | 31-01-20 | 08-02-21 | 4,786,079.00 | | | | 374.00 | 745831 |
| 13 | Dec-19 | 02-01-20 | 4,635,007.00 | 01-03-20 | 08-02-21 | 4,635,007.00 | | | | 344.00 | 664351 |
| 13 | Jan-20 | 04-02-20 | 6,544,232.00 | 03-04-20 | 08-02-21 | 6,544,232.00 | | | | 311.00 | 848023 |
| 14 | Feb-20 | 04-03-20 | 7,896,210.00 | 02-05-20 | 08-02-21 | 7,896,210.00 | | | | 282.00 | 927805 |
| 14 | Mar-20 | 02-04-20 | 15,253,535.00 | 31-05-20 | 08-02-21 | 15,253,535.00 | | | | 253.00 | 1607977 |
| 15 | Apr-20 | 01-05-20 | 20,862,983.00 | 29-06-20 | 08-02-21 | 20,862,983.00 | | | | 224.00 | 1947212 |
| 15 | May-20 | 01-06-20 | 39,315,466.00 | 30-07-20 | 08-02-21 | 39,315,466.00 | | | | 193.00 | 3161619 |
| 16 | Jun-20 | 03-07-20 | 33,956,673.00 | 31-08-20 | 08-02-21 | 33,956,673.00 | | | | 161.00 | 2277927 |
| 16 | Jul-20 | 04-08-20 | 40,143,125.00 | 02-10-20 | 08-02-21 | 40,143,125.00 | | | | 129.00 | 2157693 |
| 17 | Aug-20 | 02-09-20 | 78,162,142.00 | 31-10-20 | 08-02-21 | 78,162,142.00 | | | | 100.00 | 3256756 |
| 17 | Sep-20 | 05-10-20 | 8,715,944.00 | 03-12-20 | 08-02-21 | 2,092,704.70 | | | | 67.00 | 58421 |
| 18 | | | | 03-12-20 | 27-05-21 | 1,141,216.00 | | | | 175.00 | 83214 |

M. Anwar

| S. No. | Monthly energy bill for the month | Date of submission of monthly energy bill in the SE office | Payment payable to SJVN Ltd. By due date after subtracting operating charges (Rs.) | Due date of payment (60 days from the receipt of monthly energy bill in the SE office) as per Section 11.04 of EPA | Payment received as intimated by our Finance Dept. New Delhi. | | Outstanding payment up to 31.10.2025 | Detail of surcharge on Late payment | | Detail of Surcharge on outstanding payment up to 29.02.2020 shown under column No. 7 | |
|--------|-----------------------------------|--|--|--|---|-----------------------|--------------------------------------|-------------------------------------|-----------------------------|--|-----------------------------|
| | | | | | Date of receipt of payment | Payment received (Rs) | | Payment delayed by (days) | Surcharge @ 1.25% per Month | Delay in payment up to 31.10.2025 beyond due date (days) | Surcharge @ 1.25% per Month |
| | 1 | 2 | 3 | 4 | 5 | 6.00 | 7 | 8 | 9 | 10 | 11 |
| 18 | | | | 03-12-20 | 27-05-21 | 543,104.00 | | | | 175.00 | 39601 |
| 19 | | | | 03-12-20 | 28-12-21 | 4,938,919.00 | | | | 390.00 | 802574 |
| 19 | Oct-20 | 02-11-20 | 8,759,437.00 | 31-12-20 | 28-12-21 | 8,759,437.00 | | | | 362.00 | 1321215 |
| 20 | Nov-20 | 02-12-20 | 10,452,390.00 | 30-01-21 | 28-12-21 | 10,452,390.00 | | | | 332.00 | 1445914 |
| 20 | Dec-20 | 05-01-21 | 6,621,791.00 | 05-03-21 | 28-12-21 | 4,990,583.00 | | | | 298.00 | 619664 |
| 21 | Dec-20 | 05-01-21 | | 05-03-21 | 29-04-22 | 1,631,208.00 | | | | 420.00 | 285461 |
| 21 | Jan-21 | 03-02-21 | 3,215,921.00 | 03-04-21 | 29-04-22 | 3,215,921.00 | | | | 391.00 | 523927 |
| 22 | Feb-21 | 03-03-21 | 7,769,724.00 | 01-05-21 | 29-04-22 | 7,769,724.00 | | | | 363.00 | 1175171 |
| 22 | Mar-21 | 05-04-21 | 11,427,950.00 | 03-06-21 | 29-04-22 | 9,906,409.00 | | | | 330.00 | 1362131 |
| 23 | | 05-04-21 | | 03-06-21 | 27-05-22 | 1,521,541.00 | | | | 358.00 | 226963 |
| 23 | Apr-21 | 04-05-21 | 15,178,083.00 | 02-07-21 | 27-05-22 | 15,178,083.00 | | | | 329.00 | 2080662 |
| 24 | May-21 | 03-06-21 | 31,660,085.00 | 01-08-21 | 27-05-22 | 31,660,085.00 | | | | 299.00 | 3944319 |
| 24 | Jun-21 | 06-07-21 | 35,844,742.00 | 03-09-21 | 27-05-22 | 34,544,092.00 | | | | 266.00 | 3828637 |
| 25 | | 06-07-21 | | 03-09-21 | 12-08-22 | 1,300,650.00 | | | | 343.00 | 185885 |
| 25 | Jul-21 | 02-08-21 | 59,655,216.00 | 30-09-21 | 12-08-22 | 59,655,216.00 | | | | 316.00 | 7854603 |
| 26 | Aug-21 | 02-09-21 | 29,912,718.00 | 31-10-21 | 12-08-22 | 29,912,718.00 | | | | 285.00 | 3552135 |
| 26 | Sep-21 | 05-10-21 | 45,434,714.00 | 03-12-21 | 12-08-22 | 43,938,762.00 | | | | 252.00 | 4613570 |
| 27 | | | | 03-12-21 | 23-09-22 | 288,378.00 | | | | 294.00 | 35326 |
| 27 | | | | 03-12-21 | 02-11-22 | 1,207,574.00 | | | | 334.00 | 168054 |
| 28 | Oct-21 | 05-11-21 | 4,776,252.00 | 03-01-22 | 02-11-22 | 4,776,252.00 | | | | 303.00 | 603002 |
| 28 | Nov-21 | 02-12-21 | 11,587,127.00 | 30-01-22 | 02-11-22 | 11,587,127.00 | | | | 276.00 | 1332520 |
| 29 | Dec-21 | 04-01-22 | 3,335,870.00 | 04-03-22 | 02-11-22 | 2,198,282.00 | | | | 243.00 | 222576 |
| 29 | | | | 04-03-22 | 30-11-22 | 1,137,588.00 | | | | 271.00 | 128453 |
| 30 | Jan-22 | 03-02-22 | 6,766,599.00 | 03-04-22 | 30-11-22 | 6,766,599.00 | | | | 241.00 | 679479 |
| 30 | Feb-22 | 04-03-22 | 5,606,754.00 | 02-05-22 | 30-11-22 | 4,516,584.00 | | | | 212.00 | 398965 |
| 31 | | | | 02-05-22 | 10-01-23 | 1,090,170.00 | | | | 253.00 | 114922 |
| 31 | Mar-22 | 05-04-22 | 12,901,638.00 | 03-06-22 | 10-01-23 | 12,901,638.00 | | | | 221.00 | 1188026 |
| 32 | Apr-22 | 05-05-22 | 20,944,804.00 | 03-07-22 | 10-01-23 | 19,890,584.00 | | | | 191.00 | 1582959 |
| 32 | | | | 03-07-22 | 22-02-23 | 1,054,220.00 | | | | 234.00 | 102786 |
| 33 | May-22 | 03-06-22 | 50,381,981.00 | 01-08-22 | 22-02-23 | 50,381,981.00 | | | | 205.00 | 4303461 |
| 33 | Jun-22 | 05-07-22 | 38,674,935.00 | 02-09-22 | 22-02-23 | 37,611,454.00 | | | | 173.00 | 2711159 |
| 34 | | | | 02-09-22 | 01-03-23 | 1,063,481.00 | | | | 180.00 | 79761 |
| 34 | Jul-22 | 04-08-22 | 55,482,440.00 | 02-10-22 | 01-03-23 | 7,923,751.00 | | | | 150.00 | 495234 |
| 35 | | 04-08-22 | | 02-10-22 | 29-03-23 | 47,558,689.00 | | | | 178.00 | 3527269 |
| 35 | Aug-22 | 05-09-22 | 57,971,220.00 | 03-11-22 | 29-03-23 | 57,971,220.00 | | | | 146.00 | 3526583 |
| 36 | Sep-22 | 04-10-22 | 17,291,802.00 | 02-12-22 | 29-03-23 | 7,850,203.00 | | | | 117.00 | 382697 |
| 36 | | | | 02-12-22 | 20-04-23 | 9,441,599.00 | | | | 139.00 | 546826 |
| 37 | Oct-22 | 03-11-22 | 11,900,373.00 | 01-01-23 | 20-04-23 | 11,900,373.00 | | | | 109.00 | 540475 |
| 37 | Nov-22 | 05-12-22 | 8,996,332.00 | 02-02-23 | 20-04-23 | 7,540,806.00 | | | | 77.00 | 241934 |

M. Cannon

| S. No. | Monthly energy bill for the month | Date of submission of monthly energy bill in the SE office | Payment payable to SJVN Ltd. By due date after subtracting operating charges (Rs.) | Due date of payment (60 days from the receipt of monthly energy bill in the SE office) as per Section 11.04 of EPA | Payment received as intimated by our Finance Dept. New Delhi. | | Outstanding payment up to 31.10.2025 | Detail of surcharge on Late payment | | Detail of Surcharge on outstanding payment up to 29.02.2020 shown under column No. 7 | |
|--------|-----------------------------------|--|--|--|---|-----------------------|--------------------------------------|-------------------------------------|-----------------------------|--|-----------------------------|
| | | | | | Date of receipt of payment | Payment received (Rs) | | Payment delayed by (days) | Surcharge @ 1.25% per Month | Delay in payment up to 31.10.2025 beyond due date (days) | Surcharge @ 1.25% per Month |
| | 1 | 2 | 3 | 4 | 5 | 6.00 | 7 | 8 | 9 | 10 | 11 |
| 38 | | | | 02-02-23 | 19-05-23 | 1,455,526.00 | | | | 106.00 | 64286 |
| 38 | Dec-22 | 05-01-23 | 4,026,094.00 | 05-03-23 | 19-05-23 | 2,566,438.00 | | | | 75.00 | 80201 |
| 39 | | 05-01-23 | | 05-03-23 | 09-06-23 | 1,459,656.00 | | | | 96.00 | 58386 |
| 39 | Jan-23 | 06-02-23 | 4,118,341.00 | 06-04-23 | 09-06-23 | 2,654,463.00 | | | | 64.00 | 70786 |
| 40 | | | | 06-04-23 | 30-08-23 | 1,463,878.00 | | | | 146.00 | 89053 |
| 40 | Feb-23 | 06-03-23 | 4,221,755.00 | 04-05-23 | 30-08-23 | 4,221,755.00 | | | | 118.00 | 207570 |
| 41 | Mar-23 | 04-04-23 | 10,094,833.00 | 02-06-23 | 30-08-23 | 10,094,833.00 | | | | 89.00 | 374350 |
| 41 | Apr-23 | 04-05-23 | 10,996,480.00 | 02-07-23 | 30-08-23 | 10,996,480.00 | | | | 59.00 | 270330 |
| 42 | May-23 | 02-06-23 | 29,058,071.00 | 31-07-23 | 30-08-23 | 2,251,966.00 | | | | 30.00 | 28150 |
| 42 | | 02-06-23 | | 31-07-23 | 14-09-23 | 25,287,442.00 | | | | 45.00 | 474140 |
| 43 | | | | 31-07-23 | 28-09-23 | 1,518,663.00 | | | | 59.00 | 37334 |
| 43 | Jun-23 | 05-07-23 | 54,957,362.00 | 02-09-23 | 28-09-23 | 53,383,641.00 | | | | 26.00 | 578323 |
| 44 | | | | 02-09-23 | 02-11-23 | 1,573,721.00 | | | | 61.00 | 39999 |
| 44 | Jul-23 | 03-08-23 | 57,267,793.00 | 01-10-23 | 02-11-23 | 55,636,701.00 | | | | 32.00 | 741823 |
| 45 | | | | 01-10-23 | 01-12-23 | 1,631,092.00 | | | | 61.00 | 41457 |
| 45 | Aug-23 | 04-09-23 | 50,295,455.00 | 02-11-23 | 01-12-23 | 48,613,967.00 | | | | 29.00 | 587419 |
| 46 | | | | 02-11-23 | 29-12-23 | 1,681,488.00 | | | | 57.00 | 39935 |
| 46 | Sep-23 | 03-10-23 | 35,890,214.00 | 01-12-23 | 29-12-23 | 33,504,668.00 | | | | 28.00 | 390888 |
| 47 | | | | 01-12-23 | 31-01-24 | 2,385,546.00 | | | | 61.00 | 60633 |
| 47 | Oct-23 | 03-11-23 | 3,892,503.00 | 01-01-24 | 31-01-24 | 1,502,958.00 | | | | 30.00 | 18787 |
| 48 | | | | 01-01-24 | 31-01-24 | 239,075.00 | | | | 30.00 | 2988 |
| 48 | | | | 01-01-24 | 28-02-24 | 668,067.00 | | | | 58.00 | 16145 |
| 49 | | | | 01-01-24 | 04-03-24 | 1,482,403.00 | | | | 63.00 | 38913 |
| 49 | Nov-23 | 05-12-23 | 4,115,831.00 | 02-02-24 | 04-03-24 | 2,629,209.00 | | | | 31.00 | 33961 |
| 50 | | | | 02-02-24 | 03-05-24 | 1,486,622.00 | | | | 91.00 | 56368 |
| 50 | Dec-23 | 05-01-24 | 4,302,539.00 | 04-03-24 | 03-05-24 | 4,149,843.00 | | | | 60.00 | 103746 |
| 51 | | | | 04-03-24 | 05-06-24 | 152,696.00 | | | | 93.00 | 5917 |
| 51 | Jan-24 | 05-02-24 | 5,642,212.00 | 04-04-24 | 05-06-24 | 5,392,941.00 | | | | 62.00 | 139318 |
| 52 | | | | 04-04-24 | 02-07-24 | 249,271.00 | | | | 89.00 | 9244 |
| 52 | Feb-24 | 05-03-24 | 5,551,290.00 | 03-05-24 | 02-07-24 | 5,551,290.00 | | | | 60.00 | 138782 |
| 53 | Mar-24 | 03-04-24 | 14,184,031.00 | 01-06-24 | 02-07-24 | 8,369,183.00 | | | | 31.00 | 108102 |
| 53 | | | | 01-06-24 | 02-08-24 | 5,814,848.00 | | | | 62.00 | 150217 |
| 54 | Apr-24 | 06-05-24 | 13,474,451.00 | 04-07-24 | 02-08-24 | 7,646,027.00 | | | | 29.00 | 92389 |
| 54 | | | | 04-07-24 | 21-08-24 | 4,298,133.00 | | | | 48.00 | 85963 |
| 55 | | | | 04-07-24 | 05-09-24 | 1,530,291.00 | | | | 63.00 | 40170 |
| 55 | May-24 | 04-06-24 | 34,235,206.00 | 02-08-24 | 05-09-24 | 32,670,577.00 | | | | 34.00 | 462833 |
| 56 | | | | 02-08-24 | 20-09-24 | 1,564,629.00 | | | | 49.00 | 31945 |

M. Arora

| S. No. | Monthly energy bill for the month | Date of submission of monthly energy bill in the SE office | Payment payable to SJVN Ltd. By due date after subtracting operating charges (Rs.) | Due date of payment (60 days from the receipt of monthly energy bill in the SE office) as per Section 11.04 of EPA | Payment received as intimated by our Finance Dept. New Delhi. | | Outstanding payment up to 31.10.2025 | Detail of surcharge on Late payment | | Detail of Surcharge on outstanding payment up to 29.02.2020 shown under column No. 7 | |
|--------|-----------------------------------|--|--|--|---|-------------------------|--------------------------------------|-------------------------------------|-----------------------------|--|-----------------------------|
| | | | | | Date of receipt of payment | Payment received (Rs) | | Payment delayed by (days) | Surcharge @ 1.25% per Month | Delay in payment up to 31.10.2025 beyond due date (days) | Surcharge @ 1.25% per Month |
| | 1 | 2 | 3 | 4 | 5 | 6.00 | 7 | 8 | 9 | 10 | 11 |
| 56 | Jun-24 | 03-07-24 | 32,790,163.00 | 31-08-24 | 20-09-24 | 31,192,644.00 | | | | 20.00 | 259939 |
| 57 | | | | 31-08-24 | 30-09-24 | 46,552.00 | | | | 30.00 | 582 |
| 57 | | | | 31-08-24 | 16-10-24 | 1,550,967.00 | | | | 46.00 | 29727 |
| 58 | Jul-24 | 06-08-24 | 70,304,834.00 | 04-10-24 | 16-10-24 | 68,683,461.00 | | | | 12.00 | 343417 |
| 58 | | | | 04-10-24 | 21-11-24 | 1,621,373.00 | | | | 48.00 | 32427 |
| 59 | Aug-24 | 03-09-24 | 44,727,159.00 | 01-11-24 | 21-11-24 | 43,060,956.00 | | | | 20.00 | 358841 |
| | | | | 01-11-24 | 21-12-24 | 1,666,203.00 | | | | 50.00 | 34713 |
| 59 | Sep-24 | 04-10-24 | 22,838,548.00 | 02-12-24 | 21-12-24 | 21,551,017.00 | | | | 19.00 | 170612 |
| | | | | 02-12-24 | 23-01-25 | 1,287,531.00 | | | | 52.00 | 27897 |
| 60 | Oct-24 | 06-11-24 | 6,533,942.00 | 04-01-25 | 23-01-25 | 5,239,775.00 | | | | 19.00 | 41482 |
| | | | | 04-01-25 | 13-02-25 | 1,294,167.00 | | | | 40.00 | 21569 |
| 61 | Nov-24 | 03-12-24 | 9,200,367.00 | 31-01-25 | 13-02-25 | 7,896,897.00 | | | | 13.00 | 42775 |
| | | | | 31-01-25 | 11-03-25 | 1,303,470.00 | | | | 39.00 | 21181 |
| 62 | Dec-24 | 03-01-25 | 4,811,225.00 | 03-03-25 | 11-03-25 | 3,502,839.00 | | | | 8.00 | 11676 |
| | | | | 03-03-25 | 15-04-25 | 1,308,386.00 | | | | 43.00 | 23442 |
| 63 | Jan-25 | 05-02-25 | 4,713,510.00 | 05-04-25 | 15-04-25 | 3,400,306.00 | | | | 10.00 | 14168 |
| | | | | 05-04-25 | 16-05-25 | 1,313,204.00 | | | | 41.00 | 22434 |
| 64 | Feb-25 | 04-03-25 | 3,163,642.00 | 02-05-25 | 16-05-25 | 1,847,172.00 | | | | 14.00 | 10775 |
| | | | | 02-05-25 | 09-06-25 | 1,316,470.00 | | | | 38.00 | 20844 |
| 65 | Mar-25 | 03-04-25 | 8,797,235.00 | 01-06-25 | 09-06-25 | 7,471,922.00 | | | | 8.00 | 24906 |
| | | | | 01-06-25 | 30-06-25 | 51,878.00 | | | | 29.00 | 627 |
| | | | | 01-06-25 | 14-07-25 | 1,273,435.00 | | | | 43.00 | 22816 |
| 66 | Apr-25 | 06-05-25 | 26,104,302.00 | 04-07-25 | 14-07-25 | 24,804,662.00 | | | | 10.00 | 103353 |
| | | | | 04-07-25 | 14-08-25 | 1,299,640.00 | | | | 41.00 | 22202 |
| 67 | May-25 | 04-06-25 | 27,451,265.00 | 02-08-25 | 14-08-25 | 26,124,072.00 | | | | 12.00 | 130620 |
| | | | | 02-08-25 | 11-09-25 | 1,327,193.00 | | | | 40.00 | 22120 |
| 68 | Jun-25 | 04-07-25 | 60,756,139.00 | 01-09-25 | 11-09-25 | 33,309,918.00 | | | | 10.00 | 138791 |
| | | | | 01-09-25 | 30-09-25 | 26,058,172.00 | | | | 29.00 | 314870 |
| | | | | 01-09-25 | 10-10-25 | 1,388,049.00 | | | | 39.00 | 22556 |
| 69 | Jul-25 | 05-08-25 | 48,336,653.00 | 03-10-25 | 10-10-25 | 27,306,054.00 | | | | 7.00 | 79643 |
| | | | | 03-10-25 | | | 21,030,599.00 | | | 28.00 | 245357 |
| 70 | Aug-25 | 03-09-25 | 32,454,079.00 | 01-11-25 | | | 32,454,079.00 | | | | |
| 71 | Sep-25 | 06-10-25 | 23,791,953.00 | | | | 23,791,953.00 | | | | |
| | | | 1,991,764,081.00 | | | 1,914,487,449.70 | 77,276,631.00 | - | - | | 125,539,428.00 |

| LPS on delayed payment of MERC order | | | | | | | | | | |
|--------------------------------------|--------------|----------|----------------|-----------------|---|--------------------|-------------|------------|---------------------|--|
| Sr No | Date of Bill | Due date | Amount billed | Date of payment | Amount paid | Amount outstanding | Date of LPS | No of Days | LPS amount | |
| 1 | 02-08-24 | 01-10-24 | 103,200,969.00 | 01-10-24 | 52,946,269.00 | 50,254,700.00 | 31-10-24 | 30.00 | 619,578.00 | |
| | | | | 31-10-24 | 35,075,440.00 | 15,179,260.00 | 31-10-25 | 365.00 | 2,276,889.00 | |
| | | | | | Total LPS | | | | 2,896,467.00 | |
| | | | | | Already charged upto 30-09-2025 | | | | 2,703,087.00 | |
| | | | | | Diff to be billed with Oct 25 bill | | | | 193,380.00 | |

(Handwritten signature)



(A Govt. of Maharashtra undertaking)
CIN: U40109MH2005SGC153845

Phone No: 02412353645
FAX_NO: 0241 2344585
EMAIL: seahmednagar@gmail.com
WEBSITE: www.mahadiscom.in

Office of the, Superintending Engineer, O&M Circle,
Old Power House, New Admn.Bldg, Station Road, Ahmednagar - 414 001

No.SE/ANRC/TECH/HT/DYE AMR/ Date: 04.11.2025

To,
Chief Engineer (Corp.Pl.),
Mumbai, MSEDCL, Prakashgad,
Bandra, Mumbai

Sub : Monthly Credit Note In respect of SJVN Limited at Khirvire WInd Power Project site, Taluka-Akole, Dist.-Ahmednagar for the month of October ,2025 at 132/33 KV Kombhalne Sub Station (33 kV FEEDER1)

Name of the WTG Owner/ Customer : SJVN Limited

Make of WEG: GAMESA WInd Turbines Pvt.Ltd.

MSEDCL Meter No. Main Meter :16595593 MAKE:ELSTER ABT 1800

| Sr No. | Parameter | MSEDCL Meter Reading Date | | Difference | Multiplying Factor (M.F.) | Units Recorded | kVAh Charges Calculations | | |
|--------------|-----------------------|-----------------------------------|-----------------------|------------|---------------------------|----------------------|--|--------------------------|------------|
| | | Current | Previous | | | | Export kVAh Lead(Q2) | Export kVAh Lag(Q3) | |
| | | 01.11.2025(00:00 Hrs) | 01.10.2025(00:00 Hrs) | | | | | | |
| 1 | 2 | 3 | 4=2-3 | 5 | 6=4*5 | Export kVAh Lead(Q2) | 0.00 | | |
| 1 | Import kWh | 209,507.6600 | 208,879.5950 | 628.0650 | 1500 | 942,097.50 | Export kVAh Lag(Q3) | 13,091.25 | |
| 2 | Import kWh- Rate A | 72,339.5400 | 72,146.6425 | 192.8975 | 1500 | 289,346.25 | Total kVAh Unit | 13,091.25 | |
| 3 | Import kWh- Rate B | 75,986.7475 | 75,760.8250 | 225.9225 | 1500 | 338,883.75 | | | |
| 4 | Import kWh- Rate C | 22,322.2300 | 22,216.2500 | 105.9800 | 1500 | 158,970.00 | Note: As per MERC order charges for kVAh units are to be added to the monthly electricity bill of developer in case of self use. In case of third party sale, these charges are to be added to the Electricity Bill of third party consumer as per kVAh price. | | |
| 5 | Import kWh- Rate D | 38,859.1425 | 38,755.8775 | 103.2650 | 1500 | 154,897.50 | | | |
| 6 | Export kWh | 1,117.1100 | 1,110.4925 | 6.6175 | 1500 | 9,926.25 | | | |
| 7 | Export kWh- Rate A | 359.0000 | 356.9350 | 2.0650 | 1500 | 3,097.50 | | | |
| 8 | Export kWh- Rate B | 448.4925 | 445.5775 | 2.9150 | 1500 | 4,372.50 | | | |
| 9 | Export kWh- Rate C | 161.8975 | 161.1125 | 0.7850 | 1500 | 1,177.50 | | | |
| 10 | Export kWh- Rate D | 147.7200 | 146.8675 | 0.8525 | 1500 | 1,278.75 | | | |
| 11 | Import kVAh | 209,618.8300 | 208,989.4250 | 629.4050 | 1500 | 944,107.50 | | | |
| 12 | Export kVAh | 1,825.6250 | 1,814.3725 | 11.2525 | 1500 | 16,878.75 | | | |
| 13 | Import kVAh Lag (Q1) | 4,862.8775 | 4,619.2450 | 43.4325 | 1500 | 65,148.75 | | | |
| 14 | Export kVAh Lead (Q2) | 5.1900 | 5.1900 | 0.0000 | 1500 | 0.00 | | | |
| 15 | Export kVAh Lag (Q3) | 1,362.3600 | 1,353.6325 | 8.7275 | 1500 | 13,091.25 | | | |
| 16 | Import kVAh Lead (Q4) | 3,721.6350 | 3,717.2225 | 4.4125 | 1500 | 6,618.75 | | | |
| Power Factor | | Buyer No. & Name | | kWh % | Import kWh units | Export kWh units | Wheeling & Tr. Loss (0%) | Net kWh Units for Credit | kVAh Units |
| IMPORT | 0.998 | MSEDCL Chief Engineer (Corp.Pln.) | | 100 | 942,097.50 | 9,926.25 | 0.00 | 932,171.25 | 13,091.25 |
| EXPORT | 0.588 | | | | | | | | |

MSEDCL meter No. Check meter: 16595594 Make: ELSTER ABT 1800

| Sr No. | Parameter | MSEDCL Meter Reading Date | | Difference | Multiplying Factor | Units Recorded |
|--------|-------------|---------------------------|-----------------------|------------|--------------------|----------------|
| | | Current | Previous | | | |
| | | 01.11.2025(00:00 Hrs) | 01.10.2025(00:00 Hrs) | | | |
| 1 | 2 | 3 | 4=2-3 | 5 | 6=4*5 | |
| 01 | Import kVAh | 209,383.3650 | 208,754.7625 | 628.6025 | 1500 | 942,903.75 |
| 02 | Export kVAh | 1,813.9225 | 1,802.7350 | 11.1875 | 1500 | 16,781.25 |
| 03 | Import kWh | 209,271.2900 | 208,644.0250 | 627.2650 | 1500 | 940,897.50 |
| 04 | Export kWh | 1,111.7475 | 1,105.1175 | 6.6300 | 1500 | 9,945.00 |



(A Govt. of Maharashtra undertaking)
 CIN: U40109MH2005SGC153645
 Maharashtra State Electricity Distribution Co. Ltd
 Sub-Div Akole Div-Sanagamner Circle- Ahmednagar.

SJVN Limited Energy Break Up Report From 01.10.2025 to 01.11.2025 (OCT-2025) at Site Khirvire Tal.: Akole & Dist Ahmednagar

No of WEG's Connected : 29 X 850 KW

33 kV FEEDER1 at 132/33 KV/ KOMBHALNESUBSTATION

Total Capacity : 24.650 MW

Joint Meter Reading: 01.11.2025 for FEEDER1 at Kombhalane SS at Khirvere site

| Sr. No. | Customer Name | Date of Commissioning (DOC) | Location No. | Percentage of Total Generation (%) | Import KWH | Date of Commissioning wise total Import KWH | Export KWH | Date of Commissioning wise total Export KWH | Net KWH | Date of Commissioning wise total KWH | RKVAH | Date of Commissioning wise total RKVAH |
|----------|---------------|-----------------------------|--------------|------------------------------------|--------------|---|--------------|---|--------------|--------------------------------------|--------------|--|
| 1 | SJVN Ltd. | 20.01.2014 | GKA-C2 | 0.00 | 0.00000 | 441,184.25925 | 0.00000 | 4,648.46291 | 0.00000 | 436,535.79634 | 0.00000 | 6,130.63241 |
| | | | GKA-14N | 4.22 | 39,756.51450 | | 418.88775 | | 39,337.62675 | | 552.45075 | |
| | | | GKA-15 | 0.71 | 6,688.89225 | | 70.47638 | | 6,618.41587 | | 92.94788 | |
| | | | GKA-37 | 3.95 | 37,212.85125 | | 392.08688 | | 36,820.76437 | | 517.10438 | |
| | | | GKA-41 | 3.96 | 37,307.06100 | | 393.07950 | | 36,913.98150 | | 518.41350 | |
| | | | GKA-42 | 5.18 | 48,800.65050 | | 514.17975 | | 48,286.47075 | | 678.12675 | |
| | | | GKA-43 | 4.61 | 43,430.69475 | | 457.60013 | | 42,973.09462 | | 603.50663 | |
| | | | GKA-45 | 3.92 | 36,930.22200 | | 389.10900 | | 36,541.11300 | | 513.17700 | |
| | | | GKA-46 | 3.82 | 35,988.12450 | | 379.18275 | | 35,608.94175 | | 500.08575 | |
| | | | GKA-47 | 4.05 | 38,154.94875 | | 402.01313 | | 37,752.93562 | | 530.19563 | |
| | | | GKA-48 | 4.23 | 39,850.72425 | | 419.88038 | | 39,430.84387 | | 553.75988 | |
| | | | GKA-50 | 4.39 | 41,358.08025 | | 435.76238 | | 40,922.31787 | | 574.70588 | |
| | | | GKA-54 | 3.79 | 35,705.49525 | | 376.20488 | | 35,329.29037 | | 496.15838 | |
| | | | 2 | SJVN Ltd. | 31.01.2014 | | GAK-01 | | 3.09 | | 29,110.81275 | |
| GAK-43N1 | 3.01 | 28,357.13475 | | | | 298.78013 | 28,058.35462 | 394.04663 | | | | |
| GAK-66 | 3.03 | 28,545.55425 | | | | 300.76538 | 28,244.78887 | 396.66488 | | | | |
| GAK-67 | 0.00 | 0.00000 | | | | 0.00000 | 0.00000 | 0.00000 | | | | |
| GKA-06 | 3.8 | 35,799.70500 | | | | 377.19750 | 35,422.50750 | 497.46750 | | | | |
| GKA-09 | 0.00 | 0.00000 | | | | 0.00000 | 0.00000 | 0.00000 | | | | |
| GKA-10 | 4.44 | 41,829.12900 | | | | 440.72550 | 41,388.40350 | 581.25150 | | | | |
| GKA-17 | 3.51 | 33,067.62225 | | | | 348.41138 | 32,719.21087 | 459.50288 | | | | |
| GKA-20 | 4.11 | 38,720.20725 | | | | 407.96888 | 38,312.23837 | 538.05038 | | | | |



MAHAVITARAN
Maharashtra State Electricity Distribution Co. Ltd.

(A Govt. of Maharashtra undertaking)
CIN: U40109MH2005SGC153645
Maharashtra State Electricity Distribution Co. Ltd
Sub-Div Akole Div-Sanagamner Circle- Ahmednagar.

| Sr. No. | Customer Name | Date of Commissioning (DOC) | Location No. | Percentage of Total Generation (%) | Import KWH | Date of Commissioning wise total Import KWH | Export KWH | Date of Commissioning wise total Export KWH | Net KWH | Date of Commissioning wise total KWH | RKVAH | Date of Commissioning wise total RKVAH |
|--------------|---------------|-----------------------------|--------------|------------------------------------|----------------------|---|--------------------|---|----------------------|--------------------------------------|---------------------|--|
| | | | GKA-36 | 3.94 | 37,118.64150 | | 391.09425 | | 36,727.54725 | | 515.79525 | |
| | | | GKA-40 | 3.88 | 36,553.38300 | | 385.13850 | | 36,168.24450 | | 507.94050 | |
| | | | GKA-68 | 4.09 | 38,531.78775 | | 405.98363 | | 38,125.80412 | | 535.43213 | |
| 3 | SJVN Ltd. | 20.02.2014 | GAK-86 | 3.26 | 30,712.37850 | 30,712.37850 | 323.59575 | 323.59575 | 30,388.78275 | 30,388.78275 | 426.77475 | 426.77475 |
| 4 | SJVN Ltd. | 30.03.2014 | GKA-19 | 4.43 | 41,734.91925 | 41,734.91925 | 439.73288 | 439.73288 | 41,295.18637 | 41,295.18637 | 579.94238 | 579.94238 |
| 5 | SJVN Ltd. | 15.04.2014 | GKA-18 | 4.37 | 41,169.66075 | 41,169.66075 | 433.77713 | 433.77713 | 40,735.88362 | 40,735.88362 | 572.08763 | 572.08763 |
| 6 | SJVN Ltd. | 20.05.2014 | GKA-51 | 4.21 | 39,662.30475 | 39,662.30475 | 417.89513 | 417.89513 | 39,244.40962 | 39,244.40962 | 551.14163 | 551.14163 |
| Total | | | | 100.00000 | 942,097.50000 | 942,097.50000 | 9,926.25008 | 9,926.25008 | 932,171.24992 | 932,171.24992 | 13,091.25008 | 13,091.25008 |



(A Govt. of Maharashtra undertaking)
CIN: U40109MH2005SGC153645

Phone No: 02412353645
FAX_NO: 0241 2344585
EMAIL: seahmednagar@gmail.com
WEBSITE: www.mahadiscom.in

Office of the, Superintending Engineer, O&M Circle,
Old Power House, New Admn.Bldg, Station Road, Ahmednagar - 414 001

No./SE/ANRC/TECH/HT/DYE AMR/

Date: 04.11.2025

To,
Chief Engineer (Corp.Pl.),
Mumbai, MSEDCL, Prakashgad,
Bandra, Mumbai

Sub : Monthly Credit Note in respect of SJVN Limited at Khirvira Wind Power Project site, Taluka-Akola, Dist.-Ahmednagar for the month of October ,2025 at 132/33 KV Kombhalne Sub Station (33 kV FEEDER2)

Name of the WTG Owner/ Customer : SJVN Limited

Make of WEG: GAMESA Wind Turbines Pvt.Ltd.

MSEDCL Meter No. Main Meter :16595595 MAKE:ELSTER ABT 1800

| Sr No. | Parameter | MSEDCL Meter Reading Date | | Difference | Multiplying Factor (M.F.) | Units Recorded | kVARh Charges Calculations | | |
|--------------|------------------------|-----------------------------------|-----------------------|------------|---------------------------|------------------|----------------------------|--------------------------|-------------|
| | | Current | Previous | | | | Export kVARh Lead(Q2) | Export kVARh Lag(Q3) | |
| | | 01.11.2025(00:00 Hrs) | 01.10.2025(00:00 Hrs) | | | | | | |
| 1 | 2 | 3 | 4=2-3 | 5 | 6=4*5 | Total kVARh Unit | 10,953.75 | | |
| 1 | Import kWh | 168,795.3150 | 168,299.4475 | 496.8675 | 1500 | 743,801.25 | | | |
| 2 | Import kWh- Rate A | 59,224.8150 | 59,067.2275 | 157.5875 | 1500 | 236,381.25 | | | |
| 3 | Import kWh- Rate B | 60,724.6050 | 60,553.3350 | 171.2700 | 1500 | 256,905.00 | | | |
| 4 | Import kWh- Rate C | 18,100.0775 | 18,017.3750 | 82.7025 | 1500 | 124,053.75 | | | |
| 5 | Import kWh- Rate D | 30,745.8175 | 30,861.5100 | 84.3075 | 1500 | 126,461.25 | | | |
| 6 | Export kWh | 1,093.2025 | 1,086.3875 | 6.8150 | 1500 | 10,222.50 | | | |
| 7 | Export kWh- Rate A | 342.6450 | 340.6275 | 2.0175 | 1500 | 3,026.25 | | | |
| 8 | Export kWh- Rate B | 442.8850 | 439.8750 | 3.0100 | 1500 | 4,515.00 | | | |
| 9 | Export kWh- Rate C | 165.5250 | 164.7075 | 0.8175 | 1500 | 1,226.25 | | | |
| 10 | Export kWh- Rate D | 142.1475 | 141.1775 | 0.9700 | 1500 | 1,455.00 | | | |
| 11 | Import kVAh | 168,915.4900 | 168,418.7600 | 496.7300 | 1500 | 745,095.00 | | | |
| 12 | Export kVAh | 1,578.3350 | 1,567.9375 | 10.3975 | 1500 | 15,596.25 | | | |
| 13 | Import kVARh Lag (Q1) | 4,485.2975 | 4,454.8350 | 30.4625 | 1500 | 45,693.75 | | | |
| 14 | Export kVARh Lead (Q2) | 14.2375 | 14.2375 | 0.0000 | 1500 | 0.00 | | | |
| 15 | Export kVARh Lag (Q3) | 1,014.7775 | 1,007.4750 | 7.3025 | 1500 | 10,953.75 | | | |
| 16 | Import kVARh Lead (Q4) | 3,294.7625 | 3,290.2350 | 4.5275 | 1500 | 6,791.25 | | | |
| Power Factor | | Buyer No. & Name | | kWh % | Import kWh units | Export kWh units | Wheeling & Tr. Loss (0%) | Net kWh Units for Credit | kVARh Units |
| IMPORT | 0.998 | MSEDCL Chief Engineer (Corp.Pln.) | | 100 | 743,801.25 | 10,222.50 | 0.00 | 733,576.75 | 10,953.75 |
| EXPORT | 0.655 | | | | | | | | |

Note: As per MERC order charges for kVARh units are to be added to the monthly electricity bill of developer in case of self use. In case of third party sale, these charges are to be added to the Electricity Bill of third party consumer as per kVARh price.

MSEDCL meter No. Check meter: 16595596 Make: ELSTER ABT 1800

| Sr No. | Parameter | MSEDCL Meter Reading Date | | Difference | Multiplying Factor | Units Recorded |
|--------|-------------|---------------------------|-----------------------|------------|--------------------|----------------|
| | | Current | Previous | | | |
| | | 01.11.2025(00:00 Hrs) | 01.10.2025(00:00 Hrs) | | | |
| 1 | 2 | 3 | 4=2-3 | 5 | 6=4*5 | |
| 01 | Import kVAh | 169,109.8825 | 168,612.4425 | 497.4400 | 1500 | 746,160.00 |
| 02 | Export kVAh | 1,584.4425 | 1,573.9425 | 10.5000 | 1500 | 15,750.00 |
| 03 | Import kWh | 168,989.8950 | 168,493.3075 | 496.5875 | 1500 | 744,881.25 |
| 04 | Export kWh | 1,099.9525 | 1,093.0800 | 6.8725 | 1500 | 10,308.75 |



(A Govt. of Maharashtra undertaking)
 CIN: U40109MH2005SGC153645
 Maharashtra State Electricity Distribution Co. Ltd
 Sub-Div Akole Div-Sanagamner Circle- Ahmednagar.

SJVN Limited Energy Break Up Report From 01.10.2025 to 01.11.2025 (OCT-2025) at Site Khirvire Tal.: Akole & Dist Ahmednagar

No of WEG's Connected : 27 X 850 KW

Total Capacity : 22.950 MW

33 kV FEEDER2 at 132/33 KV/ KOMBHALNESUBSTATION

Joint Meter Reading: 01.11.2025 for FEEDER2 at Kombhalane SS at Khirvere site

| Sr. No. | Customer Name | Date of Commissioning (DOC) | Location No. | Percentage of Total Generation (%) | Import KWH | Date of Commissioning wise total Import KWH | Export KWH | Date of Commissioning wise total Export KWH | Net KWH | Date of Commissioning wise total KWH | RKVAH | Date of Commissioning wise total RKVAH |
|---------|---------------|-----------------------------|--------------|------------------------------------|--------------|---|------------|---|--------------|--------------------------------------|-----------|--|
| 1 | SJVN Ltd. | 20.01.2014 | GKA-34 | 5.62 | 41,801.63025 | 277,661.00664 | 574.50450 | 3,816.05925 | 41,227.12575 | 273,844.94739 | 615.60075 | 4,089.03489 |
| | | | GKA-53 | 0.00 | 0.00000 | | 0.00000 | | 0.00000 | | 0.00000 | |
| | | | GKV-05 | 0.00 | 0.00000 | | 0.00000 | | 0.00000 | | 0.00000 | |
| | | | GKV-06 | 5.00 | 37,190.06250 | | 511.12500 | | 36,678.93750 | | 547.68750 | |
| | | | GKV-12 | 0.00 | 0.00000 | | 0.00000 | | 0.00000 | | 0.00000 | |
| | | | GKV-13 | 4.2 | 31,239.65250 | | 429.34500 | | 30,810.30750 | | 460.05750 | |
| | | | GKV-14 | 4.37 | 32,504.11463 | | 446.72325 | | 32,057.39138 | | 478.67888 | |
| | | | GKV-18 | 4.36 | 32,429.73450 | | 445.70100 | | 31,984.03350 | | 477.58350 | |
| | | | GKV-20 | 4.53 | 33,694.19663 | | 463.07925 | | 33,231.11738 | | 496.20488 | |
| | | | GKV-22N | 4.09 | 30,421.47113 | | 418.10025 | | 30,003.37088 | | 448.00838 | |
| | | | GKV-28 | 5.16 | 38,380.14450 | | 527.48100 | | 37,852.66350 | | 565.21350 | |
| GKV-4N | 0.00 | 0.00000 | 0.00000 | 0.00000 | 0.00000 | | | | | | | |
| 2 | SJVN Ltd. | 31.01.2014 | GKV-07 | 5.23 | 38,900.80538 | 91,041.27301 | 534.63675 | 1,251.23400 | 38,366.16863 | 89,790.03901 | 572.88113 | 1,340.73901 |
| | | | GKV-21 | 3.05 | 22,685.93813 | | 311.78625 | | 22,374.15188 | | 334.08938 | |
| | | | GKV-28N1 | 0.00 | 0.00000 | | 0.00000 | | 0.00000 | | 0.00000 | |
| | | | GKV-39 | 0.00 | 0.00000 | | 0.00000 | | 0.00000 | | 0.00000 | |
| | | | GKV-50 | 3.96 | 29,454.52950 | | 404.81100 | | 29,049.71850 | | 433.76850 | |
| 3 | SJVN Ltd. | 20.02.2014 | GKA-52 | 6.44 | 47,900.80050 | 78,842.93250 | 658.32900 | 1,083.58500 | 47,242.47150 | 77,759.34750 | 705.42150 | 1,161.09750 |
| | | | GKV-23 | 4.16 | 30,942.13200 | | 425.25600 | | 30,516.87600 | | 455.67600 | |
| | | | GKA-35 | 5.63 | 41,876.01038 | | 575.52675 | | 41,300.48363 | | 616.69613 | |
| 4 | SJVN Ltd. | 22.03.2014 | GKV-32 | 4.51 | 33,545.43638 | 75,421.44676 | 461.03475 | 1,036.56150 | 33,084.40163 | 74,384.88526 | 494.01413 | 1,110.71026 |
| | | | GKV-02 | 4.86 | 36,148.74075 | | 496.81350 | | 35,651.92725 | | 532.35225 | |



MAHAVITARAN
Maharashtra State Electricity Distribution Co. Ltd.

(A Govt. of Maharashtra undertaking)
CIN: U40109MH2005SGC153645
Maharashtra State Electricity Distribution Co. Ltd
Sub-Div Akole Div-Sanagamner Circle- Ahmednagar.

| Sr. No. | Customer Name | Date of Commissioning (DOC) | Location No. | Percentage of Total Generation (%) | Import KWH | Date of Commissioning wise total Import KWH | Export KWH | Date of Commissioning wise total Export KWH | Net KWH | Date of Commissioning wise total KWH | RKVAH | Date of Commissioning wise total RKVAH |
|--------------|---------------|-----------------------------|--------------|------------------------------------|----------------------|---|---------------------|---|----------------------|--------------------------------------|---------------------|--|
| 5 | SJVN Ltd. | 30.03.2014 | GKV-03 | 4.65 | 34,586.75813 | 166,165.19926 | 475.34625 | 2,283.70650 | 34,111.41188 | 163,881.49276 | 509.34938 | 2,447.06776 |
| | | | GKV-11 | 4.1 | 30,495.85125 | | 419.12250 | | 30,076.72875 | | 449.10375 | |
| | | | GKV-15 | 4.23 | 31,462.79288 | | 432.41175 | | 31,030.38113 | | 463.34363 | |
| | | | GKV-19 | 4.5 | 33,471.05625 | | 460.01250 | | 33,011.04375 | | 492.91875 | |
| 6 | SJVN Ltd. | 15.04.2014 | GKA-13 | 7.35 | 54,669.39188 | 54,669.39188 | 751.35375 | 751.35375 | 53,918.03813 | 53,918.03813 | 805.10063 | 805.10063 |
| Total | | | | 100.00000 | 743,801.25005 | 743,801.25005 | 10,222.50000 | 10,222.50000 | 733,578.75005 | 733,578.75005 | 10,953.75005 | 10,953.75005 |



SJVN Limited
Commercial & System Operation Department

Joint Meter Reading Report OCT,25

| | |
|---------------|-----------------------------|
| Name of site: | Khirvire Wind Power Project |
|---------------|-----------------------------|

Main Meter

| | | | |
|----------------------------------|---|------|----------|
| Grid Connectivity in the name of | M/s. K. P. Power Pvt. Ltd. | | |
| Name of WTG Owner/ Customer | SJVN Ltd. (A Joint Venture of Govt. of India & Govt. of H.P.) | | |
| Name of Substation | 132/33 kV Substation Kombhalne (Taluka-Akole) | | |
| 33 kV Feeder No. | 1 | | |
| MSEDCL Main Meter Details | Make: Elster/ Sr. No. 16595593 | | |
| MSEDCL Check Meter No. | 16595594 | | |
| Date of joint meter reading | 01.11.2025 | Time | 00:00:00 |

Main Meter Reading (Feeder-1)

| Sr. No. | Parameter | Reading as on | | Difference | Multiplying Factor (M.F.) | Total kWh |
|---------|-----------------------|------------------------|------------------------|------------|---------------------------|------------|
| | | 01.11.2025 at 00:00:00 | 01.10.2025 at 00:00:00 | | | |
| 01 | Import kWh | 209,507.6600 | 208,879.5950 | 628.0650 | 1500 | 942,097.50 |
| 02 | Import kWh- Rate A | 72,339.5400 | 72,146.6425 | 192.8975 | 1500 | 289,346.25 |
| 03 | Import kWh- Rate B | 75,986.7475 | 75,760.8250 | 225.9225 | 1500 | 338,883.75 |
| 04 | Import kWh- Rate C | 22,322.2300 | 22,216.2500 | 105.9800 | 1500 | 158,970.00 |
| 05 | Import kWh- Rate D | 38,859.1425 | 38,755.8775 | 103.2650 | 1500 | 154,897.50 |
| 06 | Export kWh | 1,117.1100 | 1,110.4925 | 6.6175 | 1500 | 9,926.25 |
| 07 | Export kWh- Rate A | 359.0000 | 356.9350 | 2.0650 | 1500 | 3,097.50 |
| 08 | Export kWh- Rate B | 448.4925 | 445.5775 | 2.9150 | 1500 | 4,372.50 |
| 09 | Export kWh- Rate C | 161.8975 | 161.1125 | 0.7850 | 1500 | 1,177.50 |
| 10 | Export kWh- Rate D | 147.7200 | 146.8675 | 0.8525 | 1500 | 1,278.75 |
| 11 | Import kVAh | 209,618.8300 | 208,989.4250 | 629.4050 | 1500 | 944,107.50 |
| 12 | Export kVAh | 1,825.6250 | 1,814.3725 | 11.2525 | 1500 | 16,878.75 |
| 13 | Import kVAh Lag (Q1) | 4,662.6775 | 4,619.2450 | 43.4325 | 1500 | 65,148.75 |
| 14 | Export kVAh Lead (Q2) | 5.1900 | 5.1900 | 0.0000 | 1500 | 0.00 |
| 15 | Export kVAh Lag (Q3) | 1,362.3600 | 1,353.6325 | 8.7275 | 1500 | 13,091.25 |
| 16 | Import kVAh Lead (Q4) | 3,721.6350 | 3,717.2225 | 4.4125 | 1500 | 6,618.75 |

Note: Main meter reading taken from MRI print.

Representative of SJVN Ltd.



SJVN Limited
Commercial & System Operation Department

Joint Meter Reading Report OCT,25

| | |
|---------------|-----------------------------|
| Name of site: | Khirvire Wind Power Project |
|---------------|-----------------------------|

Check Meter

| | | | |
|----------------------------------|---|------|----------|
| Grid Connectivity in the name of | M/s. K. P. Power Pvt. Ltd. | | |
| Name of WTG Owner/ Customer | SJVN Ltd. (A Joint Venture of Govt. of India & Govt. of H.P.) | | |
| Name of Substation | 132/33 kV Substation Kumbhalne (Taluka-Akole) | | |
| 33 kV Feeder No. | 1 | | |
| MSEDCL Main Meter Details | Make: Elster/ Sr. No. 16595593 | | |
| MSEDCL Check Meter No. | 16595594 | | |
| Date of joint meter reading | 01.11.2025 | Time | 00:00:00 |

Check Meter Reading (Feeder-1)

| Sr. No. | Parameter | Reading as on | | Difference | Multiplying Factor (M.F.) | Total kWh |
|---------|-----------------------|------------------------|------------------------|------------|---------------------------|------------|
| | | 01.11.2025 at 00:00:00 | 01.10.2025 at 00:00:00 | | | |
| 01 | Import kWh | 209,271.2900 | 208,644.0250 | 627.2650 | 1500 | 940,897.50 |
| 02 | Import kWh- Rate A | 72,210.2875 | 72,019.0500 | 191.2375 | 1500 | 286,856.25 |
| 03 | Import kWh- Rate B | 75,977.9625 | 75,755.3425 | 222.6200 | 1500 | 333,930.00 |
| 04 | Import kWh- Rate C | 22,352.0625 | 22,243.1850 | 108.8775 | 1500 | 163,316.25 |
| 05 | Import kWh- Rate D | 38,730.9775 | 38,626.4475 | 104.5300 | 1500 | 156,795.00 |
| 06 | Export kWh | 1,111.7475 | 1,105.1175 | 6.6300 | 1500 | 9,945.00 |
| 07 | Export kWh- Rate A | 358.7050 | 356.6225 | 2.0825 | 1500 | 3,123.75 |
| 08 | Export kWh- Rate B | 448.0350 | 445.0750 | 2.9600 | 1500 | 4,440.00 |
| 09 | Export kWh- Rate C | 158.6775 | 157.9050 | 0.7725 | 1500 | 1,158.75 |
| 10 | Export kWh- Rate D | 146.3300 | 145.5150 | 0.8150 | 1500 | 1,222.50 |
| 11 | Import kVAh | 209,383.3650 | 208,754.7625 | 628.6025 | 1500 | 942,903.75 |
| 12 | Export kVAh | 1,813.9225 | 1,802.7350 | 11.1875 | 1500 | 16,781.25 |
| 13 | Import kVAh Lag (Q1) | 4,677.8300 | 4,634.5575 | 43.2725 | 1500 | 64,908.75 |
| 14 | Export kVAh Lead (Q2) | 5.2475 | 5.2475 | 0.0000 | 1500 | 0.00 |
| 15 | Export kVAh Lag (Q3) | 1,351.3350 | 1,342.6975 | 8.6375 | 1500 | 12,956.25 |
| 16 | Import kVAh Lead (Q4) | 3,663.5825 | 3,659.1800 | 4.4025 | 1500 | 6,603.75 |

Note: Check meter reading taken from MRI print.

Representative of SJVN Ltd.



SJVN Limited
Commercial & System Operation Department

Joint Meter Reading Report OCT,25

| | |
|---------------|----------------------------|
| Name of site: | Khivire Wind Power Project |
|---------------|----------------------------|

Main Meter

| | | | |
|----------------------------------|---|------|----------|
| Grid Connectivity in the name of | M/s. K. P. Power Pvt. Ltd. | | |
| Name of WTG Owner/ Customer | SJVN Ltd. (A Joint Venture of Govt. of India & Govt. of H.P.) | | |
| Name of Substation | 132/33 kV Substation Kombhalne (Taluka-Akole) | | |
| 33 kV Feeder No. | 2 | | |
| MSEDCL Main Meter Details | Make: Elster/ Sr. No. 16595595 | | |
| MSEDCL Check Meter No. | 16595596 | | |
| Date of joint meter reading | 01.11.2025 | Time | 00:00:00 |

Main Meter Reading (Feeder-2)

| Sr. No. | Parameter | Reading as on | | Difference | Multiplying Factor (M.F.) | Total kWh |
|---------|-----------------------|------------------------|------------------------|------------|---------------------------|------------|
| | | 01.11.2025 at 00:00:00 | 01.10.2025 at 00:00:00 | | | |
| 01 | Import kWh | 168,795.3150 | 168,299.4475 | 495.8675 | 1500 | 743,801.25 |
| 02 | Import kWh- Rate A | 59,224.8150 | 59,067.2275 | 157.5875 | 1500 | 236,381.25 |
| 03 | Import kWh- Rate B | 60,724.6050 | 60,553.3350 | 171.2700 | 1500 | 256,905.00 |
| 04 | Import kWh- Rate C | 18,100.0775 | 18,017.3750 | 82.7025 | 1500 | 124,053.75 |
| 05 | Import kWh- Rate D | 30,745.8175 | 30,661.5100 | 84.3075 | 1500 | 126,461.25 |
| 06 | Export kWh | 1,093.2025 | 1,086.3875 | 6.8150 | 1500 | 10,222.50 |
| 07 | Export kWh- Rate A | 342.6450 | 340.6275 | 2.0175 | 1500 | 3,026.25 |
| 08 | Export kWh- Rate B | 442.8850 | 439.8750 | 3.0100 | 1500 | 4,515.00 |
| 09 | Export kWh- Rate C | 165.5250 | 164.7075 | 0.8175 | 1500 | 1,226.25 |
| 10 | Export kWh- Rate D | 142.1475 | 141.1775 | 0.9700 | 1500 | 1,455.00 |
| 11 | Import kVAh | 168,915.4900 | 168,418.7600 | 496.7300 | 1500 | 745,095.00 |
| 12 | Export kVAh | 1,578.3350 | 1,567.9375 | 10.3975 | 1500 | 15,596.25 |
| 13 | Import kVAh Lag (Q1) | 4,485.2975 | 4,454.8350 | 30.4625 | 1500 | 45,693.75 |
| 14 | Export kVAh Lead (Q2) | 14.2375 | 14.2375 | 0.0000 | 1500 | 0.00 |
| 15 | Export kVAh Lag (Q3) | 1,014.7775 | 1,007.4750 | 7.3025 | 1500 | 10,953.75 |
| 16 | Import kVAh Lead (Q4) | 3,294.7625 | 3,290.2350 | 4.5275 | 1500 | 6,791.25 |

Note: Main meter reading taken from MRI print.

Representative of SJVN Ltd.



SJVN Limited
Commercial & System Operation Department

Joint Meter Reading Report OCT,25

| | |
|---------------|-----------------------------|
| Name of site: | Khirvire Wind Power Project |
|---------------|-----------------------------|

Check Meter

| | | | |
|----------------------------------|---|------|----------|
| Grid Connectivity in the name of | M/s. K.P. Power Pvt. Ltd. | | |
| Name of WTG Owner/ Customer | SJVN Ltd. (A Joint Venture of Govt. of India & Govt. of H.P.) | | |
| Name of Substation | 132/33 kV Substation Kombhalne (Taluka-Akole) | | |
| 33 kV Feeder No. | 2 | | |
| MSEDCL Main Meter Details | Make: Elster/ Sr. No. 16595595 | | |
| MSEDCL Check Meter No. | 16595596 | | |
| Date of joint meter reading | 01.11.2025 | Time | 00:00:00 |

Check Meter Reading (Feeder-2)

| Sr. No. | Parameter | Reading as on | | Difference | Multiplying Factor (M.F.) | Total kWh |
|---------|-----------------------|------------------------|------------------------|------------|---------------------------|------------|
| | | 01.11.2025 at 00:00:00 | 01.10.2025 at 00:00:00 | | | |
| 01 | Import kWh | 168,989.8950 | 168,493.3075 | 496.5875 | 1500 | 744,881.25 |
| 02 | Import kWh- Rate A | 59,255.3950 | 59,098.1200 | 157.2750 | 1500 | 235,912.50 |
| 03 | Import kWh- Rate B | 60,821.9450 | 60,651.7625 | 170.1825 | 1500 | 255,273.75 |
| 04 | Import kWh- Rate C | 18,131.2675 | 18,047.2675 | 84.0000 | 1500 | 126,000.00 |
| 05 | Import kWh- Rate D | 30,781.2875 | 30,696.1575 | 85.1300 | 1500 | 127,695.00 |
| 06 | Export kWh | 1,099.9525 | 1,093.0800 | 6.8725 | 1500 | 10,308.75 |
| 07 | Export kWh- Rate A | 345.8950 | 343.8375 | 2.0575 | 1500 | 3,086.25 |
| 08 | Export kWh- Rate B | 446.3925 | 443.3450 | 3.0475 | 1500 | 4,571.25 |
| 09 | Export kWh- Rate C | 164.8450 | 164.0325 | 0.8125 | 1500 | 1,218.75 |
| 10 | Export kWh- Rate D | 142.8200 | 141.8650 | 0.9550 | 1500 | 1,432.50 |
| 11 | Import kVAh | 169,109.8825 | 168,612.4425 | 497.4400 | 1500 | 746,160.00 |
| 12 | Export kVAh | 1,584.4425 | 1,573.9425 | 10.5000 | 1500 | 15,750.00 |
| 13 | Import kVAh Lag (Q1) | 4,478.3375 | 4,448.0825 | 30.2550 | 1500 | 45,382.50 |
| 14 | Export kVAh Lead (Q2) | 14.3525 | 14.3525 | 0.0000 | 1500 | 0.00 |
| 15 | Export kVAh Lag (Q3) | 1,016.0075 | 1,008.6600 | 7.3475 | 1500 | 11,021.25 |
| 16 | Import kVAh Lead (Q4) | 3,316.7125 | 3,312.1475 | 4.5650 | 1500 | 6,847.50 |

Note: Check meter reading taken from MRI print.

Representative of SJVN Ltd.



SJVN Limited
Commercial & System Operation Department

Detail of generation (in %) of each weg connected to 33kv FEEDER1 at 132/33 kv substation kombhalne during the month OCT,2025

Annexure-I

Name of site: Khirvire Wind Power Project (Taluka- Akole)

| Sr. No. | Customer Name | Date of Commissioning (DOC) | Location No. | Total LCS Reading (In kWh) | Percentage of Total Generation | Sum (%) |
|--------------|---------------|-----------------------------|--------------|----------------------------|--------------------------------|---------------|
| 01 | SJVN Ltd. | 20.01.2014 | GKA-02 | 0 | 0.00 | 46.83 |
| 02 | | | GKA-14N | 40,748 | 4.22 | |
| 03 | | | GKA-15 | 6,872 | 0.71 | |
| 04 | | | GKA-37 | 38,109 | 3.95 | |
| 05 | | | GKA-41 | 38,235 | 3.96 | |
| 06 | | | GKA-42 | 50,036 | 5.18 | |
| 07 | | | GKA-43 | 44,563 | 4.61 | |
| 08 | | | GKA-45 | 37,850 | 3.92 | |
| 09 | | | GKA-46 | 36,909 | 3.82 | |
| 10 | | | GKA-47 | 39,159 | 4.05 | |
| 11 | | | GKA-48 | 40,824 | 4.23 | |
| 12 | | | GKA-50 | 42,435 | 4.39 | |
| 13 | | | GKA-54 | 36,621 | 3.79 | |
| 14 | | 31.01.2014 | GAK-01 | 29,802 | 3.09 | 36.9 |
| 15 | | | GKA-06 | 36,727 | 3.8 | |
| 16 | | | GKA-09 | 0 | 0.00 | |
| 17 | | | GKA-10 | 42,852 | 4.44 | |
| 18 | | | GKA-17 | 33,944 | 3.51 | |
| 19 | | | GKA-20 | 39,685 | 4.11 | |
| 20 | | | GKA-36 | 38,099 | 3.94 | |
| 21 | | | GKA-40 | 37,488 | 3.88 | |
| 22 | | | GAK-43N1 | 29,078 | 3.01 | |
| 23 | | | GAK-66 | 29,313 | 3.03 | |
| 24 | | | GAK-67 | 0 | 0.00 | |
| 25 | | | GKA-68 | 39,458 | 4.09 | |
| 26 | | 20.02.2014 | GAK-86 | 31,465 | 3.26 | 3.26 |
| 27 | | 30.03.2014 | GKA-19 | 42,815 | 4.43 | 4.43 |
| 28 | | 15.04.2014 | GKA-18 | 42,225 | 4.37 | 4.37 |
| 29 | | 20.05.2014 | GKA-51 | 40,560 | 4.21 | 4.21 |
| Total | | | | 965872 | 100.00 | 100.00 |



SJVN Limited
Commercial & System Operation Department

Detail of generation (in %) of each weg connected to 33kv FEEDER2 at 132/33 kv substation kombhalne during the month OCT,2025

Annexure-II

Name of site: Khirvire Wind Power Project (Taluka- Akole)

| Sr. No. | Customer Name | Date of Commissioning (DOC) | Location No. | Total LCS Reading (In kWh) | Percentage of Total Generation | Sum (%) |
|--------------|---------------|-----------------------------|--------------|----------------------------|--------------------------------|---------------|
| 01 | SJVN Ltd. | 20.01.2014 | GKV-4N | 0 | 0.00 | 37.33 |
| 02 | | | GKV-05 | 0 | 0.00 | |
| 03 | | | GKV-06 | 38,163 | 5.00 | |
| 04 | | | GKV-12 | 0 | 0.00 | |
| 05 | | | GKV-13 | 32,050 | 4.2 | |
| 06 | | | GKV-14 | 33,327 | 4.37 | |
| 07 | | | GKV-18 | 33,250 | 4.36 | |
| 08 | | | GKV-20 | 34,540 | 4.53 | |
| 09 | | | GKV-22N | 31,220 | 4.09 | |
| 10 | | | GKV-28 | 39,358 | 5.16 | |
| 11 | | | GKA-34 | 42,833 | 5.62 | |
| 12 | | | GKA-53 | 0 | 0.00 | |
| 13 | | 31.01.2014 | GKV-07 | 39,854 | 5.23 | 12.24 |
| 14 | | | GKV-21 | 23,270 | 3.05 | |
| 15 | | | GKV-28N1 | 0 | 0.00 | |
| 16 | | | GKV-39 | 0 | 0.00 | |
| 17 | | | GKV-50 | 30,186 | 3.96 | |
| 18 | | 20.02.2014 | GKV-23 | 31,693 | 4.16 | 10.6 |
| 19 | | | GKA-52 | 49,111 | 6.44 | |
| 20 | | 22.03.2014 | GKV-32 | 34,387 | 4.51 | 10.14 |
| 21 | | | GKA-35 | 42,964 | 5.63 | |
| 22 | | 30.03.2014 | GKV-02 | 37,081 | 4.86 | 22.34 |
| 23 | | | GKV-03 | 35,432 | 4.65 | |
| 24 | | | GKV-11 | 31,280 | 4.1 | |
| 25 | | | GKV-15 | 32,238 | 4.23 | |
| 26 | | | GKV-19 | 34,332 | 4.5 | |
| 27 | | 15.04.2014 | GKA-13 | 56,051 | 7.35 | 7.35 |
| Total | | | | 762620 | 100.00 | 100.00 |



SJVN Limited
Commercial & System Operation Department

Generation data for 01.10.2025 to 01.11.2025

| Feeder-1 | | | | Feeder-2 | | | |
|-------------------------------|---|---|------------|-------------------------------|---|---|------------|
| Location No. | New Reading as on 01.11.2025 at 00:00 hr | Old Reading as on 01.10.2025 at 00:00 hr. | Difference | Location No. | New Reading as on 01.11.2025 at 00:00 hr | Old Reading as on 01.10.2025 at 00:00 hr. | Difference |
| GAK-01 | 10,667,888 | 10,638,086 | 29,802 | GKV-02 | 9,417,782 | 9,380,701 | 37,081 |
| GKA-02 | 9,786,262 | 9,786,262 | | GKV-03 | 8,406,009 | 8,370,577 | 35,432 |
| GKA-06 | 12,719,963 | 12,683,236 | 36,727 | GKV-4N | 8,396,242 | 8,396,242 | |
| GKA-09 | 10,630,021 | 10,630,021 | | GKV-05 | 7,532,811 | 7,532,811 | |
| GKA-10 | 13,428,387 | 13,385,535 | 42,852 | GKV-06 | 9,405,310 | 9,367,147 | 38,163 |
| GKA-14N | 10,746,937 | 10,706,189 | 40,748 | GKV-07 | 10,338,561 | 10,298,707 | 39,854 |
| GKA-15 | 10,593,332 | 10,586,460 | 6,872 | GKV-11 | 8,682,422 | 8,651,142 | 31,280 |
| GKA-17 | 11,649,875 | 11,615,931 | 33,944 | GKV-12 | 9,301,605 | 9,301,605 | |
| GKA-18 | 10,706,152 | 10,663,927 | 42,225 | GKV-13 | 8,879,087 | 8,847,037 | 32,050 |
| GKA-19 | 11,317,476 | 11,274,661 | 42,815 | GKV-14 | 8,761,092 | 8,727,765 | 33,327 |
| GKA-20 | 9,469,557 | 9,429,872 | 39,685 | GKV-15 | 10,375,616 | 10,343,378 | 32,238 |
| GKA-36 | 10,430,516 | 10,392,417 | 38,099 | GKV-18 | 9,521,653 | 9,488,403 | 33,250 |
| GKA-37 | 12,089,585 | 12,051,476 | 38,109 | GKV-19 | 10,020,900 | 9,986,568 | 34,332 |
| GKA-40 | 9,396,320 | 9,358,832 | 37,488 | GKV-20 | 11,364,248 | 11,329,708 | 34,540 |
| GKA-41 | 9,572,919 | 9,534,684 | 38,235 | GKV-21 | 6,637,584 | 6,614,314 | 23,270 |
| GKA-42 | 12,910,750 | 12,860,714 | 50,036 | GKV-22N | 9,048,110 | 9,016,890 | 31,220 |
| GKA-43 | 12,220,226 | 12,175,663 | 44,563 | GKV-23 | 7,206,608 | 7,174,915 | 31,693 |
| GAK-43N1 | 9,440,552 | 9,411,474 | 29,078 | GKV-28 | 9,988,034 | 9,948,676 | 39,358 |
| GKA-45 | 10,256,974 | 10,219,124 | 37,850 | GKV-28N1 | 8,275,179 | 8,275,179 | |
| GKA-46 | 9,740,428 | 9,703,519 | 36,909 | GKV-32 | 8,552,266 | 8,517,879 | 34,387 |
| GKA-47 | 11,850,970 | 11,811,811 | 39,159 | GKV-39 | 7,612,782 | 7,612,782 | |
| GKA-48 | 12,784,682 | 12,743,858 | 40,824 | GKV-50 | 9,167,034 | 9,136,848 | 30,186 |
| GKA-50 | 14,766,785 | 14,724,350 | 42,435 | GKA-13 | 13,083,931 | 13,027,880 | 56,051 |
| GKA-51 | 12,975,843 | 12,935,283 | 40,560 | GKA-34 | 10,734,297 | 10,691,464 | 42,833 |
| GKA-54 | 13,420,634 | 13,384,013 | 36,621 | GKA-35 | 13,091,512 | 13,048,548 | 42,964 |
| GAK-66 | 8,561,320 | 8,532,007 | 29,313 | GKA-52 | 14,290,105 | 14,240,994 | 49,111 |
| GAK-67 | 8,795,312 | 8,795,312 | | GKA-53 | 13,559,170 | 13,559,170 | |
| GKA-68 | 9,700,805 | 9,661,347 | 39,458 | | | | |
| GAK-86 | 11,681,752 | 11,650,287 | 31,465 | | | | |
| Total Gross Generation | | | 965,872 | Total Gross Generation | | | 762,620 |
| | | | | Grand Total Generation | | | 1,728,492 |

MAHARASHTRA STATE ELECTRICITY DISTRIBUTION CO. LTD.


MAHAVITARAN
Maharashtra State Electricity Distribution Co. Ltd.
(Government of Maharashtra Undertaking)
(CIN: U40109MH2005SGC153645)

eesangamner@ho.mahadiscom.in
eesangamner@gmail.com
Web Site: www.mahadiscom.in



Office of the "Executive Engineer"
O&M Division, Sangamner
Opposite bus stand, Old power house
Tal.- Sangamner-422605
Dist.- Ahilyanagar
Tel: 02425-221407

Ref: EE/SNGR/Tech/No 0 4 2 6 9

Date: 3 NOV 2025

To,
The Superintending Engineer
O&M Circle Office,
MSEDCL, Ahilyanagar

Subject: Joint Meter Reading (JMR) at 132/33KV, 47.6MW Wind Farm substation of SJVN Limited situated at Kombhalne, Tal. Akole Dist. Ahilyanagar for the month of October-25.


R/Sir,

With reference to the above subject, Joint Meter Reading (JMR) has been taken by MRI at 132/33KV, 47.6MW Wind Farm substation of SJVN Limited situated at Kombhalne, Tal. Akole Dist. Ahilyanagar for the month of October-25 and copy of the JMR is enclosed herewith.

This is for your kind information and needful please.

Encl:

1. Joint Meter Reading for October-25


(Pradip R. Wattamwar)
Executive Engineer
Sangamner Division

Copy To:
The Dy. Executive Engineer, MSEDCL, O&M Subdivision, Akole

MAHARASHTRA STATE ELECTRICITY DISTRIBUTION CO. LTD.
AKOLE SUBDIVISION, SANGAMNER DIVISION, AHILYANAGAR

Date: 01.11.25


JOINT METER READING REPORT AT KOMBHALNE SUBSTATION, KHIRVIRE SITE


Feeder No:- 01


| TYPE | DISPLAY ID | DISPLAY ITEM | MAIN METER | CHECK METER |
|--------|------------|---|------------|-------------|
| | | | 16595593 | 16595594 |
| Normal | Sr. No | Meter ID | 01-11-25 | 01-11-25 |
| Normal | DATE | Present Date | 11:25:12 | 11:32:19 |
| Normal | TIME | Present Time | 209508 | 209272 |
| Normal | T DL | Current Billing KWh Delivered | 72340 | 72210 |
| Normal | A DL | Current Billing Rate A KWh Delivered | 75986 | 75977 |
| Normal | B DL | Current Billing Rate B KWh Delivered | 22822 | 22352 |
| Normal | C DL | Current Billing Rate C KWh Delivered | 38859 | 38730 |
| Normal | D DL | Current Billing Rate D KWh Delivered | 4662 | 4677 |
| Normal | T Q1 | Current Billing KVARh Q1 | 3721 | 3663 |
| Normal | T Q4 | Current Billing KVARh Q4 | 209619 | 209384 |
| Normal | T DL | Current Billing KVAh Q1 | 0.510 | 0.510 |
| Normal | MAX A | Current Billing Rate A Max KVA Q1 | 0.000 | 0.000 |
| Normal | MAX B | Current Billing Rate B Max KVA Q1 | 0.460 | 0.460 |
| Normal | MAX C | Current Billing Rate C Max KVA Q1 | 0.000 | 0.000 |
| Normal | MAX D | Current Billing Rate D Max KVA Q1 | 117 | 111 |
| Normal | T RC | Current Billing KWh Received | 359 | 358 |
| Normal | A RC | Current Billing Rate A KWh Received | 448 | 448 |
| Normal | B RC | Current Billing Rate B KWh Received | 161 | 158 |
| Normal | C RC | Current Billing Rate C KWh Received | 147 | 146 |
| Normal | D RC | Current Billing Rate D KWh Received | 1362 | 1351 |
| Normal | T Q3 | Current Billing KVARh Q3 | 5 | 5 |
| Normal | T Q2 | Current Billing KVARh Q2 | 1826 | 1814 |
| Normal | T RC | Current Billing KVARh Received | 0.100 | 0.100 |
| Normal | MAX RC | Current Billing Rate A Max KVA received | 0.080 | 0.080 |
| Normal | MAX RC | Current Billing Rate B Max KVA received | 0.070 | 0.070 |
| Normal | MAX RC | Current Billing Rate C Max KVA received | 0.000 | 0.000 |
| Normal | MAX RC | Current Billing Rate D Max KVA received | 64.343 | 64.415 |
| Normal | L1 | Phase A Voltage | 64.631 | 64.525 |
| Normal | L2 | Phase B Voltage | 63.995 | 63.989 |
| Normal | L3 | Phase C Voltage | 0.020 | 0.016 |
| Normal | L1 | Phase A Current | 0.018 | 0.020 |
| Normal | L2 | Phase B Current | 0.017 | 0.024 |
| Normal | L3 | Phase C Current | 0.95 | 0.97 |
| Normal | L 123 COS | System Power Factor Vectorial | 213 | 211 |
| Normal | RESETS | Demand Reset (All) | 99999159 | 99999186 |
| Normal | NET HI | ABT Net KAVRh Del. & Rec. above 103% | | |


For,
PVIPL


For,
SJVN Ltd.


Asst. Engineer
MSEDCL S/d Akole


Dy. Executive Engineer
MSEDCL S/d Akole


Executive Engineer
O&M, MSEDCL, Sangamner

Feeder No: - 01


| | | | 16595593 | 16595594 |
|--------|---------|---|----------|----------|
| Normal | NET LOW | ABT NET KVARh Del & Rec Below 97% | 99999992 | 2 |
| Normal | NET BET | ABT NET KVARh Del & Rec Between 103% to 97% | 429 | 475 |
| Normal | NET STP | ABT NET KVARh Del & Rec Stayout | 2 | 2 |
| Normal | PF DL | Current Billing Average Avg PF Delivered | 1.000 | 1.000 |
| Normal | PF RC | Current Billing Average Avg PF received | 0.556 | 0.558 |
| Normal | | Service Voltage Test | 63-4Y | 63-4Y |
| Normal | | Service Current Test | OK | OK |
| Normal | L 123 | Frequency | 49.98 Hz | 50.03 Hz |

| TYPE | ID NO | DISPLAY | MAIN METER | CHECK METER |
|-----------|----------|-------------------------------|------------|-------------|
| Alternate | OUTAGE | Outage Log | 355256 | 355283 |
| Alternate | P NET | ABT Previous Interval KWH Net | 107500 | 092500 |
| Alternate | FREQ | ABT Average Frequency | 49.98 | 50.00 |
| Alternate | L1 H2-15 | Phase A Voltage % THD | 1.947V | 1.817V |
| Alternate | L2-H2-15 | Phase B Voltage % THD | 1.537V | 1.437V |
| Alternate | L3-H2-15 | Phase C Voltage % THD | 1.957V | - |
| Alternate | L1 H2-15 | Phase A Current % THD | - | 67.757A |
| Alternate | L2-H2-15 | Phase B Current % THD | 57.927A | 44.727A |
| Alternate | L3-H2-15 | Phase C Current % THD | 25.947A | 43.147A |
| Alternate | HI T DL | Current Billing KWH Delivered | 9508.5325 | 9272.2400 |
| Alternate | HI Q1 | Current Billing KVARh Q1 | 4662.6775 | 4679.8300 |
| Alternate | HI Q4 | Current Billing KVARh Q4 | 3721.8125 | 3663.7575 |
| Alternate | HI T DL | Current Billing KVAh Q1 | 9619.6850 | 9384.2950 |
| Alternate | HI T RC | Current Billing KWH Received | 1117.3550 | 1111.9875 |
| Alternate | HI Q3 | Current Billing KVARh Q3 | 1861.7125 | 1851.6725 |
| Alternate | HI Q2 | Current Billing KVARh Q2 | 5.1900 | 5.2475 |
| Alternate | HI T RC | Current Billing KVAh Received | 1826.0650 | 1814.3525 |
| Alternate | P HI Q1 | Present Interval KVA Q1 | 0.2600 | 0.2300 |
| Alternate | P HI RC | Present Interval KVA Received | 0.0000 | 0.0000 |
| Alternate | TL DL | Time Left in Interval | 0503:56 | 0500:36 |

| OLD SEAL Details | | | |
|------------------|------------|--------|---------------|
| | Main Meter | | Check Meter |
| MD: | SNGR-D | 030641 | SNGR-D 030644 |
| Inner: | | 030642 | 030645 |
| Outer: | | 030643 | 030646 |
| NEW SEAL Details | | | |
| | Main Meter | | Check Meter |
| MD: | SNGR-D | 030761 | SNGR-D 030764 |
| Inner: | | 030762 | 030765 |
| Outer: | | 030763 | 030766 |


For,
PVIPL


For,
SJVN Ltd.


Asst. Engineer
MSEDCL S/d Akole


Dy. Executive Engineer
MSEDCL S/d Akole


Executive Engineer
O&M, MSEDCL, Sangamner

MAHARASHTRA STATE ELECTRICITY DISTRIBUTION CO. LTD.
AKOLE SUBDIVISION, SANGAMNER DIVISION, AHILYANAGAR

Date: 01.11.25


JOINT METER READING REPORT AT KOMBHALNE SUBSTATION, KHIRVIRE SITE

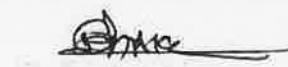
Feeder No:- 02

| TYPE | DISPLAY ID | DISPLAY ITEM | MAIN METER | CHECK METER |
|--------|------------|---|------------|-------------|
| Normal | Sr. No | Meter ID | 16595595 | 16595596 |
| Normal | DATE | Present Date | 01.11.25 | 01.11.25 |
| Normal | TIME | Present Time | 11:25:07 | 11:25:45 |
| Normal | T DL | Current Billing KWh Delivered | 168795 | 168900 |
| Normal | A DL | Current Billing Rate A KWh Delivered | 59225 | 59255 |
| Normal | B DL | Current Billing Rate B KWh Delivered | 60724 | 60821 |
| Normal | C DL | Current Billing Rate C KWh Delivered | 18100 | 18131 |
| Normal | D DL | Current Billing Rate D KWh Delivered | 30745 | 30781 |
| Normal | T Q1 | Current Billing KVARh Q1 | 4485 | 4478 |
| Normal | T Q4 | Current Billing KVARh Q4 | 3294 | 3316 |
| Normal | T DL | Current Billing KVAh Q1 | 168915 | 169110 |
| Normal | MAX A | Current Billing Rate A Max KVA Q1 | 0.220 | 0.220 |
| Normal | MAX B | Current Billing Rate B Max KVA Q1 | 0.040 | 0.040 |
| Normal | MAX C | Current Billing Rate C Max KVA Q1 | 0.510 | 0.510 |
| Normal | MAX D | Current Billing Rate D Max KVA Q1 | 0.000 | 0.000 |
| Normal | T RC | Current Billing KWh Received | 1093 | 1100 |
| Normal | A RC | Current Billing Rate A KWh Received | 342 | 346 |
| Normal | B RC | Current Billing Rate B KWh Received | 443 | 446 |
| Normal | C RC | Current Billing Rate C KWh Received | 165 | 164 |
| Normal | D RC | Current Billing Rate D KWh Received | 142 | 142 |
| Normal | T Q3 | Current Billing KVARh Q3 | 1015 | 1016 |
| Normal | T Q2 | Current Billing KVARh Q2 | 14 | 14 |
| Normal | T RC | Current Billing KVARh Received | 1578 | 1584 |
| Normal | MAX RC | Current Billing Rate A Max KVA received | 0.090 | 0.090 |
| Normal | MAX RC | Current Billing Rate B Max KVA received | 0.080 | 0.080 |
| Normal | MAX RC | Current Billing Rate C Max KVA received | 0.070 | 0.070 |
| Normal | MAX RC | Current Billing Rate D Max KVA received | 0.000 | 0.000 |
| Normal | L1 | Phase A Voltage | 64.378 | 64.419 |
| Normal | L2 | Phase B Voltage | 64.531 | 64.699 |
| Normal | L3 | Phase C Voltage | 64.006 | 64.286 |
| Normal | L1 | Phase A Current | 0.025 | 0.020 |
| Normal | L2 | Phase B Current | 0.028 | 0.025 |
| Normal | L3 | Phase C Current | 0.031 | 0.029 |
| Normal | L 123 COS | System Power Factor Vectorial | 0.98 | 0.98 |
| Normal | RESETS | Demand Reset (All) | 210 | 211 |
| Normal | NET HI | ABT Net KAVRh Del. & Rec. above 103% | 99999256 | 99999248 |


For,
PVIPL


For,
SJVN Ltd.


Asst. Engineer
MSEDCL S/d Akole


Dy. Executive Engineer
MSEDCL S/d Akole



Executive Engineer
O&M, MSEDCL, Sangamner


Feeder No: - 02

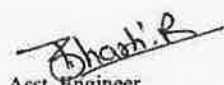
| | | | 16595595 | 16595596 |
|--------|---------|---|----------|----------|
| Normal | NET LOW | ABT NET KVARh Del & Rec Below 97% | 126 | 107 |
| Normal | NET BET | ABT NET KVARh Del & Rec Between 103% to 97% | 804 | 800 |
| Normal | NET STP | ABT NET KVARh Del & Rec Stayout | 2 | 2 |
| Normal | PF DL | Current Billing Average Avg PF Delivered | 1.000 | 1.000 |
| Normal | PF RC | Current Billing Average Avg PF received | 0.606 | 0.600 |
| Normal | | Service Voltage Test | 63-4Y | 63-4Y |
| Normal | | Service Current Test | OK | OK |
| Normal | L 123 | Frequency | 50.01 | 50.01 |

| TYPE | ID NO | DISPLAY | MAIN METER | CHECK METER |
|-----------|----------|-------------------------------|------------|-------------|
| Alternate | OUTAGE | Outage Log | 385825 | 385626 |
| Alternate | P NET | ABT Previous Interval KWH Net | 102500 | 115000 |
| Alternate | FREQ | ABT Average Frequency | 49.99 | 50.00 |
| Alternate | L1-H2-15 | Phase A Voltage % THD | 1.88 % | 1.74 % |
| Alternate | L2-H2-15 | Phase B Voltage % THD | 1.48 % | 1.89 % |
| Alternate | L3-H2-15 | Phase C Voltage % THD | 1.89 % | 1.92 % |
| Alternate | L1-H2-15 | Phase A Current % THD | 57.03 % | - |
| Alternate | L2-H2-15 | Phase B Current % THD | 44.46 % | 22.49 % |
| Alternate | L3-H2-15 | Phase C Current % THD | - | 27.28 % |
| Alternate | HI T DL | Current Billing KWH Delivered | 8775.8900 | 8990.5875 |
| Alternate | HI Q1 | Current Billing KVARh Q1 | 4485.2025 | 4478.8475 |
| Alternate | HI Q4 | Current Billing KVARh Q4 | 9294.9200 | 8316.8700 |
| Alternate | HI T DL | Current Billing KVAh Q1 | 8916.0675 | 9110.5425 |
| Alternate | HI T RC | Current Billing KWH Received | 1093.4800 | 1100.2025 |
| Alternate | HI Q3 | Current Billing KVARh Q3 | 1015.1175 | 1016.3425 |
| Alternate | HI Q2 | Current Billing KVARh Q2 | 14.2375 | 14.8525 |
| Alternate | HI T RC | Current Billing KVAh Received | 1578.7925 | 1584.8925 |
| Alternate | P HI Q1 | Present Interval KVA Q1 | 0.3100 | 0.3400 |
| Alternate | P HI RC | Present Interval KVA Received | 0.0000 | 0.0000 |
| Alternate | TL DL | Time Left In Interval | 05 3:24 | 05 01:02 |

| OLD SEAL Details | | | |
|------------------|---------|------------|----------------|
| | | Main Meter | Check Meter |
| MD: | SNGR-D | 030647 | SNGR-D 030650 |
| Inner: | | 030648 | 030651 |
| Outer: | | 030649 | 030652 |
| NEW SEAL Details | | | |
| | | Main Meter | Check Meter |
| MD: | SNGR-D- | 031767 | SNGR-D- 031770 |
| Inner: | | 031768 | 031771 |
| Outer: | | 031769 | 031772 |


For,
PVIPL


For,
SJVN Ltd.


Asst. Engineer
MSEDCL S/d Akole


Dy. Executive Engineer
MSEDCL S/d Akole


Executive Engineer
O&M, MSEDCL, Sangamner

Section Name: Previous 1

Meter ID:16595593

Date : 01-11-2025 00:00:00

Device Name: A1800

| KWh del | Rate A | Rate B | Rate C | Rate D | Rate E | Rate F | Rate G | Rate H | Total |
|------------|---------------------|---------------------|---------------------|---------------------|--------|--------|--------|--------|---------------------|
| Energy | 72339.54 | 75986.7475 | 22322.23 | 38859.1425 | 0 | 0 | 0 | 0 | 209507.66 |
| Max Demand | 9.06 | 7.36 | 6.26 | 7.55 | 0 | 0 | 0 | 0 | 9.06 |
| Date_Time | 24-10-2025 01:34:00 | 30-10-2025 14:09:00 | 27-10-2025 10:09:00 | 02-10-2025 21:19:00 | | | | | 24-10-2025 01:34:00 |
| Cum Demand | 1663.82 | 1676.21 | 1419.5 | 1351.69 | 0 | 0 | 0 | 0 | 1886.96 |
| KWh rec | Rate A | Rate B | Rate C | Rate D | Rate E | Rate F | Rate G | Rate H | Total |
| Energy | 359 | 448.4925 | 161.8975 | 147.72 | 0 | 0 | 0 | 0 | 1117.11 |
| Max Demand | 0.06 | 0.06 | 0.06 | 0.06 | 0 | 0 | 0 | 0 | 0.06 |
| Date_Time | 31-10-2025 02:09:00 | 31-10-2025 07:04:00 | 11-10-2025 11:49:00 | 31-10-2025 20:29:00 | | | | | 31-10-2025 20:29:00 |
| Cum Demand | 11.36 | 27.5 | 15.35 | 24.72 | 0 | 0 | 0 | 0 | 28.84 |
| KVAh Q1 | Rate A | Rate B | Rate C | Rate D | Rate E | Rate F | Rate G | Rate H | Total |
| Energy | 72375.58 | 76029.065 | 22335.2425 | 38878.9425 | 0 | 0 | 0 | 0 | 209618.83 |
| Max Demand | 9.07 | 7.37 | 6.27 | 7.57 | 0 | 0 | 0 | 0 | 9.07 |
| Date_Time | 24-10-2025 01:34:00 | 30-10-2025 14:09:00 | 27-10-2025 10:09:00 | 02-10-2025 21:19:00 | | | | | 24-10-2025 01:34:00 |
| Cum Demand | 1664.23 | 1680.34 | 1423.65 | 1352.08 | 0 | 0 | 0 | 0 | 1891.17 |
| KVAh rec | Rate A | Rate B | Rate C | Rate D | Rate E | Rate F | Rate G | Rate H | Total |
| Energy | 588.0475 | 703.505 | 246.3 | 287.7725 | 0 | 0 | 0 | 0 | 1825.625 |
| Max Demand | 0.12 | 0.1 | 0.12 | 0.11 | 0 | 0 | 0 | 0 | 0.12 |
| Date_Time | 31-10-2025 02:09:00 | 28-10-2025 17:19:00 | 11-10-2025 11:34:00 | 29-10-2025 20:39:00 | | | | | 31-10-2025 02:09:00 |
| Cum Demand | 21.82 | 40.73 | 23.72 | 37.78 | 0 | 0 | 0 | 0 | 45.87 |
| KVARh Q1 | Rate A | Rate B | Rate C | Rate D | Rate E | Rate F | Rate G | Rate H | Total |
| Energy | 1590.2675 | 1704.9675 | 514.5575 | 852.885 | 0 | 0 | 0 | 0 | 4662.6775 |
| Max Demand | 0.52 | 0.42 | 0.4 | 0.44 | 0 | 0 | 0 | 0 | 0.52 |
| Date_Time | 24-10-2025 01:34:00 | 27-10-2025 06:14:00 | 27-10-2025 11:49:00 | 02-10-2025 21:24:00 | | | | | 24-10-2025 01:34:00 |
| Cum Demand | 31.73 | 45.9 | 40.51 | 30.88 | 0 | 0 | 0 | 0 | 49.76 |



[Signature]
Dy. General Manager (Civil)
 Khirvire Wind Power Station

[Signature]
Assistant Engineer (QC)
 MSEDCL Akole, Sub Div.

[Signature]
N. L. Shelke
 Dy. Executive Engineer
 M.S.E.D. Co. Ltd.
 Sub.Dn., Akole

[Signature]
EXECUTIVE ENGINEER
 M.S.E.D. LTD. SARGAMNER DIVISION

| KVARh Q3 | Rate A | Rate B | Rate C | Rate D | Rate E | Rate F | Rate G | Rate H | Total |
|------------|---------------------|---------------------|---------------------|---------------------|--------|--------|--------|--------|---------------------|
| Energy | 444.635 | 509.9825 | 173.1925 | 234.55 | 0 | 0 | 0 | 0 | 1362.36 |
| Max Demand | 0.1 | 0.08 | 0.1 | 0.09 | 0 | 0 | 0 | 0 | 0.1 |
| Date_Time | 31-10-2025 02:09:00 | 29-10-2025 16:19:00 | 11-10-2025 11:59:00 | 29-10-2025 20:54:00 | | | | | 31-10-2025 02:09:00 |
| Cum Demand | 18.47 | 29.03 | 17.98 | 16.3 | 0 | 0 | 0 | 0 | 34.22 |
| KVARh Q2 | Rate A | Rate B | Rate C | Rate D | Rate E | Rate F | Rate G | Rate H | Total |
| Energy | 0.195 | 0.81 | 0.335 | 3.85 | 0 | 0 | 0 | 0 | 5.19 |
| KVARh Q4 | Rate A | Rate B | Rate C | Rate D | Rate E | Rate F | Rate G | Rate H | Total |
| Energy | 1292.2125 | 1303.8225 | 372.9525 | 752.6475 | 0 | 0 | 0 | 0 | 3721.635 |
| Avg PF del | Rate A | Rate B | Rate C | Rate D | Rate E | Rate F | Rate G | Rate H | Total |
| Energy | 0.998 | 0.9978 | 0.9977 | 0.9978 | 0 | 0 | 0 | 0 | 0.9978 |
| Avg PF rec | Rate A | Rate B | Rate C | Rate D | Rate E | Rate F | Rate G | Rate H | Total |
| Energy | 0.5247 | 0.6368 | 0.6217 | 0.5769 | 0 | 0 | 0 | 0 | 0.588 |



[Signature]
Dy. General Manager (Civil)
 Khirvire Wind Power Station
 SJVN Limited, Maharashtra

[Signature]
Assistant Engineer (QC)
 MSEDCLtd.Akole, Sub Div.

[Signature]
N. L. Shelke
 Dy. Executive Engineer
 M.S.E.D.Co. Ltd.
 Sub.Dn., Akole

[Signature]
EXECUTIVE ENGINEER
 M.S.E.D.C.LTD, SANGAMNER DIVISION

Section Name: Previous 1

Meter ID:16595594

Date : 01-11-2025 00:00:00

Device Name: A1800

| KWh def | Rate A | Rate B | Rate C | Rate D | Rate E | Rate F | Rate G | Rate H | Total |
|------------|---------------------|---------------------|---------------------|---------------------|--------|--------|--------|--------|---------------------|
| Energy | 72210.2875 | 75977.9625 | 22352.0625 | 38730.9775 | 0 | 0 | 0 | 0 | 209271.29 |
| Max Demand | 9 | 7.4 | 6.26 | 7.64 | 0 | 0 | 0 | 0 | 9 |
| Date_Time | 24-10-2025 01:24:00 | 30-10-2025 13:59:00 | 27-10-2025 10:04:00 | 02-10-2025 21:09:00 | | | | | 24-10-2025 01:24:00 |
| Cum Demand | 1660.48 | 1668.21 | 1414.9 | 1346.75 | 0 | 0 | 0 | 0 | 1876.55 |
| KWh rec | Rate A | Rate B | Rate C | Rate D | Rate E | Rate F | Rate G | Rate H | Total |
| Energy | 358.705 | 448.035 | 158.6775 | 146.33 | 0 | 0 | 0 | 0 | 1111.7475 |
| Max Demand | 0.06 | 0.06 | 0.06 | 0.06 | 0 | 0 | 0 | 0 | 0.06 |
| Date_Time | 31-10-2025 01:59:00 | 31-10-2025 06:59:00 | 11-10-2025 11:49:00 | 29-10-2025 21:59:00 | | | | | 31-10-2025 06:59:00 |
| Cum Demand | 11.19 | 27.5 | 15.16 | 24.76 | 0 | 0 | 0 | 0 | 28.65 |
| KVAh Q1 | Rate A | Rate B | Rate C | Rate D | Rate E | Rate F | Rate G | Rate H | Total |
| Energy | 72246.6 | 76020.6625 | 22365.1925 | 38750.91 | 0 | 0 | 0 | 0 | 209383.365 |
| Max Demand | 9.02 | 7.41 | 6.27 | 7.65 | 0 | 0 | 0 | 0 | 9.02 |
| Date_Time | 24-10-2025 01:24:00 | 30-10-2025 13:59:00 | 27-10-2025 10:04:00 | 02-10-2025 21:09:00 | | | | | 24-10-2025 01:24:00 |
| Cum Demand | 1660.83 | 1672.32 | 1419.03 | 1347.17 | 0 | 0 | 0 | 0 | 1880.73 |
| KVAh rec | Rate A | Rate B | Rate C | Rate D | Rate E | Rate F | Rate G | Rate H | Total |
| Energy | 585.145 | 703.365 | 240.81 | 284.6025 | 0 | 0 | 0 | 0 | 1813.9225 |
| Max Demand | 0.13 | 0.1 | 0.12 | 0.11 | 0 | 0 | 0 | 0 | 0.13 |
| Date_Time | 31-10-2025 01:54:00 | 29-10-2025 16:09:00 | 11-10-2025 11:49:00 | 29-10-2025 20:44:00 | | | | | 31-10-2025 01:54:00 |
| Cum Demand | 21.52 | 40.71 | 23.55 | 37.81 | 0 | 0 | 0 | 0 | 45.53 |
| KVARh Q1 | Rate A | Rate B | Rate C | Rate D | Rate E | Rate F | Rate G | Rate H | Total |
| Energy | 1594.68 | 1711.5675 | 516.9275 | 854.655 | 0 | 0 | 0 | 0 | 4677.83 |
| Max Demand | 0.53 | 0.4 | 0.41 | 0.45 | 0 | 0 | 0 | 0 | 0.53 |
| Date_Time | 24-10-2025 01:29:00 | 30-10-2025 13:59:00 | 27-10-2025 10:09:00 | 02-10-2025 21:14:00 | | | | | 24-10-2025 01:29:00 |
| Cum Demand | 31.82 | 46.09 | 40.7 | 31.04 | 0 | 0 | 0 | 0 | 50.02 |



[Signature]
Dy. General Manager (Civil)
 Khirvire Wind Power Station
 SIVN, Ch. Road, Maharashtra

[Signature]
Assistant Engineer (QC)
 MSEDCLtd.Akole, Sub Div.

[Signature]
N. L. Shelke
Dy. Executive Engineer
 M.S.E.D.Co. Ltd.
 Sub.Dn., Akole

[Signature]
EXECUTIVE ENGINEER
 M.S.E.D.C.LTD. SANGAMNER DIVISION

| KVARh Q3 | Rate A | Rate B | Rate C | Rate D | Rate E | Rate F | Rate G | Rate H | Total |
|------------|---------------------|---------------------|---------------------|---------------------|--------|--------|--------|--------|---------------------|
| Energy | 440.8625 | 510.0975 | 168.7475 | 231.6275 | 0 | 0 | 0 | 0 | 1351.335 |
| Max Demand | 0.11 | 0.08 | 0.1 | 0.09 | 0 | 0 | 0 | 0 | 0.11 |
| Date_Time | 31-10-2025 01:54:00 | 29-10-2025 16:09:00 | 11-10-2025 11:54:00 | 29-10-2025 20:49:00 | | | | | 31-10-2025 01:54:00 |
| Cum Demand | 18.21 | 29.11 | 17.75 | 16.32 | 0 | 0 | 0 | 0 | 33.98 |
| KVARh Q2 | Rate A | Rate B | Rate C | Rate D | Rate E | Rate F | Rate G | Rate H | Total |
| Energy | 0.21 | 0.81 | 0.3725 | 3.855 | 0 | 0 | 0 | 0 | 5.2475 |
| KVARh Q4 | Rate A | Rate B | Rate C | Rate D | Rate E | Rate F | Rate G | Rate H | Total |
| Energy | 1266.775 | 1286.4 | 366.915 | 743.4925 | 0 | 0 | 0 | 0 | 3683.5825 |
| Avg PF del | Rate A | Rate B | Rate C | Rate D | Rate E | Rate F | Rate G | Rate H | Total |
| Energy | 0.9981 | 0.9978 | 0.9978 | 0.9976 | 0 | 0 | 0 | 0 | 0.9978 |
| Avg PF rec | Rate A | Rate B | Rate C | Rate D | Rate E | Rate F | Rate G | Rate H | Total |
| Energy | 0.5288 | 0.641 | 0.628 | 0.5811 | 0 | 0 | 0 | 0 | 0.5926 |



Dy. General Manager (Civil)
 Khirvire Wind Power Station
 SJVN Limited, Maharashtra

Hashir R
 Assistant Engineer (QC)
 MSEDCLtd.Akole, Sub Div.

N. L. Shelke
 Dy. Executive Engineer
 M.S.E.D.Co. Ltd.
 Sub.Div., Akole

EXECUTIVE ENGINEER
 M.S.E.D.C.LTD. SANGAMNER DIVISION

Section Name: Previous 1

Meter ID:16595595

Date : 01-11-2025 00:00:00

Device Name: A1800

| KWh del | Rate A | Rate B | Rate C | Rate D | Rate E | Rate F | Rate G | Rate H | Total |
|------------|---------------------|---------------------|---------------------|---------------------|--------|--------|--------|--------|---------------------|
| Energy | 59224.815 | 60724.605 | 18100.0775 | 30745.8175 | 0 | 0 | 0 | 0 | 168795.315 |
| Max Demand | 6.51 | 7.27 | 4.89 | 6.03 | 0 | 0 | 0 | 0 | 7.27 |
| Date_Time | 24-10-2025 00:04:00 | 30-10-2025 14:09:00 | 01-10-2025 11:44:00 | 02-10-2025 21:09:00 | | | | | 30-10-2025 14:09:00 |
| Cum Demand | 1388.61 | 1395.89 | 1193.5 | 1138.82 | 0 | 0 | 0 | 0 | 1566 |
| KWh rec | Rate A | Rate B | Rate C | Rate D | Rate E | Rate F | Rate G | Rate H | Total |
| Energy | 342.645 | 442.885 | 165.525 | 142.1475 | 0 | 0 | 0 | 0 | 1093.2025 |
| Max Demand | 0.06 | 0.06 | 0.06 | 0.06 | 0 | 0 | 0 | 0 | 0.06 |
| Date_Time | 31-10-2025 02:39:00 | 29-10-2025 17:04:00 | 31-10-2025 11:44:00 | 31-10-2025 20:44:00 | | | | | 31-10-2025 20:44:00 |
| Cum Demand | 11.33 | 26.25 | 15.14 | 24.9 | 0 | 0 | 0 | 0 | 27.86 |
| KVAh Q1 | Rate A | Rate B | Rate C | Rate D | Rate E | Rate F | Rate G | Rate H | Total |
| Energy | 59265.1175 | 60770.7675 | 18114.335 | 30765.27 | 0 | 0 | 0 | 0 | 168915.49 |
| Max Demand | 6.52 | 7.28 | 4.89 | 6.04 | 0 | 0 | 0 | 0 | 7.28 |
| Date_Time | 24-10-2025 00:04:00 | 30-10-2025 14:09:00 | 01-10-2025 11:44:00 | 02-10-2025 21:09:00 | | | | | 30-10-2025 14:09:00 |
| Cum Demand | 1388.89 | 1399.93 | 1197.57 | 1137.14 | 0 | 0 | 0 | 0 | 1570.04 |
| KVAh rec | Rate A | Rate B | Rate C | Rate D | Rate E | Rate F | Rate G | Rate H | Total |
| Energy | 493.7025 | 612.2625 | 220.4025 | 251.9675 | 0 | 0 | 0 | 0 | 1578.335 |
| Max Demand | 0.11 | 0.1 | 0.11 | 0.1 | 0 | 0 | 0 | 0 | 0.11 |
| Date_Time | 31-10-2025 02:39:00 | 09-10-2025 07:59:00 | 11-10-2025 11:54:00 | 29-10-2025 20:44:00 | | | | | 31-10-2025 02:39:00 |
| Cum Demand | 18.74 | 38.16 | 22.17 | 36.9 | 0 | 0 | 0 | 0 | 42.53 |
| KVARh Q1 | Rate A | Rate B | Rate C | Rate D | Rate E | Rate F | Rate G | Rate H | Total |
| Energy | 1568.0225 | 1636.03 | 498.3425 | 780.9025 | 0 | 0 | 0 | 0 | 4485.2975 |
| Max Demand | 0.32 | 0.36 | 0.3 | 0.34 | 0 | 0 | 0 | 0 | 0.36 |
| Date_Time | 23-10-2025 23:54:00 | 30-10-2025 14:09:00 | 01-10-2025 11:49:00 | 02-10-2025 21:09:00 | | | | | 30-10-2025 14:09:00 |
| Cum Demand | 27.84 | 39.16 | 35.58 | 24.9 | 0 | 0 | 0 | 0 | 41.76 |



Dy. General Manager (Civil)
Khirvire Wind Power Station
SJVN Limited, Maharashtra

Assistant Engineer (QC)
MSEDC Ltd, Akole, Sub Div.

N. L. Shelke
Dy. Executive Engineer
M.S.E.D. Co. Ltd.
Sub.Dn., Akole

EXECUTIVE ENGINEER
M.S.E.D. CO. LTD., SANGAMNER DIVISION

| KVARh Q3 | Rate A | Rate B | Rate C | Rate D | Rate E | Rate F | Rate G | Rate H | Total |
|------------|---------------------|---------------------|---------------------|---------------------|--------|--------|--------|--------|---------------------|
| Energy | 324.3275 | 373.485 | 124.485 | 192.48 | 0 | 0 | 0 | 0 | 1014.7775 |
| Max Demand | 0.09 | 0.08 | 0.09 | 0.08 | 0 | 0 | 0 | 0 | 0.09 |
| Date_Time | 31-10-2025 02:44:00 | 09-10-2025 08:04:00 | 11-10-2025 11:59:00 | 29-10-2025 20:44:00 | | | | | 31-10-2025 02:44:00 |
| Cum Demand | 14.89 | 26.96 | 15.71 | 15.09 | 0 | 0 | 0 | 0 | 31.4 |
| KVARh Q2 | Rate A | Rate B | Rate C | Rate D | Rate E | Rate F | Rate G | Rate H | Total |
| Energy | 2.4375 | 5.6175 | 2.105 | 4.0775 | 0 | 0 | 0 | 0 | 14.2375 |
| KVARh Q4 | Rate A | Rate B | Rate C | Rate D | Rate E | Rate F | Rate G | Rate H | Total |
| Energy | 1152.14 | 1116.06 | 330.9525 | 695.61 | 0 | 0 | 0 | 0 | 3294.7625 |
| Avg PF del | Rate A | Rate B | Rate C | Rate D | Rate E | Rate F | Rate G | Rate H | Total |
| Energy | 0.9988 | 0.998 | 0.9979 | 0.9982 | 0 | 0 | 0 | 0 | 0.9982 |
| Avg PF rec | Rate A | Rate B | Rate C | Rate D | Rate E | Rate F | Rate G | Rate H | Total |
| Energy | 0.5663 | 0.7274 | 0.6987 | 0.635 | 0 | 0 | 0 | 0 | 0.6554 |



[Signature]
Dy. General Manager (Civil)
 Khirvire Wind Power Station
 SJVN Limited, Maharashtra

[Signature]
Assistant Engineer (QC)
 MSEDCLtd.Akole, Sub Div.

[Signature]
N. L. Shelke
 Dy. Executive Engineer
 M.S.E.D. Co. Ltd.
 Sub.Div., Akole

[Signature]
EXECUTIVE ENGINEER
 M.S.E.D.C.LTD. SANGAMNER DIVISION

Section Name: Previous 1

Meter ID:16595596

Date : 01-11-2025 00:00:00

Device Name: A1800

| KWh del | Rate A | Rate B | Rate C | Rate D | Rate E | Rate F | Rate G | Rate H | Total |
|------------|---------------------|---------------------|---------------------|---------------------|--------|--------|--------|--------|---------------------|
| Energy | 59255.395 | 60821.945 | 18131.2675 | 30781.2875 | 0 | 0 | 0 | 0 | 168989.895 |
| Max Demand | 6.53 | 7.27 | 4.89 | 6.04 | 0 | 0 | 0 | 0 | 7.27 |
| Date_Time | 23-10-2025 23:59:00 | 30-10-2025 14:04:00 | 01-10-2025 11:39:00 | 02-10-2025 21:04:00 | | | | | 30-10-2025 14:04:00 |
| Cum Demand | 1403.18 | 1407.9 | 1206.18 | 1138.43 | 0 | 0 | 0 | 0 | 1578.45 |
| KWh rec | Rate A | Rate B | Rate C | Rate D | Rate E | Rate F | Rate G | Rate H | Total |
| Energy | 345.895 | 446.3925 | 164.845 | 142.82 | 0 | 0 | 0 | 0 | 1099.9525 |
| Max Demand | 0.06 | 0.06 | 0.06 | 0.06 | 0 | 0 | 0 | 0 | 0.06 |
| Date_Time | 31-10-2025 02:34:00 | 31-10-2025 06:19:00 | 31-10-2025 11:44:00 | 31-10-2025 20:39:00 | | | | | 31-10-2025 20:39:00 |
| Cum Demand | 11.45 | 26.44 | 15.23 | 25.05 | 0 | 0 | 0 | 0 | 28 |
| KVAh Q1 | Rate A | Rate B | Rate C | Rate D | Rate E | Rate F | Rate G | Rate H | Total |
| Energy | 59295.735 | 60867.895 | 18145.5525 | 30800.7 | 0 | 0 | 0 | 0 | 169109.8825 |
| Max Demand | 6.53 | 7.28 | 4.9 | 6.05 | 0 | 0 | 0 | 0 | 7.28 |
| Date_Time | 23-10-2025 23:59:00 | 30-10-2025 14:04:00 | 01-10-2025 11:39:00 | 02-10-2025 21:04:00 | | | | | 30-10-2025 14:04:00 |
| Cum Demand | 1403.48 | 1411.97 | 1210.24 | 1138.7 | 0 | 0 | 0 | 0 | 1582.47 |
| KVAh rec | Rate A | Rate B | Rate C | Rate D | Rate E | Rate F | Rate G | Rate H | Total |
| Energy | 496.2725 | 617.39 | 218.5475 | 252.2325 | 0 | 0 | 0 | 0 | 1584.4425 |
| Max Demand | 0.11 | 0.1 | 0.11 | 0.1 | 0 | 0 | 0 | 0 | 0.11 |
| Date_Time | 31-10-2025 02:34:00 | 29-10-2025 16:09:00 | 11-10-2025 11:49:00 | 29-10-2025 20:44:00 | | | | | 31-10-2025 02:34:00 |
| Cum Demand | 18.69 | 38.53 | 22.13 | 36.93 | 0 | 0 | 0 | 0 | 42.66 |
| KVARh Q1 | Rate A | Rate B | Rate C | Rate D | Rate E | Rate F | Rate G | Rate H | Total |
| Energy | 1565.4475 | 1635.2875 | 497.6925 | 779.91 | 0 | 0 | 0 | 0 | 4478.3375 |
| Max Demand | 0.31 | 0.36 | 0.3 | 0.34 | 0 | 0 | 0 | 0 | 0.36 |
| Date_Time | 24-10-2025 00:04:00 | 30-10-2025 14:04:00 | 01-10-2025 11:39:00 | 02-10-2025 21:09:00 | | | | | 30-10-2025 14:04:00 |
| Cum Demand | 27.94 | 39.12 | 35.6 | 24.94 | 0 | 0 | 0 | 0 | 41.7 |



[Signature]
Dy. General Manager (Civil)
 Khirvire Wind Power Station
 SJVN Limited, Maharashtra

[Signature]
Assistant Engineer (QC)
 MSEDCLtd,Akoie, Sub Div.

[Signature]
N. L. Shelke
 Dy.Executive Engineer
 M.S.E.D.Co. Ltd.
 Sub.Dn., Akole

[Signature]
EXECUTIVE ENGINEER
 M.S.E.D.C.LTD. SANGAMNER DIVISION

| KVARh Q3 | Rate A | Rate B | Rate C | Rate D | Rate E | Rate F | Rate G | Rate H | Total |
|------------|---------------------|---------------------|---------------------|---------------------|--------|--------|--------|--------|---------------------|
| Energy | 324.2675 | 376.795 | 122.6075 | 192.3375 | 0 | 0 | 0 | 0 | 1016.0075 |
| Max Demand | 0.09 | 0.08 | 0.09 | 0.08 | 0 | 0 | 0 | 0 | 0.09 |
| Date_Time | 31-10-2025 02:34:00 | 18-10-2025 16:04:00 | 11-10-2025 11:54:00 | 29-10-2025 20:44:00 | | | | | 31-10-2025 02:34:00 |
| Cum Demand | 14.76 | 27.32 | 15.68 | 15.19 | 0 | 0 | 0 | 0 | 31.45 |
| KVARh Q2 | Rate A | Rate B | Rate C | Rate D | Rate E | Rate F | Rate G | Rate H | Total |
| Energy | 2.5525 | 5.5825 | 2.1625 | 4.065 | 0 | 0 | 0 | 0 | 14.3525 |
| KVARh Q4 | Rate A | Rate B | Rate C | Rate D | Rate E | Rate F | Rate G | Rate H | Total |
| Energy | 1155.7225 | 1126.115 | 332.6675 | 702.2075 | 0 | 0 | 0 | 0 | 3316.7125 |
| Avg PF del | Rate A | Rate B | Rate C | Rate D | Rate E | Rate F | Rate G | Rate H | Total |
| Energy | 0.9986 | 0.998 | 0.998 | 0.9982 | 0 | 0 | 0 | 0 | 0.9982 |
| Avg PF rec | Rate A | Rate B | Rate C | Rate D | Rate E | Rate F | Rate G | Rate H | Total |
| Energy | 0.5671 | 0.7238 | 0.7004 | 0.6358 | 0 | 0 | 0 | 0 | 0.6545 |



[Signature]
Dy. General Manager (Civil)
 Khirvire Wind Power Station
 SJVN Limited, Maharashtra

[Signature]
Assistant Engineer (QC)
 MSEDCLtd.Akole, Sub Div.

[Signature]
N. L. Shelke
 Dy. Executive Engineer
 M.S.E.D. Co. Ltd.
 Sub. Dn., Akole

[Signature]
EXECUTIVE ENGINEER
 M.S.E.D.C.LTD. SANGAMNER DIVISION