

# एसजेवीएन लिमिटेड SJVN Limited

(भारत सरकार एवं हिमाचल प्रदेश सरकार का संयुक्त उपक्रम)  
(A Joint Venture of Govt. of India & Govt. of Himachal Pradesh)

नवरत्न सी. पी. एस. ई.  
A Navratna CPSE

CIN No : L40101HP1988GOI008409



Ref No: SJVN/C&SO/2025-26/ 1600

Date : 04-12-2025

To,  
Chief Engineer (Renewable Energy),  
5<sup>th</sup> Floor, Prakashgad, A K Juneg, Bandra (East), Mumbai – 400051

**Sub: Regarding submission of Monthly Energy Bills for Nov, 2025 towards sale of Energy to MSEDCL.**

Dear Sir,

We are enclosing herewith the following data for Nov 2025 for processing our energy bills of this period. The due date of payment of these energy bills is 02.02.2026.

The copy of the Energy Bill is also available at our web-site i.e. www.sjvn.nic.in

The Following are the details attached:

1. Invoices for Nov 2025 as per detail appended below (Exhibit-I)
2. A detail of percentage Generation of each WEG for Nov 2025 (Exhibit-II)
3. Energy breakup report for Nov 2025 in respect of Feeder No. 1 & 2. (Exhibit-III)

Sr. No.	Feeder No.	Bill for the Month	Invoice No.& Date	Total Amount of Invoice (In Rs)
1	Feeder No.1	Nov-2025	MSEDCL/25/Nov-01, Dated: 04-12-2025	20,18,958.00
2			MSEDCL/25/Nov-03, Dated: 04-12-2025	15,51,342.00
3			MSEDCL/25/Nov-05, Dated: 04-12-2025	1,34,881.00
4			MSEDCL/25/Nov-07, Dated: 04-12-2025	1,85,514.00
5			MSEDCL/25/Nov-11, Dated: 04-12-2025	1,75,740.00
6			MSEDCL/25/Nov-12, Dated: 04-12-2025	1,42,345.00
Total				42,08,780.00
1	Feeder No.2	Nov-2025	MSEDCL/25/ Nov -02, Dated: 04-12-2025	13,06,385.00
2			MSEDCL/25/ Nov -04, Dated: 04-12-2025	4,39,509.00
3			MSEDCL/25/ Nov -06, Dated: 04-12-2025	3,72,381.00
4			MSEDCL/25/ Nov -08, Dated: 04-12-2025	7,11,884.00
5			MSEDCL/25/ Nov -09, Dated: 04-12-2025	3,43,210.00
6			MSEDCL/25/ Nov -10, Dated: 04-12-2025	2,75,836.00
Total				34,49,205.00
Grand Total				76,57,985.00

*Dilish Rana*

कॉरपोरेट मुख्यालय : शक्ति सदन, शनान,  
शिमला - 171006 (हि.प्र.) [www.sjvn.nic.in](http://www.sjvn.nic.in)  
दूरभाष : 0177-2660003/4/5/6 फैक्स : 0177-2660001  
सम्पर्क कार्यालय : ऑफिस ब्लॉक, टावर - 1, 6 वीं मंजिल  
एनबीसीसी कॉम्प्लेक्स, पूर्वी किदवई नगर, नई दिल्ली-110023  
दूरभाष : 011-61901919 फैक्स : 011-61901915

**Dilish Rana**  
Sr. Manager (C&SO)

**SJVN Limited, Shakti Sadan,**  
**Shanan, Shimla-171006 (H.P.)**

Corporate H.Q.: Shakti Sadan, Shanan,  
Shimla-171006, (H.P.) [www.sjvn.nic.in](http://www.sjvn.nic.in)  
Tele: 0177-2660003/4/5/6, Fax: 0177-2660001  
Regional Office: Office Block, Tower-1, 6th Floor,  
NBCC Complex, East Kidwai Nagar, New Delhi-110023  
Tele: 011-61901919, Fax: 011-61901915

अपने तथा राष्ट्र के हित में ऊर्जा की बचत करें |

SAVE ENERGY FOR BENEFIT OF SELF AND NATION

# एसजेवीएन लिमिटेड SJVN Limited

(भारत सरकार एवं हिमाचल प्रदेश सरकार का संयुक्त उपक्रम)  
(A Joint Venture of Govt. of India & Govt. of Himachal Pradesh)

नवरत्न सी. पी. एस. ई.

A Navratna CPSE

CIN No : L40101HP1988GOI008409



We would also like to bring your kind notice regarding the outstanding dues of energy charges and late payment surcharge payable as on 30-11-2025 by MSEDCL which is as under: -

1. Outstanding amount of energy charges accumulated ending Nov 2025	=	3,48,21,929.00
2. The energy bills for the month of Nov 2025 (Details as shown above)	=	76,57,985.00
<b>A. Total Energy Bills Outstanding (1+2)</b>	=	<b>4,24,79,914.00</b>
3. Late payment surcharge accumulated ending 30-11-2025	=	13,82,35,924.00
<b>4. Total (A+3)</b>	=	<b>18,07,15,838.00</b>

*The bill is to be paid in full by the due date notwithstanding by difference or dispute regarding the accuracy of bill for which adjustment, if any would be carried out Novurately or in next month energy bill. Bank charges, if any would be the responsibility of the beneficiary.*

Your early action for processing our energy bills and releasing the payment of outstanding dues of energy charges and late payment surcharge (shown above) shall be highly appreciated.

Thanking you,

Yours Faithfully,

For & on behalf of SJVN Limited

**Dilesh Rana**

Authorized Signatory

Encl. : As above  
**Sr. Manager (C&SO)**  
**SJVN Limited, Shakti Sadan,**  
**Shanan, Shimla-171006 (HP)**

CC:

1. The Superintending Engineer, MSEDCL, Ahmed Nagar Circle, Maharashtra. -414001
2. AGM (RE), Maharashtra State Electricity Distribution Co. Ltd. (MSEDCL), Prakashgad, Plot No. G-9, Bandra (E), Mumbai – 400051
3. General Manager (PP), Maharashtra State Electricity Distribution Co. Ltd. Prakashgad, Plot No. G-9, Bandra (E), Mumbai – 400051

कॉरपोरेट मुख्यालय : शक्ति सदन, शनान,  
शिमला - 171006 (हि.प्र.) [www.sjvn.nic.in](http://www.sjvn.nic.in)

दूरभाष : 0177-2660003/4/5/6 फैक्स : 0177-2660001

सम्पर्क कार्यालय : ऑफिस ब्लॉक, टावर - 1, 6 वीं मंजिल,

एनबीसीसी कॉम्प्लेक्स, पूर्वी किदवाई नगर, नई दिल्ली-110023

दूरभाष : 011-61901919 फैक्स : 011-61901915

Corporate H.Q.: Shakti Sadan, Shanan,  
Shimla-171006, (H.P.) [www.sjvn.nic.in](http://www.sjvn.nic.in)

Tele: 0177-2660003/4/5/6, Fax: 0177-2660001

Liaison Office: Office Block, Tower-1, 6th Floor,

NBCC Complex, East Kidwai Nagar, New Delhi-110023

Tele: 011-61901919, Fax: 011-61901915

अपने तथा राष्ट्र के हित में ऊर्जा की बचत करें |

SAVE ENERGY FOR BENEFIT OF SELF AND NATION



एस जेवोएन लिमिटेड  
(भारत सरकार और दिग्गजत प्रदेश सरकार का एक संयुक्त उपक्रम)  
A Navratna CPSE  
ISO 9001:2015 प्रमाणित कंपनी  
कार्यालय: सर्वोपदेश और प्रशासकीय प्रशासन विभाग, शक्ति सदन  
एनएच-17, शिमला, हिमाचल प्रदेश, भारत - 171006  
Email: sjvn@sjvn.co.in, sjvn@sjvn.com

**SJVN Limited**  
**Commercial & System Operation Department**  
**47.6MW (56x850KW) Khirvire Wind Power Project**

Sr. No.	Feeder No.	Bill for the Month	Invoice No.& Date	Total Amount of Invoice(In Rs)	Operating Charges Deducted(In Rs)	Net Amount Payable to SJVN (In Rs)
1	FEEDER1	November-2	MSEDCL/25/NOV-1,Dated:04.12.2025	2,038,958.00	20,000.00	2,018,958.00
2	FEEDER1	November-2	MSEDCL/25/NOV-3,Dated:04.12.2025	1,571,342.00	20,000.00	1,551,342.00
3	FEEDER1	November-2	MSEDCL/25/NOV-5,Dated:04.12.2025	134,881.00	0.00	134,881.00
4	FEEDER1	November-2	MSEDCL/25/NOV-7,Dated:04.12.2025	185,514.00	0.00	185,514.00
5	FEEDER1	November-2	MSEDCL/25/NOV-11,Dated:04.12.2025	175,740.00	0.00	175,740.00
6	FEEDER1	November-2	MSEDCL/25/NOV-12,Dated:04.12.2025	142,345.00	0.00	142,345.00
Total				4,248,780.00	40,000.00	4,208,780.00

Sr. No.	Feeder No.	Bill for the Month	Invoice No.& Date	Total Amount of Invoice(In Rs)	Operating Charges Deducted(In Rs)	Net Amount Payable to SJVN (In Rs)
1	FEEDER2	November-2	MSEDCL/25/NOV-2,Dated:04.12.2025	1,326,385.00	20,000.00	1,306,385.00
2	FEEDER2	November-2	MSEDCL/25/NOV-4,Dated:04.12.2025	449,509.00	10,000.00	439,509.00
3	FEEDER2	November-2	MSEDCL/25/NOV-6,Dated:04.12.2025	382,381.00	10,000.00	372,381.00
4	FEEDER2	November-2	MSEDCL/25/NOV-8,Dated:04.12.2025	721,884.00	10,000.00	711,884.00
5	FEEDER2	November-2	MSEDCL/25/NOV-9,Dated:04.12.2025	353,210.00	10,000.00	343,210.00
6	FEEDER2	November-2	MSEDCL/25/NOV-10,Dated:04.12.2025	275,836.00	0.00	275,836.00
Total				3,509,205.00	60,000.00	3,449,205.00
Grand Total				7,757,985.00	100,000.00	7,657,985.00

  
Dilesh Rana  
Sr. Manager (C&SO)  
SJVN Limited, Shakti Sadan,  
Shanan, Shimla-171006 (HP)



**एसजेवीएन लिमिटेड**  
 (भारत सरकार और हिमाचल प्रदेश सरकार का एक संयुक्त उपक्रम)  
 A Navratna CPSE  
 ISO 9001:2015 प्रमाणित कंपनी  
 कॉर्पोरेट ग्राहक और प्रणाली प्रचालन विभाग, शक्ति सदन  
 एसजेवीएन कॉर्पोरेट मुख्यालय, शनान, शिमला - 171006  
 Email: sjvn.cso@sjvn.ltd.in, gmcsosjvn@gmail.com

**SJVN Limited**  
**Commercial & System Operation Department**

GSTIN No. 27AAICS1307F1ZM  
 CIN: L40101HP1988GOI008409

**INVOICE**

EPA NO:- Comm/CP/Wind/EPA/SJVN/No.25302 DATED 11.08.2014 for  
 21.250 MW( 25 X 0.85 MW ) Commissioned on 20.01.2014

INVOICE NO: MSEDCL/25/NOV-1

Date: 04.12.2025

GKA-42,43,46, 37, 50, 45, 48, 41, 02, 47, 15, 54, 14N

To,  
 Chief Engineer (RE),  
 5th Floor, Prakashgad, Bandra (East),  
 Mumbai-51.

DOC: 20.01.2014

JMR MONTH: November-2

Feeder No:- 132/33 KV Kombhalane S/S FEEDER1

Bill of Month: NOV-25

JMR Outward No:- 04863 Dated 03.12.2025

Due Date of Payment of Energy Bill:-

JMR Period:- 01.11.2025 To 01.12.2025

Sr No	Particulars				Quantity kWh	Rate Rs Per kWh	Amount(in Rs)
1.	NET KWH IMPORT TO MSEDCL				351,106.84496	5.81	2,039,931.00
	MONTH	Import kWh	Export kWh	Net Import kWh			
	NOV-25	357,779.10600	6,672.26104	351,106.84496			
	NET kWh UNITS FOR BILLING			351,106.84496			
2.	Less: REACTIVE POWER				9,730.75504	0.10	973.00
	Total RkVAh export from the GRID MSEDCL to our Wind Energy Converters & Total RkVAh Export from the Wind Energy Converters to MSEDCL as per certificate from MSEDCL, 0.1Rs/kVAh for less of 10% of active energy and @ 0.25 Rs/ kVAh for Excess of 10% of Import kWh						
	MONTH	Import kVAh Units for Billing			0.00000	0.25	0.00
	NOV-25	9,730.75504					973.00
Total (1-2):							2,038,958.00
Rounded Off:							2,038,958
As Per EPA Clause No: 8.03, deduction of Operating charges							20,000
Net Payable Amount:							2,018,958

Terms & Conditions are as per EPA entered between M/s.SJVN Ltd. & MSEDCL

Please remit the payment by way of RTGS to our A/c No. SJVNKW13WD0041 of State Bank of India , New Delhi Branch, having IFSC Code no. SBIN0004266 in Favour of SJVN Ltd.

M/S SJVN Ltd.

(Authorized Signatory)

**Dilesh Rana**  
 Sr. Manager (C&SO)  
 SJVN Limited, Shakti Sadan,  
 Shanau, Shimla-171006 (HP)




एसजेवीएन लिमिटेड  
(भारत सरकार और हिमाचल प्रदेश सरकार का एक संयुक्त उपक्रम)  
A Navratna CPSE  
ISO 9001:2015 प्रमाणित कंपनी  
कॉर्पोरेट वाणिज्यिक और प्रणाली प्रचालन विभाग, शक्ति सदन  
एसजेवीएन कॉर्पोरेट मुख्यालय, शनान, शिमला - 171006  
Email: sjvn.cso@sjvn.nic.in, gmcso@sjvn@gmail.com

**SJVN Limited**  
**Commercial & System Operation Department**

GSTIN No. 27AAICS1307F1ZM  
CIN: L40101HP1988GOI008409

**INVOICE**

EPA NO:- Comm/CP/Wind/EPA/SJVN/No.25301 DATED 11.08.2014 for 14.450 MW( 17 X 0.85 MW ) Commissioned on .31.01.2014		INVOICE NO: MSEDCL/25/NOV-3					
		Date: 04.12.2025					
		GKA-20, 36, 06, 09, 17, 40, 10, 68, GAK-66, 01, 67, 43N1					
To, Chief Engineer (RE), 5th Floor, Prakashgad, Bandra (East), Mumbai-51.		DOC: 31.01.2014					
		JMR MONTH: November-2					
		Feeder No:- 132/33 KV Kombhalane S/S FEEDER1					
		Bill of Month: NOV-25					
		JMR Outward No:- 04863 Dated 03.12.2025					
Due Date of Payment of Energy Bill:-		JMR Period:- 01.11.2025 To 01.12.2025					
Sr No	Particulars				Quantity kWh	Rate Rs Per kWh	Amount(in Rs)
1.	NET KWH IMPORT TO MSEDCL				270,583.80184	5.81	1,572,092.00
	MONTH	Import kWh	Export kWh	Net Import kWh			
	NOV-25	275,725.84275	5,142.04091	270,583.80184			
	NET kWh UNITS FOR BILLING			270,583.80184			
2.	Less: REACTIVE POWER				7,499.09816	0.10	750.00
	Total RkVAh export from the GRID MSEDCL to our Wind Energy Converters & Total RkVAh Export from the Wind Energy Converters to MSEDCL as per certificate from MSEDCL, 0.1Rs/kVAh for less of 10% of active energy and @ 0.25 Rs/ kVAh for Excess of 10% of Import kWh						
	MONTH	Import kVAh Units for Billing			0.00000	0.25	0.00
	NOV-25	7,499.09816					750.00
<b>Total (1-2):</b>							<b>1,571,342.00</b>
<b>Rounded Off:</b>							<b>1,571,342</b>
As Per EPA Clause No: 8.03, deduction of Operating charges							20,000
<b>Net Payable Amount:</b>							<b>1,551,342</b>
Terms & Conditions are as per EPA entered between M/s.SJVN Ltd. & MSEDCL							
Please remit the payment by way of RTGS to our A/c No. SJVNKW13WD0041 of State Bank of India , New Delhi Branch, having IFSC Code no. SBIN0004266 In Favour of SJVN Ltd.					M/S SJVN Ltd.		
					 (Authorized Signatory) <b>Dilesh Rana</b> Sr. Manager (C&SO) SJVN Limited, Shakti Sadan, Shanan, Shimla-171006 (HP)		



**एसजेवीएन लिमिटेड**  
(भारत सरकार और हिमाचल प्रदेश सरकार का एक संयुक्त उपक्रम)  
A Navratna CPSE  
ISO 9001:2015 प्रमाणित कंपनी  
कॉर्पोरेट कार्यालय और प्रणाली प्रचालन विभाग, शक्ति सदन  
एसजेवीएन कॉर्पोरेट मुख्यालय, शनान, शिमला - 171006  
Email: sjvn.cso@sjvn.nic.in, gmcsosjvn@gmail.com

**SJVN Limited**  
**Commercial & System Operation Department**

GSTIN No. 27AAICS1307F1ZM  
CIN: L40101HP1988GOI008409

**INVOICE**

EPA NO:- Comm/CP/Wind/EPA/SJVN/No.25671 DATED 14.08.2014 for 2.550 MW( 3 X 0.85 MW ) Commissioned on 20.02.2014

INVOICE NO: MSEDCL/25/NOV-5

Date: 04.12.2025

GAK-86

DOC: 20.02.2014

JMR MONTH: November-2

Feeder No:- 132/33 KV Kumbhalane S/S FEEDER1

Bill of Month: NOV-25

JMR Outward No:- 04863 Dated 03.12.2025

JMR Period:- 01.11.2025 To 01.12.2025

To,  
Chief Engineer (RE),  
5th Floor, Prakashgad, Bandra (East),  
Mumbai-51.

Due Date of Payment of Energy Bill:-

Sr No	Particulars				Quantity kWh	Rate Rs Per kWh	Amount(in Rs)
1.	<b>NET KWH IMPORT TO MSEDCL</b>				23,226.39187	5.81	134,945.00
	MONTH	Import kWh	Export kWh	Net Import kWh			
	NOV-25	23,667.77475	441.38288	23,226.39187			
	<b>NET kWh UNITS FOR BILLING</b>			23,226.39187			
2.	<b>Less: REACTIVE POWER</b>				643.70813	0.10	64.00
	Total RKVAH export from the GRID MSEDCL to our Wind Energy Converters & Total RKVAH Export from the Wind Energy Converters to MSEDCL as per certificate from MSEDCL, 0.1Rs/kVArh for less of 10% of active energy and @ 0.25 Rs/ kVArh for Excess of 10% of Import kWh						
	MONTH	Import kVArh Units for Billing			0.00000	0.25	0.00
	NOV-25	643.70813					64.00
<b>Total (1-2):</b>							<b>134,881.00</b>
<b>Rounded Off:</b>							<b>134,881</b>
<b>As Per EPA Clause No: 8.03, deduction of Operating charges</b>							<b>0</b>
<b>Net Payable Amount:</b>							<b>134,881</b>

Terms & Conditions are as per EPA entered between M/s.SJVN Ltd. & MSEDCL

Please remit the payment by way of RTGS to our A/c No. SJVNKW13WD0041 of State Bank of India , New Delhi Branch, having IFSC Code no. SBIN0004266 in Favour of SJVN Ltd.

M/S SJVN Ltd.

*Dilesh Rana*  
(Authorized Signatory)  
**Dilesh Rana**  
Sr. Manager (C&SO)  
SJVN Limited, Shakti Sadan,  
Shanan, Shimla-171006 (HP)



एसजेवीएन लिमिटेड  
(भारत सरकार और हिमाचल प्रदेश सरकार का एक संयुक्त उपक्रम)  
A Navratna CPSE  
ISO 9001:2015 प्रमाणित कंपनी  
कॉर्पोरेट वाणिज्यिक और प्रणाली प्रचालन विभाग, शक्ति सदन  
एसजेवीएन कॉर्पोरेट मुख्यालय, शनान, शिमला - 171006  
Email: sjvn.cso@sjvn.nic.in, gmcsosjva@gmail.com

**SJVN Limited**  
**Commercial & System Operation Department**

GSTIN No. 27AAICS1307F1ZM  
CIN: L40101HP1988GOI008409

**INVOICE**

EPA NO:- Comm/CP/Wind/EPA/SJVN/No.25669 DATED 14.08.2014 for 5.100 MW( 6 X 0.85 MW ) Commissioned on 30.03.2014

INVOICE NO: MSEDCL/25/NOV-7

Date: 04.12.2025

GKA-19

To,  
Chief Engineer (RE),  
5th Floor, Prakashgad, Bandra (East),  
Mumbai-51.

DOC: 30.03.2014

JMR MONTH: November-2

Feeder No:- 132/33 KV Kombhalane S/S FEEDER1

Bill of Month: NOV-25

JMR Outward No:- 04863 Dated 03.12.2025

Due Date of Payment of Energy Bill:-

JMR Period:- 01.11.2025 To 01.12.2025

Sr No	Particulars				Quantity kWh	Rate Rs Per kWh	Amount(in Rs)
1.	<b>NET KWH IMPORT TO MSEDCL</b>				31,945.44750	5.81	185,603.00
	MONTH	Import kWh	Export kWh	Net Import kWh			
	NOV-25	32,552.52300	607.07550	31,945.44750			
	<b>NET kWh UNITS FOR BILLING</b>			31,945.44750			
2.	<b>Less: REACTIVE POWER</b>				885.35250	0.10	89.00
	Total RKVAH export from the GRID MSEDCL to our Wind Energy Converters & Total RKVAH Export from the Wind Energy Converters to MSEDCL as per certificate from MSEDCL, 0.1Rs/kVAh for less of 10% of active energy and @ 0.25 Rs/ kVAh for Excess of 10% of Import kWh						
	MONTH	Import kVAh Units for Billing			0.00000	0.25	0.00
	NOV-25	885.35250					89.00
<b>Total (1-2):</b>							<b>185,514.00</b>
<b>Rounded Off:</b>							<b>185,514</b>
As Per EPA Clause No: 8.03, deduction of Operating charges							0
<b>Net Payable Amount:</b>							<b>185,514</b>

Terms & Conditions are as per EPA entered between M/s.SJVN Ltd. & MSEDCL

Please remit the payment by way of RTGS to our A/c No. SJVNKW13WD0041 of State Bank of India , New Delhi Branch, having IFSC Code no. SBIN0004266 in Favour of SJVN Ltd.

M/S SJVN Ltd.

(Authorized Signatory)

*Dilish Rana*  
**Dilish Rana**  
Sr. Manager (C&SO)  
SJVN Limited, Shakti Sadan,  
Shanan, Shimla-171006 (HP)



**एसजेवीएन लिमिटेड**  
 (भारत सरकार और हिमाचल प्रदेश सरकार का एक संयुक्त उपक्रम)  
 A Navratna CPSE  
 ISO 9001:2015 प्रमाणित कंपनी  
 कॉर्पोरेट बालिजिक और प्रणाली प्रचालन विभाग, शक्ति सदन  
 एसजेवीएन कॉर्पोरेट मुख्यालय, शनान, शिमला - 171006  
 Email: sjvn.csos@sjvn.nic.in, gmcsosjvn@gmail.com

**SJVN Limited**  
**Commercial & System Operation Department**

**GSTIN No. 27AAICS1307F1ZM**  
**CIN: L40101HP1988GOI008409**

**INVOICE**

**EPA NO:- Comm/CP/Wind/EPA/SJVN/No.10562 DATED 06.05.2017 for 1.700 MW( 2 X 0.85 MW ) Commissioned on 15.04.2014**

**INVOICE NO: MSEDCL/25/NOV-11**

**Date: 04.12.2025**

**GKA-18**

**To,**  
**Chief Engineer (RE),**  
**5th Floor, Prakashgad, Bandra (East),**  
**Mumbai-51.**

**DOC: 15.04.2014**

**JMR MONTH: November-2**

**Feeder No:- 132/33 KV Kombhalane S/S FEEDER1**

**Bill of Month: NOV-25**

**JMR Outward No:- 04863 Dated 03.12.2025**

**Due Date of Payment of Energy Bill:-**

**JMR Period:- 01.11.2025 To 01.12.2025**

Sr No	Particulars	Quantity kWh	Rate Rs Per kWh	Amount(in Rs)			
1.	<b>NET KWH IMPORT TO MSEDCL</b>	30,846.40687	5.70	175,825.00			
	<b>MONTH</b>				<b>Import kWh</b>	<b>Export kWh</b>	<b>Net Import kWh</b>
	<b>NOV-25</b>				31,432.59675	586.18988	30,846.40687
	<b>NET kWh UNITS FOR BILLING</b>				30,846.40687		
2.	<b>Less: REACTIVE POWER</b>	854.89313	0.10	85.00			
	<b>Total RKVAH export from the GRID MSEDCL to our Wind Energy Converters &amp; Total RKVAH Export from the Wind Energy Converters to MSEDCL as per certificate from MSEDCL, 0.1Rs/kVAh for less of 10% of active energy and @ 0.25 Rs/ kVAh for Excess of 10% of Import kWh .</b>				0.00000	0.25	0.00
	<b>MONTH</b>	<b>Import kVAh Units for Billing</b>					
	<b>NOV-25</b>	854.89313		85.00			
<b>Total (1-2):</b>				<b>175,740.00</b>			
<b>Rounded Off:</b>				<b>175,740</b>			
<b>As Per EPA Clause No: 8.03, deduction of Operating charges</b>				<b>0</b>			
<b>Net Payable Amount:</b>				<b>175,740</b>			

**Terms & Conditions are as per EPA entered between M/s.SJVN Ltd. & MSEDCL**

**Please remit the payment by way of RTGS to our A/c No. SJVNKW13WD0041 of State Bank of India , New Delhi Branch, having IFSC Code no. SBIN0004266 in Favour of SJVN Ltd.**

**M/S SJVN Ltd.**

*Dilesh Rana*

**(Authorized Signatory)**

**Dilesh Rana**  
**Sr. Manager (C&SO)**  
**SJVN Limited, Shakti Sadan,**  
**Shanan, Shimla-171006 (HP)**



एसजेवीएन लिमिटेड  
(भारत सरकार और हिमाचल प्रदेश सरकार का एक संयुक्त उपक्रम)  
A Navratna CPSE  
ISO 9001:2015 प्रमाणित कंपनी  
कॉर्पोरेट वाणिज्यिक और प्रणाली प्रचालन विभाग, शक्ति सदन  
एसजेवीएन कॉर्पोरेट मुख्यालय, शानान, शिमला - 171006  
Email: sjvn.cso@sjvn.nic.in, gmcsosjvn@gmail.com

**SJVN Limited**  
**Commercial & System Operation Department**

GSTIN No. 27AAICS1307F1ZM  
CIN: L40101HP1988GOI008409

**INVOICE**

EPA NO:- Comm/CP/Wind/EPA/SJVN/No.10563 DATED 06.05.2017 for 0.850 MW( 1 X 0.85 MW ) Commissioned on 20.05.2014

INVOICE NO: MSEDCL/25/NOV-12

Date: 04.12.2025

GKA-51

To,  
Chief Engineer (RE),  
5th Floor, Prakashgad, Bandra (East),  
Mumbai-51.

DOC: 20.05.2014

JMR MONTH: November-2

Feeder No:- 132/33 KV Kombhalane S/S FEEDER1

Bill of Month: NOV-25

JMR Outward No:- 04863 Dated 03.12.2025

Due Date of Payment of Energy Bill:-

JMR Period:- 01.11.2025 To 01.12.2025

Sr No	Particulars				Quantity kWh	Rate Rs Per kWh	Amount(in Rs)
1.	<b>NET KWH IMPORT TO MSEDCL</b>				24,984.85687	5.70	142,414.00
	MONTH	Import kWh	Export kWh	Net Import kWh			
	NOV-25	25,459.65675	474.79988	24,984.85687			
	<b>NET kWh UNITS FOR BILLING</b>			24,984.85687			
2.	<b>Less: REACTIVE POWER</b>				692.44313	0.10	69.00
	Total RKVAH export from the GRID MSEDCL to our Wind Energy Converters & Total RKVAH Export from the Wind Energy Converters to MSEDCL as per certificate from MSEDCL, 0.1Rs/kVAh for less of 10% of active energy and @ 0.25 Rs/ kVAh for Excess of 10% of Import kWh						
	MONTH	Import kVAh Units for Billing			0.00000	0.25	0.00
	NOV-25	692.44313					69.00
<b>Total (1-2):</b>							<b>142,345.00</b>
<b>Rounded Off:</b>							<b>142,345</b>
As Per EPA Clause No: 8.03, deduction of Operating charges							0
<b>Net Payable Amount:</b>							<b>142,345</b>

Terms & Conditions are as per EPA entered between M/s.SJVN Ltd. & MSEDCL

Please remit the payment by way of RTGS to our A/c No. SJVNKW13WD0041 of State Bank of India , New Delhi Branch, having IFSC Code no. SBIN0004266 In Favour of SJVN Ltd.

M/S SJVN Ltd.

*Dilish Rana*

(Authorized Signatory)

**Dilish Rana**  
**Sr. Manager (C&SO)**  
**SJVN Limited, Shakti Sadan,**  
**Shanan, Shimla-171006 (HP)**



एसजेवीएन लिमिटेड  
(भारत सरकार और हिमाचल प्रदेश सरकार का एक संयुक्त उपक्रम)  
A Navratna CPSE  
ISO 9001:2015 प्रमाणित कंपनी  
कॉर्पोरेट वाणिज्यिक और प्रणाली प्रचालन विभाग, शक्ति सदन  
एसजेवीएन कॉर्पोरेट मुख्यालय, शनान, शिमला - 171006  
Email: sjvn.eso@sjvn.nic.in, gmcsosjvn@gmail.com

**SJVN Limited**  
**Commercial & System Operation Department**

GSTIN No. 27AAICS1307F1ZM  
CIN: L40101HP1988GOI008409

**INVOICE**

EPA NO:- Comm/CP/Wind/EPA/SJVN/No.25302 DATED 11.08.2014 for  
21.250 MW( 25 X 0.85 MW ) Commissioned on 20.01.2014

INVOICE NO: MSEDCL/25/NOV-2

Date: 04.12.2025

GKA-53,34 GKV-05,06,13, 18, 20, 12, 28, 14, 22N, 4N

To,  
Chief Engineer (RE),  
5th Floor, Prakashgad, Bandra (East),  
Mumbai-51.

DOC: 20.01.2014

JMR MONTH: November-2

Feeder No:- 132/33 KV Kombhalane S/S FEEDER2

Bill of Month: NOV-25

JMR Outward No:- 04863 Dated 03.12.2025

Due Date of Payment of Energy Bill:-

JMR Period:- 01.11.2025 To 01.12.2025

Sr No	Particulars				Quantity kWh	Rate Rs Per kWh	Amount(in Rs)
1.	NET KWH IMPORT TO MSEDCL				228,405.78224	5.81	1,327,038.00
	MONTH	Import kWh	Export kWh	Net Import kWh			
	NOV-25	233,952.14700	5,546.36476	228,405.78224			
	NET kWh UNITS FOR BILLING			228,405.78224			
2.	Less: REACTIVE POWER				6,534.20926	0.10	653.00
	Total RKVAH export from the GRID MSEDCL to our Wind Energy Converters & Total RKVAH Export from the Wind Energy Converters to MSEDCL as per certificate from MSEDCL, 0.1Rs/kVAh for less of 10% of active energy and @ 0.25 Rs/ kVAh for Excess of 10% of Import kWh						
	MONTH	Import kVAh Units for Billing			0.00000	0.25	0.00
	NOV-25	6,534.20926					

Total (1-2):

1,326,385.00

Rounded Off:

1,326,385

As Per EPA Clause No: 8.03, deduction of Operating charges

20,000

Net Payable Amount:

1,306,385

Terms & Conditions are as per EPA entered between M/s.SJVN Ltd. & MSEDCL

Please remit the payment by way of RTGS to our A/c No. SJVNKW13WD0041  
of State Bank of India , New Delhi Branch, having IFSC Code no.  
SBIN0004266 in Favour of SJVN Ltd.

M/S SJVN Ltd.

*Dilesh Rana*  
(Authorized Signatory)

**Dilesh Rana**  
Sr. Manager (C&SO)  
SJVN Limited, Shakti Sadan,  
Shanan, Shimla-171006 (HP)



**एसजेवीएन लिमिटेड**  
(भारत सरकार और हिमाचल प्रदेश सरकार का एक संयुक्त उपक्रम)  
A Navratna CPSE  
ISO 9001:2015 प्रमाणित कंपनी  
कॉर्पोरेट वाणिज्यिक और प्रणाली प्रचालन विभाग, शक्ति सदन  
एसजेवीएन कॉर्पोरेट मुख्यालय, शनान, शिमला - 171006  
Email: sjvn.cso@sjvn.nic.in, gmcsosjvn@gmail.com

**SJVN Limited**  
**Commercial & System Operation Department**

GSTIN No. 27AAICS1307F1ZM  
CIN: L40101HP1988GOI008409

**INVOICE**

EPA NO:- Comm/CP/Wind/EPA/SJVN/No.25301 DATED 11.08.2014 for  
14.450 MW( 17 X 0.85 MW ) Commissioned on 31.01.2014

INVOICE NO: MSEDCL/25/NOV-4

Date: 04.12.2025

GKV-50, 39, 21, 07, 28N1

To,  
Chief Engineer (RE),  
5th Floor, Prakashgad, Bandra (East),  
Mumbai-51.

DOC: 31.01.2014

JMR MONTH: November-2

Feeder No:- 132/33 KV Kumbhalane S/S FEEDER2

Bill of Month: NOV-25

JMR Outward No:- 04863 Dated 03.12.2025

Due Date of Payment of Energy Bill:-

JMR Period:- 01.11.2025 To 01.12.2025

Sr No	Particulars				Quantity kWh	Rate Rs Per kWh	Amount(in Rs)
1.	NET KWH IMPORT TO MSEDCL				77,406.19911	5.81	449,730.00
	MONTH	Import kWh	Export kWh	Net Import kWh			
	NOV-25	79,285.84950	1,879.65039	77,406.19911			
	NET kWh UNITS FOR BILLING			77,406.19911			
2.	Less: REACTIVE POWER				2,214.42864	0.10	221.00
	Total RkVAh export from the GRID MSEDCL to our Wind Energy Converters & Total RkVAh Export from the Wind Energy Converters to MSEDCL as per certificate from MSEDCL, 0.1Rs/kVArh for less of 10% of active energy and @ 0.25 Rs/ kVArh for Excess of 10% of Import kWh						
	MONTH	Import kVArh Units for Billing			0.00000	0.25	0.00
	NOV-25	2,214.42864					
Total (1-2):							449,509.00
Rounded Off:							449,509
As Per EPA Clause No: 8.03, deduction of Operating charges							10,000
Net Payable Amount:							439,509

Terms & Conditions are as per EPA entered between M/s.SJVN Ltd. & MSEDCL

Please remit the payment by way of RTGS to our A/c No. SJVNKW13WD0041 of State Bank of India , New Delhi Branch, having IFSC Code no. SBIN0004266 in Favour of SJVN Ltd.

M/S SJVN Ltd.

(Authorized Signatory)

**Dilish Rana**  
Sr. Manager (C&SO)  
SJVN Limited, Shakti Sadan,  
Shanan, Shimla-171006 (HP)



एसजेवीएन लिमिटेड

(भारत सरकार और हिमाचल प्रदेश सरकार का एक संयुक्त उपक्रम)  
A Navratna CPSE  
ISO 9001:2015 प्रमाणित कंपनी  
कॉर्पोरेट कार्यालय और प्रशासकीय प्रशासन विभाग, शक्ति सदन  
एसजेवीएन कॉर्पोरेट मुख्यालय, शनान, शिमला - 171006  
Email: sjvn.cso@sjvn.nic.in, gmcsosjvn@gmail.com

SJVN Limited  
Commercial & System Operation Department

GSTIN No. 27AAICS1307F1ZM  
CIN: L40101HP1988GOI008409

INVOICE

EPA NO:- Comm/CP/Wind/EPA/SJVN/No.25671 DATED 14.08.2014 for 2.550 MW( 3 X 0.85 MW ) Commissioned on 20.02.2014

INVOICE NO: MSEDCL/25/NOV-6

Date: 04.12.2025

GKV-23, GKA-52

To,  
Chief Engineer (RE),  
5th Floor, Prakashgad, Bandra (East),  
Mumbai-51.

DOC: 20.02.2014

JMR MONTH: November-2

Feeder No:- 132/33 KV Kombhalane S/S FEEDER2

Bill of Month: NOV-25

JMR Outward No:- 04863 Dated 03.12.2025

Due Date of Payment of Energy Bill:-

JMR Period:- 01.11.2025 To 01.12.2025

Sr No	Particulars				Quantity kWh	Rate Rs Per kWh	Amount(in Rs)
1.	NET KWH IMPORT TO MSEDCL				65,846.71199	5.81	382,569.00
	MONTH	Import kWh	Export kWh	Net Import kWh			
	NOV-25	67,445.66400	1,598.95201	65,846.71199			
	NET kWh UNITS FOR BILLING			65,846.71199			
2.	Less: REACTIVE POWER				1,883.73601	0.10	188.00
	Total RKVAH export from the GRID MSEDCL to our Wind Energy Converters & Total RKVAH Export from the Wind Energy Converters to MSEDCL as per certificate from MSEDCL, 0.1Rs/kVAh for less of 10% of active energy and @ 0.25 Rs/ kVAh for Excess of 10% of Import kWh						
	MONTH	Import kVAh Units for Billing			0.00000	0.25	0.00
	NOV-25	1,883.73601					
Total (1-2):							382,381.00
Rounded Off:							382,381
As Per EPA Clause No: 8.03, deduction of Operating charges							10,000
Net Payable Amount:							372,381

Terms & Conditions are as per EPA entered between M/s.SJVN Ltd. & MSEDCL

Please remit the payment by way of RTGS to our A/c No. SJVNKW13WD0041 of State Bank of India , New Delhi Branch, having IFSC Code no. SBIN0004266 in Favour of SJVN Ltd.

M/S SJVN Ltd.

(Authorized Signatory)

**Dilesh Rana**  
Sr. Manager (C&SO)  
SJVN Limited, Shakti Sadan,  
Shanan, Shimla-171006 (HP)



एसजेवीएन लिमिटेड  
(भारत सरकार और हिमाचल प्रदेश सरकार का एक संयुक्त उपक्रम)  
A Navratna CPSE  
ISO 9001:2015 प्रमाणित कंपनी  
कॉर्पोरेट वाणिज्यिक और प्रणाली प्रचालन विभाग, शक्ति सदन  
एसजेवीएन कॉर्पोरेट मुख्यालय, शनान, शिमला - 171006  
Email: sjvn.cs@sjvn.nic.in, gmcso@sjvn@gmail.com

**SJVN Limited**  
**Commercial & System Operation Department**

GSTIN No. 27AAICS1307F1ZM  
CIN: L40101HP1988GOI008409

**INVOICE**

EPA NO:- Comm/CP/Wind/EPA/SJVN/No.25669 DATED 14.08.2014 for 5.100 MW( 6 X 0.85 MW ) Commissioned on 30.03.2014

INVOICE NO: MSEDCL/25/NOV-8

Date: 04.12.2025

GKV-11, 19, 02, 03, 15

To,  
Chief Engineer (RE),  
5th Floor, Prakashgad, Bandra (East),  
Mumbai-51.

DOC: 30.03.2014

JMR MONTH: November-2

Feeder No:- 132/33 KV Kombhalane S/S FEEDER2

Bill of Month: NOV-25

JMR Outward No:- 04863 Dated 03.12.2025

Due Date of Payment of Energy Bill:-

JMR Period:- 01.11.2025 To 01.12.2025

Sr No	Particulars	Quantity kWh	Rate Rs Per kWh	Amount(in Rs)			
1.	<b>NET KWH IMPORT TO MSEDCL</b>	124,309.87724	5.81	722,240.00			
	MONTH				Import kWh	Export kWh	Net Import kWh
	NOV-25				127,328.48700	3,018.60976	124,309.87724
	<b>NET kWh UNITS FOR BILLING</b>				124,309.87724		
2.	<b>Less: REACTIVE POWER</b>	3,556.24426	0.10	356.00			
	Total RKVAH export from the GRID MSEDCL to our Wind Energy Converters & Total RKVAH Export from the Wind Energy Converters to MSEDCL as per certificate from MSEDCL, 0.1Rs/kVAh for less of 10% of active energy and @ 0.25 Rs/ kVAh for Excess of 10% of Import kWh				0.00000	0.25	0.00
	MONTH	Import kVAh Units for Billing					
	NOV-25	3,556.24426		356.00			
<b>Total (1-2):</b>				<b>721,884.00</b>			
<b>Rounded Off:</b>				<b>721,884</b>			
<b>As Per EPA Clause No: 8.03, deduction of Operating charges</b>				<b>10,000</b>			
<b>Net Payable Amount:</b>				<b>711,884</b>			

Terms & Conditions are as per EPA entered between M/s.SJVN Ltd. & MSEDCL

Please remit the payment by way of RTGS to our A/c No. SJVNKW13WD0041 of State Bank of India , New Delhi Branch, having IFSC Code no. SBIN0004266 in Favour of SJVN Ltd.

M/S SJVN Ltd.

  
(Authorized Signatory)

**Dilish Rana**  
**Sr. Manager (C&SO)**  
**SJVN Limited, Shakti Sadan,**  
**Shanan, Shimla-171006 (HP)**



**एसजेवीएन लिमिटेड**  
 (भारत सरकार और हिमाचल प्रदेश सरकार का एक संयुक्त उपक्रम)  
 A Navratna CPSE  
 ISO 9001:2015 प्रमाणित कंपनी  
 कॉर्पोरेट वाणिज्यिक और प्रणाली प्रचालन विभाग, शक्ति सदन  
 एसजेवीएन कॉर्पोरेट मुख्यालय, शनान, शिमला - 171006  
 Email: sjvn.cso@sjvn.nic.in, gmcsojvn@gmail.com

**SJVN Limited**  
**Commercial & System Operation Department**

GSTIN No. 27AAICS1307F1ZM  
 CIN: L40101HP1988GOI008409

**INVOICE**

EPA NO:- Comm/CP/Wind/EPA/SJVN/No.25670 DATED 14.08.2018 for 1.700 MW( 2 X 0.85 MW ) Commissioned on 22.03.2014

INVOICE NO: MSEDCL/25/NOV-9

Date: 04.12.2025

GKV-32, GKA-35

To,  
 Chief Engineer (RE),  
 5th Floor, Prakashgad, Bandra (East),  
 Mumbai-51.

DOC: 22.03.2014

JMR MONTH: November-2

Feeder No:- 132/33 KV Kumbhalane S/S FEEDER2

Bill of Month: NOV-25

JMR Outward No:- 04863 Dated 03.12.2025

Due Date of Payment of Energy Bill:-

JMR Period:- 01.11.2025 To 01.12.2025

Sr No	Particulars				Quantity kWh	Rate Rs Per kWh	Amount(in Rs)
1.	NET KWH IMPORT TO MSEDCL				60,823.47937	5.81	353,384.00
	MONTH	Import kWh	Export kWh	Net Import kWh			
	NOV-25	62,300.45250	1,476.97313	60,823.47937			
	NET kWh UNITS FOR BILLING			60,823.47937			
2.	Less: REACTIVE POWER				1,740.03188	0.10	174.00
	Total RkVAh export from the GRID MSEDCL to our Wind Energy Converters & Total RkVAh Export from the Wind Energy Converters to MSEDCL as per certificate from MSEDCL, 0.1Rs/kVArh for less of 10% of active energy and @ 0.25 Rs/ kVArh for Excess of 10% of Import kWh						
	MONTH	Import kVArh Units for Billing			0.00000	0.25	0.00
	NOV-25	1,740.03188					174.00
Total (1-2):							353,210.00
Rounded Off:							353,210
As Per EPA Clause No: 8.03, deduction of Operating charges							10,000
Net Payable Amount:							343,210

Terms & Conditions are as per EPA entered between M/s.SJVN Ltd. & MSEDCL

Please remit the payment by way of RTGS to our A/c No. SJVNKW13WD0041 of State Bank of India , New Delhi Branch, having IFSC Code no. SBIN0004266 in Favour of SJVN Ltd.

M/S SJVN Ltd.

*Dilshada*  
 (Authorized Signatory)  
 Sr. Manager (C&SO)  
 SJVN Limited, Shakti Sadan,  
 Shanana, Shimla-171006 (HP)



एसजेवीएन लिमिटेड  
(भारत सरकार और हिमाचल प्रदेश सरकार का एक संयुक्त उपक्रम)  
A Navratna CPSE  
ISO 9001:2015 प्रमाणित कंपनी  
कॉर्पोरेट वाणिज्यिक और प्रणाली प्रचालन विभाग, शक्ति सदन  
एसजेवीएन कॉर्पोरेट मुख्यालय, शानान, शिमला - 171006  
Email: sjvn.cs@sjvn.nic.in, gmcsosjva@gmail.com

**SJVN Limited**  
**Commercial & System Operation Department**

GSTIN No. 27AAICS1307F1ZM  
CIN: L40101HP1988GOI008409

**INVOICE**

EPA NO:- Comm/CP/Wind/EPA/SJVN/No.10562 DATED 06.05.2017 for 1.700 MW( 2 X 0.85 MW ) Commissioned on 15.04.2014

INVOICE NO: MSEDCL/25/NOV-10

Date: 04.12.2025

GKA-13

To,  
Chief Engineer (RE),  
5th Floor, Prakashgad, Bandra (East),  
Mumbai-51.

DOC: 15.04.2014

JMR MONTH: November-2

Feeder No:- 132/33 KV Kombhalane S/S FEEDER2

Bill of Month: NOV-25

JMR Outward No:- 04863 Dated 03.12.2025

Due Date of Payment of Energy Bill:-

JMR Period:- 01.11.2025 To 01.12.2025

Sr No	Particulars				Quantity kWh	Rate Rs Per kWh	Amount(in Rs)
1.	NET KWH IMPORT TO MSEDCL				48,416.70000	5.70	275,975.00
	MONTH	Import kWh	Export kWh	Net Import kWh			
	NOV-25	49,592.40000	1,175.70000	48,416.70000			
	NET kWh UNITS FOR BILLING			48,416.70000			
2.	Less: REACTIVE POWER				1,385.10000	0.10	139.00
	Total RKVAH export from the GRID MSEDCL to our Wind Energy Converters & Total RKVAH Export from the Wind Energy Converters to MSEDCL as per certificate from MSEDCL, 0.1Rs/kVAh for less of 10% of active energy and @ 0.25 Rs/ kVAh for Excess of 10% of Import kWh						
	MONTH	Import kVAh Units for Billing			0.00000	0.25	0.00
	NOV-25	1,385.10000					
Total (1-2):							275,836.00
Rounded Off:							275,836
As Per EPA Clause No: 8.03, deduction of Operating charges							0
Net Payable Amount:							275,836

Terms & Conditions are as per EPA entered between M/s.SJVN Ltd. & MSEDCL

Please remit the payment by way of RTGS to our A/c No. SJVNKW13WD0041 of State Bank of India , New Delhi Branch, having IFSC Code no. SBIN0004266 in Favour of SJVN Ltd.

M/S SJVN Ltd.

  
(Authorized Signatory)

**Dilesh Rana**  
Sr. Manager (C&SO)  
SJVN Limited, Shakti Sadan,  
Shanan, Shimla-171006 (HP)



SJVN Limited

Commercial &amp; System Operation Department

KHIRVIRE WIND POWER PROJECT

Detail of outstanding payment of Energy bills as on 30.11.2025 &amp; late payment surcharge payable by MSEDCL upto 30.11.2025

Sr. No.	Detail of outstanding Payment	Annexure- A	Remarks
		Amount payable up to 30.11.2025	
A	1 <b>Outstanding payment of Energy charges for Sept. 2014 to Nov 2025</b>		
	Upto Aug 2018 (Details shown in Annexure. I)	60.00	
	2 Aug 2018 to Nov 2025 (Details shown in Annexure. II)	34,821,869.00	
	3 <b>Sub Total (i+ii) ( Principal Outstanding)</b>	<b>34,821,929.00</b>	
B	1 <b>Late payment Surcharge@1.25 %per month</b>		
	On outstanding payment of upto Aug 18 (Details shown in Anne. I)	99.00	
	2 Levied because the payment of monthly energy bills for the month Jan 2014 to Aug 18 (Part payment) released late. (Details shown in Anne. I)	109,352,258.00	
	3 LPS Payable on 30.11.2025 whereas the due date of payment already lapsed. (Details shown in Anne. II).	125,733,395.00	
	4 <b>Sub Total (1+2+3)</b>	<b>235,085,752.00</b>	
C	1 LPS payable on MERC order amount till date	3,083,609.00	
	2 Already charged upto 31.10.2025	2,896,467.00	
	3 LPS to be charged in current month billl	187,142.00	
	<b>Total LPS payable as on 30.11.2025 ( B4+C1)</b>	<b>238,169,361.00</b>	
D	1 <b>LPS charged upto 31.10.2025</b>	<b>237,788,251.00</b>	
	2 <b>LPS to be charged along with Nov 2025 bill</b>	<b>381,110.00</b>	
E	<b>LPS paid by MSEDCL</b>		
	1 LPS adjusted during April 2022	1,236,599.00	
	2 LPS Adj during June 2022	9,340,998.00	Ref SJVN letter SJVN/C&SO/2024-25/1900 dated 20.11.2024
	3 LPS Adj during Sep 2022	15,080,390.00	
	4 LPS adjusted during Nov 2022	1,967,293.00	
	5 LPS adjusted during Mar 2023	2,723,684.00	Drived from payment shown in MSEDCL portal & actual payment receipt
	6 LPS adjusted during Dec 2023	759,067.00	-do-
	7 LPS adjusted during Jan 2024	274,382.00	-do-
	8 LPS adjusted during Mar 2024	15,179,260.00	-do-
	9 LPS paid in Oct 2024	52,946,269.00	Payment as per MERC order dated 31.07.2024
	10 LPS paid in Nov 2024	335,805.00	Drived from payment shown in MSEDCL portal & actual payment receipt
	11 LPS paid in Dec 2024	75,010.00	Drived from payment shown in MSEDCL portal & actual payment receipt
	12 LPS paid in April 2025	14,680.00	
	<b>Total LPS paid by MSEDCL</b>	<b>99,933,437.00</b>	
F	1 <b>LPS Outstanding</b>	<b>138,235,924.00</b>	
G	<b>Gross Total Outstanding (A +F)</b>	<b>173,057,853.00</b>	

*Dilesh Rana*  
Dilesh Rana  
Sr. Manager (C&SO)  
SJVN Limited, Shakti Sadan,  
Shanan, Shimla-171006 (HP)



**SJVN Limited**

**Commercial & System Operation Department**

**KHIRVIRE WIND POWER PROJECT**

**Detail of outstanding payment of Energy bills for the Month of January 2014 to Aug 2018 & late payment surcharge payable by MSedCL against these Monthly Energy bills (up to 30.11.2025)**

Annexure -I

S. No.	Monthly energy bill for the month	Date of submission of monthly energy bill in the SE office	Payment payable to SJVN Ltd. By due date after subtracting operating charges (Rs.)	Due date of payment (60 days from the receipt of monthly energy bill in the SE office) as per Section 11.04 of EPA	Payment received as intimated by our Finance Dept. New Delhi.		Outstanding payment up to 30.11.2025	Detail of surcharge on Late payment		Detail of Surcharge on outstanding payment up to 30.11.2025 shown under column No. 7	
					Date of receipt of payment	payment received (Rs.)		Payment delayed by (days)	Surcharge @ 1.25% per Month	Delay in payment up to 30.11.2025 beyond due date (days)	Surcharge @ 1.25% per Month
	1	2	3	4	5	6	7	8	9	10	11
1	Jan. 2014 to Aug. 2014	24.09.14	166,418,574	22.11.14	14.01.15	28,844,828.00		53	636,989.95		
					05.02.15	135,522,152.00		75	4,235,067.25		
					06.02.15	2,051,594.00		76	64,967.14		
2	Sep. 2014	08.10.14	28,390,185	06.12.14	06-02-15	28,390,125.00	60	62	733,411.56	3,950.00	98.75
3	Oct. 2014	07.11.14	9,777,264	05.01.15	16.02.15	9,777,264.00		42	171,102.12		
4	Nov. 2014	09.12.14	4,987,050	06.02.15	19.03.15	4,987,050.00		41	85,195.44		
5	Dec. 2014	07.01.15	6,021,144	07.03.15	17.04.15	6,021,144.00		41	102,861.21		
6	Jan.14 to Nov.14 (GKA 42 & 43)	07.01.15	9,111,778	07.03.15	17.04.15	9,111,778.00		41	155,659.54		
7	Jan. 2015	06.02.15	2,042,098	09.04.15	14.05.15	2,042,098.00		35	29,780.60		
8	Feb. 2015	07.03.15	5,750,539	07.05.15	27.06.15	5,750,539.00		51	122,198.95		
9	Mar. 2015	13.04.15	7,837,168	13.06.15	03.09.15	7,837,168.00		82	267,769.91		
10	May. 2015	07.05.15	15,225,996	05.07.15	03.09.15	15,225,996.00		60	380,649.90		
11	May. 2015	08.06.15	28,121,515	06.08.15	14.10.15	28,121,515.00		69	808,493.56		
12	Jun.2015	07.07.15	49,124,811	04.09.15	17.11.15	49,124,811.00		74	1,514,681.67		
13	Jul. 2015	05.08.15	75,039,167	03.10.15	20.11.15	75,039,167.00		48	1,500,783.34		
14	Aug. 2015	04.09.15	31,258,285	02.11.15	28.10.16	31,258,285.00		361	4,701,767.04		
15	Sep. 2015	07.10.15	21,780,592	05.12.15	25.11.16	21,780,592.00		356	3,230,787.81		
16	Oct. 2015	04.11.15	3,355,290	02.01.16	04.01.17	3,355,290.00		368	514,477.80		
17	Nov. 2015	07.12.15	8,963,446	04.02.16	04.01.17	8,963,446.00		335	1,251,147.67		
18	Dec. 2015	07.01.16	8,211,097	06.03.16	31.03.17	8,211,097.00		389	1,330,881.97		
19	Jan. 2016	06.02.16	3,333,449	05.04.16	31.03.17	3,333,449.00		359	498,628.41		
20	Feb. 2016	08.03.16	5,843,277	06.05.16	31.03.17	5,843,277.00		328	798,581.19		
21	Mar. 2016	05.04.16	14,896,973	03.06.16	31.03.17	14,896,973.00		300	1,862,121.63		
22	Apr-16	05.05.16	19,736,965	03.07.16	31.03.17	2,349,142.00		270	264,278.48		
					03.04.17	17,387,823.00		273	1,977,864.87		
23	May.-16	06.06.16	42,800,414	04.08.16	03.04.17	42,589,707.00		241	4,276,716.41		
24					04.04.17	210,707.00		242	21,246.29		
25	Jun-16	05.07.16	39,632,238	02.09.16	26.04.17	39,632,238.00		235	3,880,656.64		
26	Jul-16	05.08.16	22,215,227	03.10.16	26.04.17	22,215,227.00		204	1,888,294.30		
27	Aug. -16	07.09.16	27,967,609	05.11.16	26.04.17	27,967,609.00		171	1,992,692.14		
28	Sep-16	05-10-16	11,924,932	03-12-16	18-07-17	5,908,248.00		226.00	556,360.02		
				03-12-16	19-07-17	1,774,666.00		227.00	167,853.83		
				03-12-16	29-11-17	4,242,018.00		360.00	636,302.70		
30	Oct. 2016	07.11.16	6,425,928	05-01-17	29-11-17	1,252,374.00		327.00	170,635.96		
				05-01-17	01-01-18	5,173,554.00		360.00	776,033.10		
31	Nov. 2016	07.12.16	3,026,825	04-02-17	01-01-18	3,026,825.00		330.00	416,188.44		
32	Dec. 2016	04.01.17	2,721,553	04-03-17	01-01-18	2,721,553.00		302.00	342,462.09		
33	Jan. 2017	06.02.17	394,639	06-04-17	01-01-18	394,639.00		269.00	44,232.45		
34	Feb. 2017	07.03.17	1,608,698	05-05-17	01-01-18	1,608,698.00		240.00	160,869.80		
35	Mar. 2017	06.04.17	10,211,267	04-06-17	01-01-18	10,211,267.00		210.00	893,485.86		
36	May. 2017	04.05.17	28,963,474	02-07-17	01-01-18	5,048,924.00		182.00	382,876.74		



**KHIRVIRE WIND POWER PROJECT**

**Detail of outstanding payment of Energy bills for the Month of January 2014 to Aug 2018 & late payment surcharge payable by MSDCL against these Monthly Energy bills (up to 30.11.2025)**

Annexure –I

S. No.	Monthly energy bill for the month	Date of submission of monthly energy bill in the SE office	Payment payable to SJVN Ltd. By due date after subtracting operating charges (Rs.)	Due date of payment (60 days from the receipt of monthly energy bill in the SE office) as per Section 11.04 of EPA	Payment received as intimated by our Finance Dept. New Delhi.		Outstanding payment up to 30.11.2025	Detail of surcharge on Late payment		Detail of Surcharge on outstanding payment up to 30.11.2025 shown under column No. 7	
					Date of receipt of payment	payment received (Rs.)		Payment delayed by (days)	Surcharge @ 1.25% per Month	Delay in payment up to 30.11.2025 beyond due date (days)	Surcharge @ 1.25% per Month
	1	2	3	4	5	6	7	8	9	10	11
37	May. 2017	04.05.17		02-07-17	17-01-18	1,831,467.00		198.00	151,096.03		
38	May. 2017	04.05.17		02-07-17	14-03-18	6,066,234.00		254.00	642,009.77		
39	May. 2017	04-05-17		02-07-17	23-10-18	16,016,849.00		478.00	3,190,022.00		
40	May. 2017	06-06-17	41,698,524	04-08-17	23-10-18	41,698,524.00	-	445.00	7,731,601.00		
41	Jun-17	10-07-17	45,663,155	07-09-17	23-10-18	45,663,155.00	-	411.00	7,819,815.00		
42	Jul-17	03-08-17	66,300,933	01-10-17	23-10-18	66,300,933.00	-	387.00	10,691,025.00		
43	Bill from May11 14 to July 17	16-08-17	49,210,413	14-10-17	23-10-18	49,210,413.00	-	374.00	7,668,623.00		
44	Aug-17	11-09-17	43,298,554	09-11-17	23-10-18	43,298,554.00	-	348.00	6,278,290.00		
45	Sep-17	09-10-17	10,914,413	07-12-17	23-10-18	10,914,413.00	-	320.00	1,455,255.00		
46	Oct-17	10-11-17	5,815,092	08-01-18	23-10-18	5,815,092.00	-	288.00	697,811.00		
47	Nov-17	11-12-17	6,232,012	08-02-18	23-10-18	6,232,012.00	-	257.00	667,345.00		
48	Dec-17	04-01-18	13,899,740	04-03-18	23-10-18	13,899,740.00	-	233.00	1,349,433.00		
49	Jan-18	09-02-18	2,811,403	09-04-18	23-10-18	2,811,403.00	-	197.00	230,769.00		
50	Feb-18	12-03-18	5,307,265	10-05-18	23-10-18	5,307,265.00	-	166.00	367,086.00		
51	Mar-18	09-04-18	11,833,283	07-06-18	23-10-18	11,833,283.00	-	138.00	680,414.00		
52	May. 2018	08-05-18	20,903,442	06-07-18	23-10-18	20,903,442.00	-	109.00	949,365.00		
53	May-18	04-06-18	36,609,742	02-08-18	23-10-18	23,330,582.12		82.00	797,128.00		
54		04-06-18		02-08-18	25-10-18	3,250,137.07		84.00	113,755.00		
55		04-06-18		02-08-18	26-12-18	593,502.00		146.00	36,105.00		
56		04-06-18		02-08-18	29-03-19	9,435,520.81		239.00	939,621.00		
57	Jun-18	09-07-18	58,606,167	06-09-18	29-03-19	14,307,670.19		204.00	1,216,152.00		
58				06-09-18	30-03-19	44,298,496.81		205.00	3,783,830.00		
59	Jul-18	08-08-18	90,531,085	06-10-18	30-03-19	90,531,085.00		175.00	6,601,225.00		
60	Aug-18	10-09-18	24,463,545	08-11-18	30-03-19	24,463,545.19		142.00	1,447,426.00		
	<b>Total</b>		<b>1,257,218,235</b>			<b>1,257,218,175.00</b>	<b>60</b>		<b>109,352,258.00</b>		<b>99.00</b>

SJVN Limited											
Commercial & System Operation Department											
KHIRVIRE WIND POWER PROJECT											
Detail of outstanding payment of Energy bills & late payment surcharge payable by MSEDCL against these Monthly Energy bills (up to 30.11.2025)											
S. No.	Monthly energy bill for the month	Date of submission of monthly energy bill in the SE office	Payment payable to SJVN Ltd. By due date after subtracting operating charges (Rs.)	Due date of payment (60 days from the receipt of monthly energy bill in the SE office) as per Section 11.04 of EPA	Payment received as intimated by our Finance Dept. New Delhi.		Outstanding payment up to 30.11.2025	Detail of surcharge on Late payment		Annexure -II Detail of Surcharge on outstanding payment up to 29.02.2020 shown under column No. 7	
					Date of receipt of payment	Payment received (Rs)		Payment delayed by (days)	Surcharge @ 1.25% per Month	Delay in payment up to 30.11.2025 beyond due date (days)	Surcharge @ 1.25% per Month
1	Aug-18	10-09-18	44,298,499.00	08-11-18	03-04-19	20,494,594.00				146.00	1246754
2				08-11-18	26-04-19	3,738,649.00				169.00	263263
2				08-11-18	22-08-19	17,599,290.00				287.00	2104582
3				08-11-18	22-08-19	2,465,966.00				287.00	294888
3	Sep-18	03-10-18	20,494,594.00	01-12-18	22-08-19	1,272,683.00				264.00	139995
4				01-12-18	30-03-20	19,221,911.00				485.00	3884428
4	Oct-18	09-11-18	8,198,438.00	07-01-19	30-03-20	8,198,438.00				448.00	1530375
5	Nov-18	10-12-18	5,355,065.00	07-02-19	30-03-20	5,355,065.00				417.00	930443
5	Dec-18	02-01-19	7,783,380.00	02-03-19	30-03-20	7,783,380.00				394.00	1277772
6	Jan-19	04-02-19	6,596,469.00	04-04-19	30-03-20	6,596,469.00				361.00	992219
6	Feb-19	01-03-19	11,841,168.00	29-04-19	30-03-20	11,841,168.00				336.00	1657764
7	Mar-19	01-04-19	11,732,142.00	30-05-19	30-03-20	11,732,142.00				305.00	1490960
7	Apr-19	03-05-19	28,117,241.00	01-07-19	30-03-20	28,117,241.00				273.00	3198336
8	May-19	04-06-19	30,873,012.00	02-08-19	30-03-20	30,873,012.00				241.00	3100165
8	Jun-19	02-07-19	41,391,831.00	30-08-19	30-03-20	41,391,831.00				213.00	3673525
9	Jul-19	02-08-19	62,732,943.00	30-09-19	30-03-20	62,732,943.00				182.00	4757248
9	Aug-19	04-09-19	56,277,728.00	02-11-19	30-03-20	55,254,842.70				149.00	3430405
10				02-11-19	28-04-20	131,671.00				178.00	9766
10				02-11-19	22-06-20	891,214.30				233.00	86522
11	Sep-19	03-10-19	38,210,080.00	01-12-19	22-06-20	3,733,792.70				204.00	317372
11				01-12-19	08-02-21	34,476,287.30				435.00	6248827
12	Oct-19	04-11-19	11,939,720.00	02-01-20	08-02-21	11,939,720.00				403.00	2004878
12	Nov-19	03-12-19	4,786,079.00	31-01-20	08-02-21	4,786,079.00				374.00	745831
13	Dec-19	02-01-20	4,635,007.00	01-03-20	08-02-21	4,635,007.00				344.00	664351
13	Jan-20	04-02-20	6,544,232.00	03-04-20	08-02-21	6,544,232.00				311.00	848023
14	Feb-20	04-03-20	7,896,210.00	02-05-20	08-02-21	7,896,210.00				282.00	927805
14	Mar-20	02-04-20	15,253,535.00	31-05-20	08-02-21	15,253,535.00				253.00	1607977
15	Apr-20	01-05-20	20,862,983.00	29-06-20	08-02-21	20,862,983.00				224.00	1947212
15	May-20	01-06-20	39,315,466.00	30-07-20	08-02-21	39,315,466.00				193.00	3161619
16	Jun-20	03-07-20	33,956,673.00	31-08-20	08-02-21	33,956,673.00				161.00	2277927
16	Jul-20	04-08-20	40,143,125.00	02-10-20	08-02-21	40,143,125.00				129.00	2157693
17	Aug-20	02-09-20	78,162,142.00	31-10-20	08-02-21	78,162,142.00				100.00	3256756
17	Sep-20	05-10-20	8,715,944.00	03-12-20	08-02-21	2,092,704.70				67.00	58421
18				03-12-20	27-05-21	1,141,216.00				175.00	83214

S. No.	Monthly energy bill for the month	Date of submission of monthly energy bill in the SE office	Payment payable to SJVN Ltd. By due date after subtracting operating charges (Rs.)	Due date of payment (60 days from the receipt of monthly energy bill in the SE office) as per Section 11.04 of EFA	Payment received as intimated by our Finance Dept. New Delhi.		Outstanding payment up to 30.11.2025	Detail of surcharge on Late payment		Detail of Surcharge on outstanding payment up to 29.02.2020 shown under column No. 7	
					Date of receipt of payment	Payment received (Rs)		Payment delayed by (days)	Surcharge @ 1.25% per Month	Delay in payment up to 30.11.2025 beyond due date (days)	Surcharge @ 1.25% per Month
	1	2	3	4	5	6.00	7	8	9	10	11
18				03-12-20	27-05-21	543,104.00				175.00	39601
19				03-12-20	28-12-21	4,938,919.00				390.00	802574
19	Oct-20	02-11-20	8,759,437.00	31-12-20	28-12-21	8,759,437.00				362.00	1321215
20	Nov-20	02-12-20	10,452,390.00	30-01-21	28-12-21	10,452,390.00				332.00	1445914
20	Dec-20	05-01-21	6,621,791.00	05-03-21	28-12-21	4,990,583.00				298.00	619664
21	Dec-20	05-01-21		05-03-21	29-04-22	1,631,208.00				420.00	285461
21	Jan-21	03-02-21	3,215,921.00	03-04-21	29-04-22	3,215,921.00				391.00	523927
22	Feb-21	03-03-21	7,769,724.00	01-05-21	29-04-22	7,769,724.00				363.00	1175171
22	Mar-21	05-04-21	11,427,950.00	03-06-21	29-04-22	9,906,409.00				330.00	1362131
23		05-04-21		03-06-21	27-05-22	1,521,541.00				358.00	226963
23	Apr-21	04-05-21	15,178,083.00	02-07-21	27-05-22	15,178,083.00				329.00	2080662
24	May-21	03-06-21	31,660,085.00	01-08-21	27-05-22	31,660,085.00				299.00	3944319
24	Jun-21	06-07-21	35,844,742.00	03-09-21	27-05-22	34,544,092.00				266.00	3828637
25		06-07-21		03-09-21	12-08-22	1,300,650.00				343.00	185885
25	Jul-21	02-08-21	59,655,216.00	30-09-21	12-08-22	59,655,216.00				316.00	7854603
26	Aug-21	02-09-21	29,912,718.00	31-10-21	12-08-22	29,912,718.00				285.00	3552135
26	Sep-21	05-10-21	45,434,714.00	03-12-21	12-08-22	43,938,762.00				252.00	4613570
27				03-12-21	23-09-22	288,378.00				294.00	35326
27				03-12-21	02-11-22	1,207,574.00				334.00	168054
28	Oct-21	05-11-21	4,776,252.00	03-01-22	02-11-22	4,776,252.00				303.00	603002
28	Nov-21	02-12-21	11,587,127.00	30-01-22	02-11-22	11,587,127.00				276.00	1332520
29	Dec-21	04-01-22	3,335,870.00	04-03-22	02-11-22	2,198,282.00				243.00	222576
29				04-03-22	30-11-22	1,137,588.00				271.00	128453
30	Jan-22	03-02-22	6,766,599.00	03-04-22	30-11-22	6,766,599.00				241.00	679479
30	Feb-22	04-03-22	5,606,754.00	02-05-22	30-11-22	4,516,584.00				212.00	398965
31				02-05-22	10-01-23	1,090,170.00				253.00	114922
31	Mar-22	05-04-22	12,901,638.00	03-06-22	10-01-23	12,901,638.00				221.00	1188026
32	Apr-22	05-05-22	20,944,804.00	03-07-22	10-01-23	19,890,584.00				191.00	1582959
32				03-07-22	22-02-23	1,054,220.00				234.00	102786
33	May-22	03-06-22	50,381,981.00	01-08-22	22-02-23	50,381,981.00				205.00	4303461
33	Jun-22	05-07-22	38,674,935.00	02-09-22	22-02-23	37,611,454.00				173.00	2711159
34				02-09-22	01-03-23	1,063,481.00				180.00	79761
34	Jul-22	04-08-22	55,482,440.00	02-10-22	01-03-23	7,923,751.00				150.00	495234
35		04-08-22		02-10-22	29-03-23	47,558,689.00				178.00	3527269
35	Aug-22	05-09-22	57,971,220.00	03-11-22	29-03-23	57,971,220.00				146.00	3526583
36	Sep-22	04-10-22	17,291,802.00	02-12-22	29-03-23	7,850,203.00				117.00	382697
36				02-12-22	20-04-23	9,441,599.00				139.00	546826
37	Oct-22	03-11-22	11,900,373.00	01-01-23	20-04-23	11,900,373.00				109.00	540475
37	Nov-22	05-12-22	8,996,332.00	02-02-23	20-04-23	7,540,806.00				77.00	241934

S. No.	Monthly energy bill for the month	Date of submission of monthly energy bill in the SE office	Payment payable to SJVN Ltd. By due date after subtracting operating charges (Rs.)	Due date of payment (60 days from the receipt of monthly energy bill in the SE office) as per Section 11.04 of EPA	Payment received as intimated by our Finance Dept. New Delhi.		Outstanding payment up to 30.11.2025	Detail of surcharge on Late payment		Detail of Surcharge on outstanding payment up to 29.02.2020 shown under column No. 7	
					Date of receipt of payment	Payment received (Rs)		Payment delayed by (days)	Surcharge @ 1.25% per Month	Delay in payment up to 30.11.2025 beyond due date (days)	Surcharge @ 1.25% per Month
	1	2	3	4	5	6.00	7	8	9	10	11
38				02-02-23	19-05-23	1,455,526.00				106.00	64286
38	Dec-22	05-01-23	4,026,094.00	05-03-23	19-05-23	2,566,438.00				75.00	80201
39		05-01-23		05-03-23	09-06-23	1,459,656.00				96.00	58386
39	Jan-23	06-02-23	4,118,341.00	06-04-23	09-06-23	2,654,463.00				64.00	70786
40				06-04-23	30-08-23	1,463,878.00				146.00	89053
40	Feb-23	06-03-23	4,221,755.00	04-05-23	30-08-23	4,221,755.00				118.00	207570
41	Mar-23	04-04-23	10,094,833.00	02-06-23	30-08-23	10,094,833.00				89.00	374350
41	Apr-23	04-05-23	10,996,480.00	02-07-23	30-08-23	10,996,480.00				59.00	270330
42	May-23	02-06-23	29,058,071.00	31-07-23	30-08-23	2,251,966.00				30.00	28150
42		02-06-23		31-07-23	14-09-23	25,287,442.00				45.00	474140
43				31-07-23	28-09-23	1,518,663.00				59.00	37334
43	Jun-23	05-07-23	54,957,362.00	02-09-23	28-09-23	53,383,641.00				26.00	578323
44				02-09-23	02-11-23	1,573,721.00				61.00	39999
44	Jul-23	03-08-23	57,267,793.00	01-10-23	02-11-23	55,636,701.00				32.00	741823
45				01-10-23	01-12-23	1,631,092.00				61.00	41457
45	Aug-23	04-09-23	50,295,455.00	02-11-23	01-12-23	48,613,967.00				29.00	587419
46				02-11-23	29-12-23	1,681,488.00				57.00	39935
46	Sep-23	03-10-23	35,890,214.00	01-12-23	29-12-23	33,504,668.00				28.00	390888
47				01-12-23	31-01-24	2,385,546.00				61.00	60633
47	Oct-23	03-11-23	3,892,503.00	01-01-24	31-01-24	1,502,958.00				30.00	18787
48				01-01-24	31-01-24	239,075.00				30.00	2988
48				01-01-24	28-02-24	668,067.00				58.00	16145
49				01-01-24	04-03-24	1,482,403.00				63.00	38913
49	Nov-23	05-12-23	4,115,831.00	02-02-24	04-03-24	2,629,209.00				31.00	33961
50				02-02-24	03-05-24	1,486,622.00				91.00	56368
50	Dec-23	05-01-24	4,302,539.00	04-03-24	03-05-24	4,149,843.00				60.00	103746
51				04-03-24	05-06-24	152,696.00				93.00	5917
51	Jan-24	05-02-24	5,642,212.00	04-04-24	05-06-24	5,392,941.00				62.00	139318
52				04-04-24	02-07-24	249,271.00				89.00	9244
52	Feb-24	05-03-24	5,551,290.00	03-05-24	02-07-24	5,551,290.00				60.00	138782
53	Mar-24	03-04-24	14,184,031.00	01-06-24	02-07-24	8,369,183.00				31.00	108102
53				01-06-24	02-08-24	5,814,848.00				62.00	150217
54	Apr-24	06-05-24	13,474,451.00	04-07-24	02-08-24	7,646,027.00				29.00	92389
54				04-07-24	21-08-24	4,298,133.00				48.00	85963
55				04-07-24	05-09-24	1,530,291.00				63.00	40170
55	May-24	04-06-24	34,235,206.00	02-03-24	05-09-24	32,670,577.00				34.00	462833
56				02-03-24	20-09-24	1,564,629.00				49.00	31945

S. No.	Monthly energy bill for the month	Date of submission of monthly energy bill in the SE office	Payment payable to SJVN Ltd. By due date after subtracting operating charges (Rs.)	Due date of payment (60 days from the receipt of monthly energy bill in the SE office) as per Section 11.04 of EPA	Payment received as intimated by our Finance Dept. New Delhi.		Outstanding payment up to 30.11.2025	Detail of surcharge on Late payment		Detail of Surcharge on outstanding payment up to 29.02.2020 shown under column No. 7	
					Date of receipt of payment	Payment received (Rs)		Payment delayed by (days)	Surcharge @ 1.25% per Month	Delay in payment up to 30.11.2025 beyond due date (days)	Surcharge @ 1.25% per Month
	1	2	3	4	5	6.00	7	8	9	10	11
56	Jun-24	03-07-24	32,790,163.00	31-08-24	20-09-24	31,192,644.00				20.00	259939
57				31-08-24	30-09-24	46,552.00				30.00	582
57				31-08-24	16-10-24	1,550,967.00				46.00	29727
58	Jul-24	06-08-24	70,304,834.00	04-10-24	16-10-24	68,683,461.00				12.00	343417
58				04-10-24	21-11-24	1,621,373.00				48.00	32427
59	Aug-24	03-09-24	44,727,159.00	01-11-24	21-11-24	43,060,956.00				20.00	358841
				01-11-24	21-12-24	1,666,203.00				50.00	34713
59	Sep-24	04-10-24	22,838,548.00	02-12-24	21-12-24	21,551,017.00				19.00	170612
				02-12-24	23-01-25	1,287,531.00				52.00	27897
60	Oct-24	06-11-24	6,533,942.00	04-01-25	23-01-25	5,239,775.00				19.00	41482
				04-01-25	13-02-25	1,294,167.00				40.00	21569
61	Nov-24	03-12-24	9,200,367.00	31-01-25	13-02-25	7,896,897.00				13.00	42775
				31-01-25	11-03-25	1,303,470.00				39.00	21181
62	Dec-24	03-01-25	4,811,225.00	03-03-25	11-03-25	3,502,839.00				8.00	11676
				03-03-25	15-04-25	1,308,386.00				43.00	23442
63	Jan-25	05-02-25	4,713,510.00	05-04-25	15-04-25	3,400,306.00				10.00	14168
				05-04-25	16-05-25	1,313,204.00				41.00	22434
64	Feb-25	04-03-25	3,163,642.00	02-05-25	16-05-25	1,847,172.00				14.00	10775
				02-05-25	09-06-25	1,316,470.00				38.00	20844
65	Mar-25	03-04-25	8,797,235.00	01-06-25	09-06-25	7,471,922.00				8.00	24906
				01-06-25	30-06-25	51,878.00				29.00	627
				01-06-25	14-07-25	1,273,435.00				43.00	22816
66	Apr-25	06-05-25	26,104,302.00	04-07-25	14-07-25	24,804,662.00				10.00	103353
				04-07-25	14-08-25	1,299,640.00				41.00	22202
67	May-25	04-06-25	27,451,265.00	02-03-25	14-08-25	26,124,072.00				12.00	130620
				02-03-25	11-09-25	1,327,193.00				40.00	22120
68	Jun-25	04-07-25	60,756,139.00	01-09-25	11-09-25	33,309,918.00				10.00	138791
				01-09-25	30-09-25	26,058,172.00				29.00	314870
				01-09-25	10-10-25	1,388,049.00				39.00	22556
69	Jul-25	05-08-25	48,336,653.00	03-10-25	10-10-25	27,306,054.00				7.00	79643
				03-10-25	31-10-25	19,594,112.00				28.00	228598
				03-10-25	14-11-25	1,436,487.00				42.00	25139
70	Aug-25	03-09-25	32,454,079.00	01-11-25	14-11-25	30,985,037.00				13.00	167836
				01-11-25			1,469,042.00			29.00	17751
71	Sep-25	06-10-25	23,791,953.00	04-12-25			23,791,953.00				
72	Oct-25	04-11-25	9,560,874.00	02-01-26			9,560,874.00				
			<b>2,001,324,955.00</b>			<b>1,966,503,085.70</b>	<b>34,821,869.00</b>	-	-		<b>125,733,395.00</b>

LPS on delayed payment of MERC order									
Sr No	Date of Bill	Due date	Amount billed	Date of payment	Amount paid	Amount outstanding	Date of LPS	No of Days	LPS amount
1	02-08-24	01-10-24	103,206,969.00	01-10-24	52,946,269.00	50,254,700.00	31-10-24	30.00	619,578.00
				31-10-24	35,075,440.00	15,179,260.00	30-11-25	395.00	2,464,031.00
					Total LPS				3,083,609.00
					Already charged upto 31-10-2025				2,896,467.00
					Diff to be billed with Nov 25 bill				187,142.00



(A Govt. of Maharashtra undertaking)  
CIN: U40109MH2005SGC153645

Phone No: 02412353645  
FAX\_NO: 0241 2344585  
EMAIL: seahmednagar@gmail.com  
WEBSITE: www.mahadiscom.in

Office of the, Superintending Engineer,O&M Circle,  
Old Power House, New Admn.Bldg, Station Road, Ahmednagar - 414 001

No.SE/ANRC/TECH/HT/DYE AMR/

Date: 04.12.2025

To,  
Chief Engineer (Corp.Pln.),  
Mumbai, MSEDCL, Prakashgad,  
Bandra, Mumbai

Sub : Monthly Credit Note in respect of SJVN Limited at Khirvira Wind Power Project site, Taluka-Akole, Dist.-Ahmednagar for the month of November ,2025 at 132/33 KV Kombhalne Sub Station (33 kV FEEDER1)

Name of the WTG Owner/ Customer : SJVN Limited

Make of WEG: GAMESA Wind Turbines Pvt.Ltd.

MSEDCL Meter No. Main Meter :16595593 MAKE:ELSTER ABT 1800

Sr No.	Parameter	MSEDCL Meter Reading Date		Difference	Multiplying Factor (M.F.)	Units Recorded	kVArh Charges Calculations		
		Current	Previous				Export kVArh Lead(Q2)	Export kVArh Lag(Q3)	
		01.12.2025(00:00 Hrs)	01.11.2025(00:00 Hrs)						
1	2	3	4=2-3	5	6=4*5	Export kVArh Lead(Q2)	0.00		
1	Import kWh	210,005.4050	209,507.6600	497.7450	1500	746,617.50	Export kVArh Lag(Q3)	20,306.25	
2	Import kWh- Rate A	72,559.2475	72,339.5400	219.7075	1500	329,561.25	Total kVArh Unit	20,306.25	
3	Import kWh- Rate B	76,105.9175	75,986.7475	119.1700	1500	178,755.00			
4	Import kWh- Rate C	22,376.8500	22,322.2300	54.6200	1500	81,930.00			
5	Import kWh- Rate D	38,963.3900	38,859.1425	104.2475	1500	156,371.25			
6	Export kWh	1,126.3925	1,117.1100	9.2825	1500	13,923.75			
7	Export kWh- Rate A	361.8500	359.0000	2.8500	1500	4,275.00			
8	Export kWh- Rate B	453.1025	448.4925	4.6100	1500	6,915.00			
9	Export kWh- Rate C	163.0575	161.8975	1.1600	1500	1,740.00			
10	Export kWh- Rate D	148.3825	147.7200	0.6625	1500	993.75			
11	Import kVAh	210,117.4475	209,618.8300	498.6175	1500	747,926.25			
12	Export kVAh	1,842.3900	1,825.6250	16.7650	1500	25,147.50			
13	Import kVArh Lag (Q1)	4,693.5900	4,662.6775	30.9125	1500	46,368.75			
14	Export kVArh Lead (Q2)	5.1900	5.1900	0.0000	1500	0.00			
15	Export kVArh Lag (Q3)	1,375.8975	1,362.3600	13.5375	1500	20,306.25			
16	Import kVArh Lead (Q4)	3,726.5925	3,721.6350	4.9575	1500	7,436.25			
Power Factor		Buyer No. & Name		kWh %	Import kWh units	Export kWh units	Wheeling & Tr. Loss (0%)	Net kWh Units for Credit	kVArh Units
IMPORT	0.998	MSEDCL Chief Engineer (Corp.Pln.)		100	746,617.50	13,923.75	0.00	732,693.75	20,306.25
EXPORT	0.554								

Note: As per MERC order charges for kVArh units are to be added to the monthly electricity bill of developer in case of self use. In case of third party sale, these charges are to be added to the Electricity Bill of third party consumer as per kVArh price.

MSEDCL meter No. Check meter: 16595594 Make: ELSTER ABT 1800

Sr No.	Parameter	MSEDCL Meter Reading Date		Difference	Multiplying Factor	Units Recorded
		Current	Previous			
		01.12.2025(00:00 Hrs)	01.11.2025(00:00 Hrs)			
1	2	3	4=2-3	5	6=4*5	
01	Import kVAh	209,881.4900	209,383.3650	498.1250	1500	747,187.50
02	Export kVAh	1,830.4725	1,813.9225	16.5500	1500	24,825.00
03	Import kWh	209,768.5350	209,271.2900	497.2450	1500	745,867.50
04	Export kWh	1,121.0125	1,111.7475	9.2650	1500	13,897.50



(A Govt. of Maharashtra undertaking)  
 CIN: U40109MH2005SGC153645  
 Maharashtra State Electricity Distribution Co. Ltd  
 Sub-Div Akole Div-Sanagamner Circle- Ahmednagar.

**SJVN Limited Energy Break Up Report From 01.11.2025 to 01.12.2025 (NOV-2025) at Site Khirvire Tal.: Akole & Dist Ahmednagar**

No of WEG's Connected : 29 X 850 KW

33 kV FEEDER1 at 132/33 KV/ KOMBHALNESUBSTATION

Total Capacity : 24.650 MW

Joint Meter Reading: 01.12.2025 for FEEDER1 at Kombhalane SS at Khirvere site

Sr. No.	Customer Name	Date of Commissioning (DOC)	Location No.	Percentage of Total Generation (%)	Import KWH	Date of Commissioning wise total Import KWH	Export KWH	Date of Commissioning wise total Export KWH	Net KWH	Date of Commissioning wise total KWH	RKVAH	Date of Commissioning wise total RKVAH
1	SJVN Ltd.	20.01.2014	GKA-02	0.00	0.00000	357,779.10600	0.00000	6,672.26104	0.00000	351,106.84496	0.00000	9,730.75504
			GKA-14N	4.16	31,059.28800		579.22800		30,480.06000		844.74000	
			GKA-15	0.00	0.00000		0.00000		0.00000		0.00000	
			GKA-37	3.97	29,640.71475		552.77288		29,087.94187		806.15813	
			GKA-41	3.77	28,147.47975		524.92538		27,622.55437		765.54563	
			GKA-42	5.36	40,018.69800		746.31300		39,272.38500		1,088.41500	
			GKA-43	4.97	37,106.88975		692.01038		36,414.87937		1,009.22063	
			GKA-45	4.05	30,238.00875		563.91188		29,674.09687		822.40313	
			GKA-46	4.09	30,536.65575		569.48138		29,967.17437		830.52563	
			GKA-47	4.39	32,776.50825		611.25263		32,165.25562		891.44438	
			GKA-48	4.39	32,776.50825		611.25263		32,165.25562		891.44438	
			GKA-50	4.9	36,584.25750		682.26375		35,901.99375		995.00625	
			GKA-54	3.87	28,894.09725		538.84913		28,355.24812		785.85188	
2	SJVN Ltd.	31.01.2014	GAK-01	3.21	23,966.42175	275,725.84275	446.95238	5,142.04091	23,519.46937	270,583.80184	651.83063	7,499.09816
			GAK-43N1	2.93	21,875.89275		407.96588		21,467.92687		594.97313	
			GAK-66	3.12	23,294.46600		434.42100		22,860.04500		633.55500	
			GAK-67	0.00	0.00000		0.00000		0.00000		0.00000	
			GKA-06	3.83	28,595.45025		533.27963		28,062.17062		777.72938	
			GKA-09	0.00	0.00000		0.00000		0.00000		0.00000	
			GKA-10	4.43	33,075.15525		616.82213		32,458.33312		899.56688	
			GKA-17	3.45	25,758.30375		480.36938		25,277.93437		700.56563	
			GKA-20	4.11	30,685.97925		572.26613		30,113.71312		834.58688	



(A Govt. of Maharashtra undertaking)  
 CIN: U40109MH2005SGC153645  
 Maharashtra State Electricity Distribution Co. Ltd  
 Sub-Div Akole Div-Sanagamner Circle- Ahmednagar.

Sr. No.	Customer Name	Date of Commissioning (DOC)	Location No.	Percentage of Total Generation (%)	Import KWH	Date of Commissioning wise total Import KWH	Export KWH	Date of Commissioning wise total Export KWH	Net KWH	Date of Commissioning wise total KWH	RKVAH	Date of Commissioning wise total RKVAH
			GKA-36	4.06	30,312.67050		565.30425		29,747.36625		824.43375	
			GKA-40	3.77	28,147.47975		524.92538		27,622.55437		765.54563	
			GKA-68	4.02	30,014.02350		559.73475		29,454.28875		816.31125	
3	SJVN Ltd.	20.02.2014	GAK-86	3.17	23,667.77475	23,667.77475	441.38288	441.38288	23,226.39187	23,226.39187	643.70813	643.70813
4	SJVN Ltd.	30.03.2014	GKA-19	4.36	32,552.52300	32,552.52300	607.07550	607.07550	31,945.44750	31,945.44750	885.35250	885.35250
5	SJVN Ltd.	15.04.2014	GKA-18	4.21	31,432.59675	31,432.59675	586.18988	586.18988	30,846.40687	30,846.40687	854.89313	854.89313
6	SJVN Ltd.	20.05.2014	GKA-51	3.41	25,459.65675	25,459.65675	474.79988	474.79988	24,984.85687	24,984.85687	692.44313	692.44313
<b>Total</b>				<b>100.00000</b>	<b>746,617.50000</b>	<b>746,617.50000</b>	<b>13,923.75009</b>	<b>13,923.75009</b>	<b>732,693.74991</b>	<b>732,693.74991</b>	<b>20,306.25009</b>	<b>20,306.25009</b>



(A Govt. of Maharashtra undertaking)  
CIN: U40109MH2005SGC153645

Phone No: 02412353645  
FAX\_NO: 0241 2344585  
EMAIL: seahmednagar@gmail.com  
WEBSITE: www.mahadiscom.in

Office of the, Superintending Engineer,O&M Circle,  
Old Power House, New Admn.Bldg, Station Road, Ahmednagar - 414 001

No\_SE/ANRC/TECH/HT/DYE AMR/

Date: 04.12.2025

To,  
Chief Engineer (Corp.Plh.),  
Mumbai, MSEDCL, Prakashgad,  
Bandra, Mumbai

Sub : Monthly Credit Note in respect of SJVN Limited at Khirvira Wind Power Project site, Taluka-Akole, Dist.-Ahmednagar for the month of November ,2025 at 132/33 KV Kombhaine Sub Station (33 kV FEEDER2)

Name of the WTG Owner/ Customer : SJVN Limited

Make of WEG: GAMESA Wind Turbines Pvt.Ltd.

MSEDCL Meter No. Main Meter :16595595 MAKE:ELSTER ABT 1800

Sr No.	Parameter	MSEDCL Meter Reading Date		Difference	Multiplying Factor (M.F.)	Units Recorded	kVAh Charges Calculations		
		Current 01.12.2025(00:00 Hrs)	Previous 01.11.2025(00:00 Hrs)				Export kVAh Lead(Q2)	Export kVAh Lag(Q3)	
1	2	3	4=2-3	5	6=4*5	Export kVAh Lead(Q2)	0.00		
1	Import kWh	169,208.5850	168,795.3150	413.2700	1500	619,905.00	Export kVAh Lag(Q3)	17,313.75	
2	Import kWh- Rate A	59,415.7200	59,224.8150	190.9050	1500	286,357.50	Total kVAh Unit	17,313.75	
3	Import kWh- Rate B	60,817.2075	60,724.6050	92.6025	1500	138,903.75			
4	Import kWh- Rate C	18,137.5425	18,100.0775	37.4650	1500	56,197.50	<b>Note: As per MERC order charges for kVAh units are to be added to the monthly electricity bill of developer in case of self use. In case of third party sale, these charges are to be added to the Electricity Bill of third party consumer as per kVAh price.</b>		
5	Import kWh- Rate D	30,838.1150	30,745.8175	92.2975	1500	138,446.25			
6	Export kWh	1,103.0000	1,093.2025	9.7975	1500	14,696.25			
7	Export kWh- Rate A	345.5100	342.6450	2.8650	1500	4,297.50			
8	Export kWh- Rate B	447.7175	442.8850	4.8325	1500	7,248.75			
9	Export kWh- Rate C	166.9175	165.5250	1.3925	1500	2,088.75			
10	Export kWh- Rate D	142.8550	142.1475	0.7075	1500	1,061.25			
11	Import kVAh	169,329.3075	168,915.4900	413.8175	1500	620,726.25			
12	Export kVAh	1,593.9850	1,578.3350	15.6500	1500	23,475.00			
13	Import kVAh Lag (Q1)	4,507.3450	4,485.2975	22.0475	1500	33,071.25			
14	Export kVAh Lead (Q2)	14.2375	14.2375	0.0000	1500	0.00			
15	Export kVAh Lag (Q3)	1,026.3200	1,014.7775	11.5425	1500	17,313.75			
16	Import kVAh Lead (Q4)	3,300.6700	3,294.7625	5.9075	1500	8,861.25			
Power Factor		Buyer No. & Name		kWh %	Import kWh units	Export kWh units	Wheeling & Tr. Loss (0%)	Net kWh Units for Credit	kVAh Units
IMPORT		0.999		100	619,905.00	14,696.25	0.00	605,208.75	17,313.75
EXPORT		0.626							
MSEDCL Chief Engineer (Corp.Plh.)									

MSEDCL meter No. Check meter: 16595596 Make: ELSTER ABT 1800

Sr No.	Parameter	MSEDCL Meter Reading Date		Difference	Multiplying Factor	Units Recorded
		Current 01.12.2025(00:00 Hrs)	Previous 01.11.2025(00:00 Hrs)			
1	2	3	4=2-3	5	6=4*5	
01	Import kVAh	169,524.4075	169,109.8825	414.5250	1500	621,787.50
02	Export kVAh	1,600.1275	1,584.4425	15.6850	1500	23,527.50
03	Import kWh	169,403.8825	168,989.8950	413.9875	1500	620,981.25
04	Export kWh	1,109.8025	1,099.9525	9.8500	1500	14,775.00



(A Govt. of Maharashtra undertaking)  
 CIN: U40109MH2005SGC153645  
 Maharashtra State Electricity Distribution Co. Ltd  
 Sub-Div Akole Div-Sanagamner Circle- Ahmednagar.

**SJVN Limited Energy Break Up Report From 01.11.2025 to 01.12.2025 (NOV-2025) at Site Khirvire Tal.: Akole & Dist Ahmednagar**

No of WEG's Connected : 27 X 850 KW

33 kV FEEDER2 at 132/33 KV/ KOMBHALNESUBSTATION

Total Capacity : 22.950 MW

Joint Meter Reading: 01.12.2025 for FEEDER2 at Kombhalane SS at Khirvere site

Sr. No.	Customer Name	Date of Commissioning (DOC)	Location No.	Percentage of Total Generation (%)	Import KWH	Date of Commissioning wise total Import KWH	Export KWH	Date of Commissioning wise total Export KWH	Net KWH	Date of Commissioning wise total KWH	RKVAH	Date of Commissioning wise total RKVAH
1	SJVN Ltd.	20.01.2014	GKA-34	6.00	37,194.30000	233,952.14700	881.77500	5,546.36476	36,312.52500	228,405.78224	1,038.82500	6,534.20926
			GKA-53	0.00	0.00000		0.00000		0.00000			
			GKV-05	0.00	0.00000		0.00000		0.00000			
			GKV-06	4.38	27,151.83900		643.69575		26,508.14325		758.34225	
			GKV-12	2.34	14,505.77700		343.89225		14,161.88475		405.14175	
			GKV-13	4.15	25,726.05750		609.89438		25,116.16312		718.52063	
			GKV-14	4.18	25,912.02900		614.30325		25,297.72575		723.71475	
			GKV-18	3.8	23,556.39000		558.45750		22,997.93250		657.92250	
			GKV-20	4.12	25,540.08600		605.48550		24,934.60050		713.32650	
			GKV-22N	4.04	25,044.16200		593.72850		24,450.43350		699.47550	
			GKV-28	4.73	29,321.50650		695.13263		28,626.37387		818.94038	
GKV-4N	0.00	0.00000	0.00000	0.00000	0.00000							
2	SJVN Ltd.	31.01.2014	GKV-07	4.32	26,779.89600	79,285.84950	634.87800	1,879.65039	26,145.01800	77,406.19911	747.95400	2,214.42864
			GKV-21	2.95	18,287.19750		433.53938		17,853.65812		510.75563	
			GKV-28N1	0.00	0.00000		0.00000		0.00000		0.00000	
			GKV-39	1.75	10,848.33750		257.18438		10,591.15312		302.99063	
GKV-50	3.77	23,370.41850	554.04863	22,816.36987	652.72838							
3	SJVN Ltd.	20.02.2014	GKA-52	6.91	42,835.43550	67,445.66400	1,015.51088	1,598.95201	41,819.92462	65,846.71199	1,196.38013	1,883.73601
			GKV-23	3.97	24,610.22850		583.44113		24,026.78737		687.35588	
4	SJVN Ltd.	22.03.2014	GKA-35	5.95	36,884.34750	62,300.45250	874.42688	1,476.97313	36,009.92062	60,823.47937	1,030.16813	1,740.03188
			GKV-32	4.1	25,416.10500		602.54625		24,813.55875		709.86375	
			GKV-02	4.41	27,337.81050		648.10463		26,689.70587		763.53638	



(A Govt. of Maharashtra undertaking)  
 CIN: U40109MH2005SGC153645  
 Maharashtra State Electricity Distribution Co. Ltd  
 Sub-Div Akole Div-Sanagamner Circle- Ahmednagar.

Sr. No.	Customer Name	Date of Commissioning (DOC)	Location No.	Percentage of Total Generation (%)	Import KWH	Date of Commissioning wise total Import KWH	Export KWH	Date of Commissioning wise total Export KWH	Net KWH	Date of Commissioning wise total KWH	RKVAH	Date of Commissioning wise total RKVAH
5	SJVN Ltd.	30.03.2014	GKV-03	4.18	25,912.02900	127,328.48700	614.30325	3,018.60976	25,297.72575	124,309.87724	723.71475	3,556.24426
			GKV-11	3.88	24,052.31400		570.21450		23,482.09950		671.77350	
			GKV-15	3.91	24,238.28550		574.62338		23,663.66212		676.96763	
			GKV-19	4.16	25,788.04800		611.36400		25,176.68400		720.25200	
6	SJVN Ltd.	15.04.2014	GKA-13	8.00	49,592.40000	49,592.40000	1,175.70000	1,175.70000	48,416.70000	48,416.70000	1,385.10000	1,385.10000
<b>Total</b>				<b>100.00000</b>	<b>619,905.00000</b>	<b>619,905.00000</b>	<b>14,696.25005</b>	<b>14,696.25005</b>	<b>605,208.74995</b>	<b>605,208.74995</b>	<b>17,313.75005</b>	<b>17,313.75005</b>



**SJVN Limited**  
**Commercial & System Operation Department**

Joint Meter Reading Report NOV,25

Name of site:	Khirvire Wind Power Project
---------------	-----------------------------

**Main Meter**

Grid Connectivity in the name of	M/s. K. P. Power Pvt. Ltd.		
Name of WTG Owner/ Customer	SJVN Ltd. (A Joint Venture of Govt. of India & Govt. of H.P.)		
Name of Substation	132/33 kV Substation Kombhalne (Taluka-Akole)		
33 kV Feeder No.	1		
MSEDCL Main Meter Details	Make: Elster/ Sr. No. 16595593		
MSEDCL Check Meter No.	16595594		
Date of joint meter reading	01.12.2025	Time	00:00:00

**Main Meter Reading (Feeder-1)**

Sr. No.	Parameter	Reading as on		Difference	Multiplying Factor (M.F.)	Total kWh
		01.12.2025 at 00:00:00	01.11.2025 at 00:00:00			
01	Import kWh	210,005.4050	209,507.6600	497.7450	1500	746,617.50
02	Import kWh- Rate A	72,559.2475	72,339.5400	219.7075	1500	329,561.25
03	Import kWh- Rate B	76,105.9175	75,986.7475	119.1700	1500	178,755.00
04	Import kWh- Rate C	22,376.8500	22,322.2300	54.6200	1500	81,930.00
05	Import kWh- Rate D	38,963.3900	38,859.1425	104.2475	1500	156,371.25
06	Export kWh	1,126.3925	1,117.1100	9.2825	1500	13,923.75
07	Export kWh- Rate A	361.8500	359.0000	2.8500	1500	4,275.00
08	Export kWh- Rate B	453.1025	448.4925	4.6100	1500	6,915.00
09	Export kWh- Rate C	163.0575	161.8975	1.1600	1500	1,740.00
10	Export kWh- Rate D	148.3825	147.7200	0.6625	1500	993.75
11	Import kVAh	210,117.4475	209,618.8300	498.6175	1500	747,926.25
12	Export kVAh	1,842.3900	1,825.6250	16.7650	1500	25,147.50
13	Import kVArh Lag (Q1)	4,693.5900	4,662.6775	30.9125	1500	46,368.75
14	Export kVArh Lead (Q2)	5.1900	5.1900	0.0000	1500	0.00
15	Export kVArh Lag (Q3)	1,375.8975	1,362.3600	13.5375	1500	20,306.25
16	Import kVArh Lead (Q4)	3,726.5925	3,721.6350	4.9575	1500	7,436.25

Note: Main meter reading taken from MRI print.

Representative of SJVN Ltd.



**SJVN Limited**  
**Commercial & System Operation Department**

Joint Meter Reading Report NOV,25

Name of site:	Khirvire Wind Power Project
---------------	-----------------------------

**Main Meter**

Grid Connectivity in the name of	M/s. K. P. Power Pvt. Ltd.		
Name of WTG Owner/ Customer	SJVN Ltd. (A Joint Venture of Govt. of India & Govt. of H.P.)		
Name of Substation	132/33 kV Substation Kombhalne (Taluka-Akole)		
33 kV Feeder No.	2		
MSEDCL Main Meter Details	<b>Make: Elster/ Sr. No. 16595595</b>		
MSEDCL Check Meter No.	16595596		
Date of joint meter reading	01.12.2025	Time	00:00:00

**Main Meter Reading (Feeder-2)**

Sr. No.	Parameter	Reading as on		Difference	Multiplying Factor (M.F.)	Total kWh
		01.12.2025 at 00:00:00	01.11.2025 at 00:00:00			
01	Import kWh	169,208.5850	168,795.3150	413.2700	1500	619,905.00
02	Import kWh- Rate A	59,415.7200	59,224.8150	190.9050	1500	286,357.50
03	Import kWh- Rate B	60,817.2075	60,724.6050	92.6025	1500	138,903.75
04	Import kWh- Rate C	18,137.5425	18,100.0775	37.4650	1500	56,197.50
05	Import kWh- Rate D	30,838.1150	30,745.8175	92.2975	1500	138,446.25
06	Export kWh	1,103.0000	1,093.2025	9.7975	1500	14,696.25
07	Export kWh- Rate A	345.5100	342.6450	2.8650	1500	4,297.50
08	Export kWh- Rate B	447.7175	442.8850	4.8325	1500	7,248.75
09	Export kWh- Rate C	166.9175	165.5250	1.3925	1500	2,088.75
10	Export kWh- Rate D	142.8550	142.1475	0.7075	1500	1,061.25
11	Import kVAh	169,329.3075	168,915.4900	413.8175	1500	620,726.25
12	Export kVAh	1,593.9850	1,578.3350	15.6500	1500	23,475.00
13	Import kVArh Lag (Q1)	4,507.3450	4,485.2975	22.0475	1500	33,071.25
14	Export kVArh Lead (Q2)	14.2375	14.2375	0.0000	1500	0.00
15	Export kVArh Lag (Q3)	1,026.3200	1,014.7775	11.5425	1500	17,313.75
16	Import kVArh Lead (Q4)	3,300.6700	3,294.7625	5.9075	1500	8,861.25

Note: Main meter reading taken from MRI print.

Representative of SJVN Ltd.



**SJVN Limited**  
**Commercial & System Operation Department**

Joint Meter Reading Report NOV,25

Name of site:	Khirvire Wind Power Project
---------------	-----------------------------

**Check Meter**

Grid Connectivity in the name of	M/s. K. P. Power Pvt. Ltd.		
Name of WTG Owner/ Customer	SJVN Ltd. (A Joint Venture of Govt. of India & Govt. of H.P.)		
Name of Substation	132/33 kV Substation Kombhalne (Taluka-Akole)		
33 kV Feeder No.	1		
MSEDCL Main Meter Details	Make: Elster/ Sr. No. 16595593		
MSEDCL Check Meter No.	16595594		
Date of joint meter reading	01.12.2025	Time	00:00:00

**Check Meter Reading (Feeder-1)**

Sr. No.	Parameter	Reading as on		Difference	Multiplying Factor (M.F.)	Total kWh
		01.12.2025 at 00:00:00	01.11.2025 at 00:00:00			
01	Import kWh	209,768.5350	209,271.2900	497.2450	1500	745,867.50
02	Import kWh- Rate A	72,428.6075	72,210.2875	218.3200	1500	327,480.00
03	Import kWh- Rate B	76,097.0775	75,977.9625	119.1150	1500	178,672.50
04	Import kWh- Rate C	22,406.2775	22,352.0625	54.2150	1500	81,322.50
05	Import kWh- Rate D	38,836.5725	38,730.9775	105.5950	1500	158,392.50
06	Export kWh	1,121.0125	1,111.7475	9.2650	1500	13,897.50
07	Export kWh- Rate A	361.5750	358.7050	2.8700	1500	4,305.00
08	Export kWh- Rate B	452.6525	448.0350	4.6175	1500	6,926.25
09	Export kWh- Rate C	159.8125	158.6775	1.1350	1500	1,702.50
10	Export kWh- Rate D	146.9725	146.3300	0.6425	1500	963.75
11	Import kVAh	209,881.4900	209,383.3650	498.1250	1500	747,187.50
12	Export kVAh	1,830.4725	1,813.9225	16.5500	1500	24,825.00
13	Import kVArh Lag (Q1)	4,708.7100	4,677.8300	30.8800	1500	46,320.00
14	Export kVArh Lead (Q2)	5.2475	5.2475	0.0000	1500	0.00
15	Export kVArh Lag (Q3)	1,364.6250	1,351.3350	13.2900	1500	19,935.00
16	Import kVArh Lead (Q4)	3,668.6175	3,663.5825	5.0350	1500	7,552.50

Note: Check meter reading taken from MRI print.

Representative of SJVN Ltd.



**SJVN Limited**  
**Commercial & System Operation Department**

Joint Meter Reading Report NOV,25

Name of site:	Khirvire Wind Power Project
---------------	-----------------------------

**Check Meter**

Grid Connectivity in the name of	M/s. K. P. Power Pvt. Ltd.		
Name of WTG Owner/ Customer	SJVN Ltd. (A Joint Venture of Govt. of India & Govt. of H.P.)		
Name of Substation	132/33 kV Substation Kombhalne (Taluka-Akole)		
33 kV Feeder No.	2		
MSEDCL Main Meter Details	Make: Elster/ Sr. No. 16595595		
MSEDCL Check Meter No.	16595596		
Date of joint meter reading	01.12.2025	Time	00:00:00

**Check Meter Reading (Feeder-2)**

Sr. No.	Parameter	Reading as on		Difference	Multiplying Factor (M.F.)	Total kWh
		01.12.2025 at 00:00:00	01.11.2025 at 00:00:00			
01	Import kWh	169,403.8825	168,989.8950	413.9875	1500	620,981.25
02	Import kWh- Rate A	59,445.6100	59,255.3950	190.2150	1500	285,322.50
03	Import kWh- Rate B	60,914.5775	60,821.9450	92.6325	1500	138,948.75
04	Import kWh- Rate C	18,168.7725	18,131.2675	37.5050	1500	56,257.50
05	Import kWh- Rate D	30,874.9225	30,781.2875	93.6350	1500	140,452.50
06	Export kWh	1,109.8025	1,099.9525	9.8500	1500	14,775.00
07	Export kWh- Rate A	348.7900	345.8950	2.8950	1500	4,342.50
08	Export kWh- Rate B	451.2325	446.3925	4.8400	1500	7,260.00
09	Export kWh- Rate C	166.2500	164.8450	1.4050	1500	2,107.50
10	Export kWh- Rate D	143.5300	142.8200	0.7100	1500	1,065.00
11	Import kVAh	169,524.4075	169,109.8825	414.5250	1500	621,787.50
12	Export kVAh	1,600.1275	1,584.4425	15.6850	1500	23,527.50
13	Import kVArh Lag (Q1)	4,500.2425	4,478.3375	21.9050	1500	32,857.50
14	Export kVArh Lead (Q2)	14.3525	14.3525	0.0000	1500	0.00
15	Export kVArh Lag (Q3)	1,027.5575	1,016.0075	11.5500	1500	17,325.00
16	Import kVArh Lead (Q4)	3,322.7725	3,316.7125	6.0600	1500	9,090.00

Note: Check meter reading taken from MRI print.

Representative of SJVN Ltd.



**SJVN Limited**  
**Commercial & System Operation Department**

**Detail of generation (in %) of each weg connected to 33kv FEEDER1 at 132/33 kv substation kombhalne during the month NOV,2025**

**Annexure-I**

**Name of site: Khirvire Wind Power Project (Taluka- Akole)**

Sr. No.	Customer Name	Date of Commissioning (DOC)	Location No.	Total LCS Reading (In kWh)	Percentage of Total Generation	Sum (%)
01	SJVN Ltd.	20.01.2014	GKA-02	0	0.00	47.92
02			GKA-14N	32,132	4.16	
03			GKA-15	0	0.00	
04			GKA-37	30,651	3.97	
05			GKA-41	29,097	3.77	
06			GKA-42	41,376	5.36	
07			GKA-43	38,390	4.97	
08			GKA-45	31,244	4.05	
09			GKA-46	31,564	4.09	
10			GKA-47	33,893	4.39	
11			GKA-48	33,910	4.39	
12			GKA-50	37,812	4.9	
13			GKA-54	29,866	3.87	
14		31.01.2014	GAK-01	24,767	3.21	36.93
15			GKA-06	29,549	3.83	
16			GKA-09	0	0.00	
17			GKA-10	34,225	4.43	
18			GKA-17	26,667	3.45	
19			GKA-20	31,727	4.11	
20			GKA-36	31,344	4.06	
21			GKA-40	29,100	3.77	
22			GAK-43N1	22,629	2.93	
23			GAK-66	24,113	3.12	
24			GAK-67	0	0.00	
25		GKA-68	31,003	4.02		
26		20.02.2014	GAK-86	24,493	3.17	3.17
27		30.03.2014	GKA-19	33,645	4.36	4.36
28		15.04.2014	GKA-18	32,469	4.21	4.21
29		20.05.2014	GKA-51	26,277	3.41	3.41
<b>Total</b>				<b>771943</b>	<b>100.00</b>	<b>100.00</b>



**SJVN Limited  
Commercial & System Operation Department**

**Detail of generation (in %) of each weg connected to 33kv FEEDER2 at 132/33 kv substation kombhalne during the month NOV,2025**

**Annexure-II**

**Name of site: Khirvire Wind Power Project (Taluka- Akole)**

Sr. No.	Customer Name	Date of Commissioning (DOC)	Location No.	Total LCS Reading (In kWh)	Percentage of Total Generation	Sum (%)
01	SJVN Ltd.	20.01.2014	GKV-4N	0	0.00	37.74
02			GKV-05	0	0.00	
03			GKV-06	28,028	4.38	
04			GKV-12	14,991	2.34	
05			GKV-13	26,517	4.15	
06			GKV-14	26,717	4.18	
07			GKV-18	24,276	3.8	
08			GKV-20	26,363	4.12	
09			GKV-22N	25,829	4.04	
10			GKV-28	30,273	4.73	
11			GKA-34	38,346	6.00	
12			GKA-53	0	0.00	
13		31.01.2014	GKV-07	27,603	4.32	12.79
14			GKV-21	18,853	2.95	
15			GKV-28N1	0	0.00	
16			GKV-39	11,194	1.75	
17			GKV-50	24,110	3.77	
18		20.02.2014	GKV-23	25,359	3.97	10.88
19			GKA-52	44,193	6.91	
20		22.03.2014	GKV-32	26,238	4.1	10.05
21			GKA-35	38,020	5.95	
22		30.03.2014	GKV-02	28,172	4.41	20.54
23			GKV-03	26,740	4.18	
24			GKV-11	24,801	3.88	
25			GKV-15	25,024	3.91	
26		30.03.2014	GKV-19	26,616	4.16	20.54
27			GKA-13	51,104	8.00	
<b>Total</b>				<b>639367</b>	<b>100.00</b>	<b>100.00</b>



**SJVN Limited**  
**Commercial & System Operation Department**

**Generation data for 01.11.2025 to 01.12.2025**

Feeder-1				Feeder-2			
Location No.	New Reading as on 01.12.2025 at 00:00 hr	Old Reading as on 01.11.2025 at 00:00 hr.	Difference	Location No.	New Reading as on 01.12.2025 at 00:00 hr	Old Reading as on 01.11.2025 at 00:00 hr.	Difference
GAK-01	10,692,655	10,667,888	24,767	GKV-02	9,445,954	9,417,782	28,172
GKA-02	9,786,262	9,786,262		GKV-03	8,432,749	8,406,009	26,740
GKA-06	12,749,512	12,719,963	29,549	GKV-4N	8,396,242	8,396,242	
GKA-09	10,630,021	10,630,021		GKV-05	7,532,811	7,532,811	
GKA-10	13,462,612	13,428,387	34,225	GKV-06	9,433,338	9,405,310	28,028
GKA-14N	10,779,069	10,746,937	32,132	GKV-07	10,366,164	10,338,561	27,603
GKA-15	10,593,332	10,593,332		GKV-11	8,707,223	8,682,422	24,801
GKA-17	11,676,542	11,649,875	26,667	GKV-12	9,316,596	9,301,605	14,991
GKA-18	10,738,621	10,706,152	32,469	GKV-13	8,905,604	8,879,087	26,517
GKA-19	11,351,121	11,317,476	33,645	GKV-14	8,787,809	8,761,092	26,717
GKA-20	9,501,284	9,469,557	31,727	GKV-15	10,400,640	10,375,616	25,024
GKA-36	10,461,860	10,430,516	31,344	GKV-18	9,545,929	9,521,653	24,276
GKA-37	12,120,236	12,089,585	30,651	GKV-19	10,047,516	10,020,900	26,616
GKA-40	9,425,420	9,396,320	29,100	GKV-20	11,390,611	11,364,248	26,363
GKA-41	9,602,016	9,572,919	29,097	GKV-21	6,656,437	6,637,584	18,853
GKA-42	12,952,126	12,910,750	41,376	GKV-22N	9,073,939	9,048,110	25,829
GKA-43	12,258,616	12,220,226	38,390	GKV-23	7,231,967	7,206,608	25,359
GAK-43N1	9,463,181	9,440,552	22,629	GKV-28	10,018,307	9,988,034	30,273
GKA-45	10,288,218	10,256,974	31,244	GKV-28N1	8,275,179	8,275,179	
GKA-46	9,771,992	9,740,428	31,564	GKV-32	8,578,504	8,552,266	26,238
GKA-47	11,864,863	11,850,970	33,893	GKV-39	7,623,976	7,612,782	11,194
GKA-48	12,818,592	12,784,682	33,910	GKV-50	9,191,144	9,167,034	24,110
GKA-50	14,804,597	14,766,785	37,812	GKA-13	13,135,035	13,083,931	51,104
GKA-51	13,002,120	12,975,843	26,277	GKA-34	10,772,643	10,734,297	38,346
GKA-54	13,450,500	13,420,634	29,866	GKA-35	13,129,532	13,091,512	38,020
GAK-66	8,585,433	8,561,320	24,113	GKA-52	14,334,298	14,290,105	44,193
GAK-67	8,795,312	8,795,312		GKA-53	13,559,170	13,559,170	
GKA-68	9,731,808	9,700,805	31,003				
GAK-86	11,706,245	11,681,752	24,493				
<b>Total Gross Generation</b>			771,943	<b>Total Gross Generation</b>			639,367
				<b>Grand Total Generation</b>			1,411,310

# MAHARASHTRA STATE ELECTRICITY DISTRIBUTION CO. LTD.



(Government of Maharashtra Undertaking)  
(CIN: U40109MH2005SGC153645)

[eesangamner@ho.mahadiscom.in](mailto:eesangamner@ho.mahadiscom.in)  
[eesangamner@gmail.com](mailto:eesangamner@gmail.com)  
Web Site: [www.mahadiscom.in](http://www.mahadiscom.in)



Office of the "Executive Engineer"  
O&M Division, Sangamner  
Opposite bus stand, Old power house  
Tal.- Sangamner-422605  
Dist.- Ahilyanagar  
Tel: 02425-221407

Ref: EE/SNGR/Tech/ **Nc 0 4 8 6 3**

Date: - **3 DEC 2025**

To,  
The Superintending Engineer  
O&M Circle Office,  
MSEDCL, Ahilyanagar

Subject: Joint Meter Reading (JMR) at 132/33KV, 47.6MW Wind Farm substation of SJVN Limited situated at Kombhalne, Tal. Akole Dist. Ahilyanagar for the month of November-25.


R/Sir,

With reference to the above subject, Joint Meter Reading (JMR) has been taken by MRI at 132/33KV, 47.6MW Wind Farm substation of SJVN Limited situated at Kombhalne, Tal. Akole Dist. Ahilyanagar for the month of November-25 and copy of the JMR is enclosed herewith.

This is for your kind information and needful please.

Encl:

1. Joint Meter Reading for November-25

  
(Pradip R. Wattamwar)  
Executive Engineer  
Sangamner Division

Copy To:  
The Dy. Executive Engineer, MSEDCL, O&M Subdivision, Akole


**MAHARASHTRA STATE ELECTRICITY DISTRIBUTION CO. LTD.**  
AKOLE SUBDIVISION, SANGAMNER DIVISION, AHILYANAGAR

Date: 01.12.25


JOINT METER READING REPORT AT KOMBHALNE SUBSTATION, KHIRVIRE SITE


Feeder No:- 01

TYPE	DISPLAY ID	DISPLAY ITEM	MAIN METER	CHECK METER
Normal	Sr. No	Meter ID	16595593	16595594
Normal	DATE	Present Date	01.12.25	01.12.25
Normal	TIME	Present Time	11:03:56	11:07:09
Normal	T DL	Current Billing KWh Delivered	210016	209779
Normal	A DL	Current Billing Rate A KWh Delivered	72568	72437
Normal	B DL	Current Billing Rate B KWh Delivered	76107	76098
Normal	C DL	Current Billing Rate C KWh Delivered	22376	22406
Normal	D DL	Current Billing Rate D KWh Delivered	38963	38836
Normal	T Q1	Current Billing KVARh Q1	4694	4709
Normal	T Q4	Current Billing KVARh Q4	3726	3668
Normal	T DL	Current Billing KVAh Q1	210128	209892
Normal	MAX A	Current Billing Rate A Max KVA Q1	2.510	2.500
Normal	MAX B	Current Billing Rate B Max KVA Q1	1.060	1.060
Normal	MAX C	Current Billing Rate C Max KVA Q1	0.270	0.430
Normal	MAX D	Current Billing Rate D Max KVA Q1	0.000	0.000
Normal	T RC	Current Billing KWh Received	1126	1121
Normal	A RC	Current Billing Rate A KWh Received	361	361
Normal	B RC	Current Billing Rate B KWh Received	453	452
Normal	C RC	Current Billing Rate C KWh Received	163	159
Normal	D RC	Current Billing Rate D KWh Received	148	146
Normal	T Q3	Current Billing KVARh Q3	1876	1864
Normal	T Q2	Current Billing KVARh Q2	5	5
Normal	T RC	Current Billing KVARh Received	1842	1830
Normal	MAX RC	Current Billing Rate A Max KVA received	0.000	0.000
Normal	MAX RC	Current Billing Rate B Max KVA received	0.090	0.090
Normal	MAX RC	Current Billing Rate C Max KVA received	0.080	0.080
Normal	MAX RC	Current Billing Rate D Max KVA received	0.000	0.000
Normal	L1	Phase A Voltage	63.440	64.102
Normal	L2	Phase B Voltage	64.183	64.175
Normal	L3	Phase C Voltage	63.697	63.929
Normal	L1	Phase A Current	0.026	0.018
Normal	L2	Phase B Current	0.025	0.019
Normal	L3	Phase C Current	0.031	0.032
Normal	L 123 COS	System Power Factor Vectorial	0.99	0.99
Normal	RESETS	Demand Reset (All)	214	212
Normal	NET HI	ABT Net KAVRh Del. & Rec. above 103%	99999165	99999193

  
For, PVIPL

For, SJVN Ltd.

  
Asst. Engineer  
MSEDCL S/d Akole

  
Dy. Executive Engineer  
MSEDCL S/d Akole

  
Executive Engineer  
O&M, MSEDCL, Sangamner


**Feeder No: - 01**

			16595593	16595594
Normal	NET LOW	ABT NET KVARh Del & Rec Below 97%	99999992	3
Normal	NET BET	ABT NET KVARh Del & Rec Between 103% to 97%	435	482
Normal	NET STP	ABT NET KVARh Del & Rec Stayout	2	2
Normal	PF DL	Current Billing Average Avg PF Delivered	0.998	0.999
Normal	PF RC	Current Billing Average Avg PF received	0.602	0.621
Normal		Service Voltage Test	63-4Y	63-4Y
Normal		Service Current Test	OK	OK
Normal	L 123	Frequency	50.01	50.01

TYPE	ID NO	DISPLAY	MAIN METER	CHECK METER
Alternate	OUTAGE	Outage Log	355732	355709
Alternate	P NET	ABT Previous Interval KWH Net	017500	090000
Alternate	FREQ	ABT Average Frequency	49.84	50.02
Alternate	L1 H2-15	Phase A Voltage % THD	0.25 %V	0.33 %V
Alternate	L2-H2-15	Phase B Voltage % THD	0.31 %V	0.34 %V
Alternate	L3-H2-15	Phase C Voltage % THD	0.46 %V	0.43 %V
Alternate	L1 H2-15	Phase A Current % THD	-	9.86 %A
Alternate	L2-H2-15	Phase B Current % THD	11.57 %A	11.54 %A
Alternate	L3-H2-15	Phase C Current % THD	9.72 %A	9.85 %A
Alternate	HI T DL	Current Billing KWH Delivered	16.0625	9779.2300
Alternate	HI Q1	Current Billing KVARh Q1	4694.2025	4709.3175
Alternate	HI Q4	Current Billing KVARh Q4	3726.6225	3668.6475
Alternate	HI T DL	Current Billing KVAh Q1	128.1400	9892.1775
Alternate	HI T RC	Current Billing KWH Received	1126.4950	1121.1150
Alternate	HI Q3	Current Billing KVARh Q3	1376.0275	1864.7525
Alternate	HI Q2	Current Billing KVARh Q2	5.1900	5.2475
Alternate	HI T RC	Current Billing KVAh Received	1842.5600	1830.6375
Alternate	P HI Q1	Present Interval KVA Q1	0.1700	0.2800
Alternate	P HI RC	Present Interval KVA Received	0.0000	0.0000
Alternate	TL DL	Time Left In Interval	05 00:41	05 03:49

OLD SEAL Details					
		Main Meter		Check Meter	
MD:	SNGR-D	030761	SNGR-D	030764	
Inner:		030762		030765	
Outer:		030763		030766	
NEW SEAL Details					
		Main Meter		Check Meter	
MD:	SNGR-D	030971	SNGR-D	030974	
Inner:		030972		030975	
Outer:		030973		030976	

  
For,  
SJVN Ltd.

  
Asst. Engineer  
MSEDCL S/d Akole

  
Dy. Executive Engineer  
MSEDCL S/d Akole

  
Executive Engineer  
O&M, MSEDCL, Sangamner


**MAHARASHTRA STATE ELECTRICITY DISTRIBUTION CO. LTD.**  
AKOLE SUBDIVISION, SANGAMNER DIVISION, AHILYANAGAR


Date: 01.12.2025

JOINT METER READING REPORT AT KOMBHALNE SUBSTATION, KHIRVIRE SITE

Feeder No:- 02

TYPE	DISPLAY ID	DISPLAY ITEM	MAIN METER	CHECK METER
Normal	Sr. No	Meter ID	16595595	16595596
Normal	DATE	Present Date	01.12.2025	01.12.2025
Normal	TIME	Present Time	10:55:24	11:08:42
Normal	T DL	Current Billing KWh Delivered	169215	169410
Normal	A DL	Current Billing Rate A KWh Delivered	59421	59451
Normal	B DL	Current Billing Rate B KWh Delivered	60817	60915
Normal	C DL	Current Billing Rate C KWh Delivered	18137	18169
Normal	D DL	Current Billing Rate D KWh Delivered	30838	30874
Normal	T Q1	Current Billing KVARh Q1	4507	4500
Normal	T Q4	Current Billing KVARh Q4	3300	3322
Normal	T DL	Current Billing KVAh Q1	169336	169531
Normal	MAX A	Current Billing Rate A Max KVA Q1	1.640	1.640
Normal	MAX B	Current Billing Rate B Max KVA Q1	0.850	0.850
Normal	MAX C	Current Billing Rate C Max KVA Q1	0.270	0.430
Normal	MAX D	Current Billing Rate D Max KVA Q1	0.000	0.000
Normal	T RC	Current Billing KWh Received	1103	1109
Normal	A RC	Current Billing Rate A KWh Received	345	348
Normal	B RC	Current Billing Rate B KWh Received	447	451
Normal	C RC	Current Billing Rate C KWh Received	166	166
Normal	D RC	Current Billing Rate D KWh Received	142	143
Normal	T Q3	Current Billing KVARh Q3	1026	1027
Normal	T Q2	Current Billing KVARh Q2	14	14
Normal	T RC	Current Billing KVARh Received	1544	1600
Normal	MAX RC	Current Billing Rate A Max KVA received	0.000	0.000
Normal	MAX RC	Current Billing Rate B Max KVA received	0.080	0.080
Normal	MAX RC	Current Billing Rate C Max KVA received	0.070	0.070
Normal	MAX RC	Current Billing Rate D Max KVA received	0.000	0.000
Normal	L1	Phase A Voltage	63.862	63.879
Normal	L2	Phase B Voltage	64.138	64.007
Normal	L3	Phase C Voltage	63.842	63.805
Normal	L1	Phase A Current	0.022	0.029
Normal	L2	Phase B Current	0.018	0.025
Normal	L3	Phase C Current	0.020	0.031
Normal	L 123 COS	System Power Factor Vectorial	0.99	0.99
Normal	RESETS	Demand Reset (All)	211	212
Normal	NET HI	ABT Net KAVRh Del. & Rec. above 103%	99999259	99999252

  
For,  
PVIPL  
Yashraj Kumar Gajjar  
SJVN Ltd.

  
Asst. Engineer  
MSEDCL S/d Akole

  
Dy. Executive Engineer  
MSEDCL S/d Akole

  
Executive Engineer  
O&M, MSEDCL, Sangamner


Feeder No: - 02


			16595595	16595596
Normal	NET LOW	ABT NET KVARh Del & Rec Below 97%	126	107
Normal	NET BET	ABT NET KVARh Del & Rec Between 103% to 97%	805	802
Normal	NET STP	ABT NET KVARh Del & Rec Stayout	2	2
Normal	PF DL	Current Billing Average Avg PF Delivered	1.000	1.000
Normal	PF RC	Current Billing Average Avg PF received	0.709	0.701
Normal		Service Voltage Test	63.4V	63.4V
Normal		Service Current Test	OK	OK
Normal	L 123	Frequency	49.95 Hz	50.02 Hz

TYPE	ID NO	DISPLAY	MAIN METER	CHECK METER
Alternate	OUTAGE	Outage Log	386207	386118
Alternate	P NET	ABT Previous Interval KWH Net	092500	107500
Alternate	FREQ	ABT Average Frequency	49.89	49.96
Alternate	L1 H2-15	Phase A Voltage % THD	0.331V	0.217V
Alternate	L2-H2-15	Phase B Voltage % THD	-	-
Alternate	L3-H2-15	Phase C Voltage % THD	0.467V	0.427V
Alternate	L1 H2-15	Phase A Current % THD	7.167A	29.967A
Alternate	L2-H2-15	Phase B Current % THD	11.557A	-
Alternate	L3-H2-15	Phase C Current % THD	7.707A	-
Alternate	HI T DL	Current Billing KWH Delivered	9215.5050	9410.8225
Alternate	HI Q1	Current Billing KVARh Q1	4507.5325	4500.4225
Alternate	HI Q4	Current Billing KVARh Q4	3360.6925	3322.7925
Alternate	HI T DL	Current Billing KVAh Q1	9336.2250	9531.3300
Alternate	HI T RC	Current Billing KWH Received	1103.0975	1109.9025
Alternate	HI Q3	Current Billing KVARh Q3	1026.450	1027.6550
Alternate	HI Q2	Current Billing KVARh Q2	14.2375	14.3525
Alternate	HI T RC	Current Billing KVAh Received	1544.1225	1600.2700
Alternate	P HI Q1	Present Interval KVA Q1	0.2100	0.2600
Alternate	P HI RC	Present Interval KVA Received	0.0000	0.0000
Alternate	TL DL	Time Left In Interval	05 02:28	05 03:50

OLD SEAL Details				
	Main Meter		Check Meter	
MD:	SNGR-D 030767		SNGR-D 030770	
Inner:	030768		030771	
Outer:	030769		030772	
NEW SEAL Details				
	Main Meter		Check Meter	
MD:	SNGR-D 030977		SNGR-D 030980	
Inner:	030978		030981	
Outer:	030979		030982	

  
 For, PVIPL  
 For, SJVN Ltd.

  
 Asst. Engineer  
 MSEDCL S/d Akole

  
 Dy. Executive Engineer  
 MSEDCL S/d Akole

  
 Executive Engineer  
 O&M, MSEDCL, Sangamner

Section Name: Previous 1

Meter ID:16595593

Date : 01-12-2025 00:00:00

Device Name: A1800

KWh del	Rate A	Rate B	Rate C	Rate D	Rate E	Rate F	Rate G	Rate H	Total
Energy	72559.2475	76105.9175	22376.85	38963.39	0	0	0	0	210005.405
Max Demand	5.02	9.9	3.93	6.15	0	0	0	0	9.9
Date_Time	01-11-2025 23:09:00	01-11-2025 17:49:00	17-11-2025 10:34:00	01-11-2025 18:14:00					01-11-2025 17:49:00
Cum Demand	1672.88	1683.57	1425.76	1359.24	0	0	0	0	1896.02
KWh rec	Rate A	Rate B	Rate C	Rate D	Rate E	Rate F	Rate G	Rate H	Total
Energy	361.85	453.1025	163.0575	148.3825	0	0	0	0	1126.3925
Max Demand	0.06	0.07	0.05	0.06	0	0	0	0	0.07
Date_Time	23-11-2025 23:09:00	22-11-2025 13:24:00	30-11-2025 10:09:00	23-11-2025 21:59:00					22-11-2025 13:24:00
Cum Demand	11.42	27.56	15.41	24.78	0	0	0	0	28.9
KVAh Q1	Rate A	Rate B	Rate C	Rate D	Rate E	Rate F	Rate G	Rate H	Total
Energy	72595.6625	76148.4475	22389.9725	38983.365	0	0	0	0	210117.4475
Max Demand	5.03	9.91	3.93	6.17	0	0	0	0	9.91
Date_Time	01-11-2025 23:09:00	01-11-2025 17:49:00	17-11-2025 10:34:00	01-11-2025 18:14:00					01-11-2025 17:49:00
Cum Demand	1673.3	1687.71	1429.92	1359.65	0	0	0	0	1900.24
KVAh rec	Rate A	Rate B	Rate C	Rate D	Rate E	Rate F	Rate G	Rate H	Total
Energy	593.4825	711.4775	248.375	289.055	0	0	0	0	1842.39
Max Demand	0.12	0.13	0.11	0.13	0	0	0	0	0.13
Date_Time	05-11-2025 04:14:00	20-11-2025 13:09:00	20-11-2025 11:34:00	23-11-2025 21:49:00					23-11-2025 21:49:00
Cum Demand	21.94	40.83	23.84	37.89	0	0	0	0	45.99
KVARh Q1	Rate A	Rate B	Rate C	Rate D	Rate E	Rate F	Rate G	Rate H	Total
Energy	1603.71	1712.35	518.1875	859.3425	0	0	0	0	4693.59
Max Demand	0.33	0.53	0.26	0.41	0	0	0	0	0.53
Date_Time	01-11-2025 23:19:00	01-11-2025 17:49:00	17-11-2025 10:44:00	01-11-2025 18:14:00					01-11-2025 17:49:00
Cum Demand	32.25	46.32	40.91	31.32	0	0	0	0	50.28



*Shankar B*  
**Junior Engineer (O)**  
 M.S.E.D.C.Ltd.  
 Akole - Sub. Division

*Yateesh Kumar Jary*  
**Field Engineer**  
 SJVN Limited  
 Khirvire Wind Power Station  
 Sinnar, Dist. Nashik-422103(MH)

*Shelke*  
**N. L. Shelke**  
 Dy. Executive Engineer  
 M.S.E.D.Co. Ltd.  
 Sub.Dn., Akole

*Shelke*  
**EXECUTIVE ENGINEER**  
 M.S.E.D.C.LTD. SANGAMNER DIVISION

KVARh Q3	Rate A	Rate B	Rate C	Rate D	Rate E	Rate F	Rate G	Rate H	Total
Energy	449.18	516.2725	174.8375	235.6075	0	0	0	0	1375.8975
Max Demand	0.1	0.12	0.09	0.11	0	0	0	0	0.12
Date_Time	14-11-2025 04:04:00	20-11-2025 12:19:00	20-11-2025 11:59:00	23-11-2025 21:49:00					20-11-2025 12:19:00
Cum Demand	18.57	29.11	18.08	16.39	0	0	0	0	34.32
KVARh Q2	Rate A	Rate B	Rate C	Rate D	Rate E	Rate F	Rate G	Rate H	Total
Energy	0.195	0.81	0.335	3.85	0	0	0	0	5.19
KVARh Q4	Rate A	Rate B	Rate C	Rate D	Rate E	Rate F	Rate G	Rate H	Total
Energy	1293.9075	1305.6175	373.6025	753.465	0	0	0	0	3726.5925
Avg PF del	Rate A	Rate B	Rate C	Rate D	Rate E	Rate F	Rate G	Rate H	Total
Energy	0.9982	0.9982	0.9979	0.9983	0	0	0	0	0.9982
Avg PF rec	Rate A	Rate B	Rate C	Rate D	Rate E	Rate F	Rate G	Rate H	Total
Energy	0.5243	0.5782	0.559	0.5165	0	0	0	0	0.5536



*Harsh R*  
**Junior Engineer (O)**  
M.S.E.D.C.Ltd.  
Akole - Sub. Division

*Yateesh Kumar Jagtap*  
**Field Engineer**  
SJVN Limited  
Khirvire Wind Power Station  
Sinnar, Dist. Nashik-422103(M)

*N. L. Shelke*  
**N. L. Shelke**  
Dy. Executive Engineer  
M.S.E.D.Co. Ltd.  
Sub.Dn., Akole

*S. P.*  
**EXECUTIVE ENGINEER**  
M.S.E.D.C.LTD. SANGAMNER DIVISION

Section Name: Previous 1

Meter ID:16595594

Date : 01-12-2025 00:00:00

Device Name: A1800

KWh del	Rate A	Rate B	Rate C	Rate D	Rate E	Rate F	Rate G	Rate H	Total
Energy	72428.6075	76097.0775	22406.2775	38836.5725	0	0	0	0	209768.535
Max Demand	5.06	9.87	3.87	6.07	0	0	0	0	9.87
Date_Time	01-11-2025 23:09:00	01-11-2025 17:39:00	17-11-2025 10:24:00	01-11-2025 18:49:00					01-11-2025 17:39:00
Cum Demand	1669.48	1675.61	1421.16	1354.39	0	0	0	0	1885.55
KWh rec	Rate A	Rate B	Rate C	Rate D	Rate E	Rate F	Rate G	Rate H	Total
Energy	361.575	452.6525	159.8125	146.9725	0	0	0	0	1121.0125
Max Demand	0.06	0.07	0.05	0.06	0	0	0	0	0.07
Date_Time	23-11-2025 23:09:00	22-11-2025 12:54:00	30-11-2025 09:59:00	23-11-2025 21:49:00					22-11-2025 12:54:00
Cum Demand	11.25	27.56	15.22	24.82	0	0	0	0	28.71
KVAh Q1	Rate A	Rate B	Rate C	Rate D	Rate E	Rate F	Rate G	Rate H	Total
Energy	72465.285	76139.995	22419.5175	38856.6925	0	0	0	0	209881.49
Max Demand	5.07	9.88	3.88	6.09	0	0	0	0	9.88
Date_Time	01-11-2025 23:09:00	01-11-2025 17:39:00	17-11-2025 10:24:00	01-11-2025 18:49:00					01-11-2025 17:39:00
Cum Demand	1669.85	1679.73	1425.3	1354.82	0	0	0	0	1889.75
KVAh rec	Rate A	Rate B	Rate C	Rate D	Rate E	Rate F	Rate G	Rate H	Total
Energy	590.5525	711.2675	242.8525	285.8	0	0	0	0	1830.4725
Max Demand	0.12	0.12	0.11	0.12	0	0	0	0	0.12
Date_Time	13-11-2025 00:09:00	22-11-2025 12:59:00	20-11-2025 11:59:00	23-11-2025 21:39:00					23-11-2025 21:39:00
Cum Demand	21.65	40.81	23.67	37.92	0	0	0	0	45.66
KVARh Q1	Rate A	Rate B	Rate C	Rate D	Rate E	Rate F	Rate G	Rate H	Total
Energy	1608.0875	1718.9575	520.4925	861.1725	0	0	0	0	4708.71
Max Demand	0.33	0.53	0.27	0.39	0	0	0	0	0.53
Date_Time	01-11-2025 23:09:00	01-11-2025 17:39:00	17-11-2025 10:29:00	01-11-2025 18:54:00					01-11-2025 17:39:00
Cum Demand	32.35	46.49	41.11	31.49	0	0	0	0	50.55



*Prashant R.*  
**Junior Engineer (O)**  
 M.S.E.D.C.Ltd.  
 Akole - Sub. Division

*Yashwantrao K. Jais*  
**Field Engineer**  
 SJVN Limited  
 Khirvire Wind Power Station  
 Sinnar, Dist. Nashik-422103(MH)

*N. L. Shelke*  
**N. L. Shelke**  
 Dy. Executive Engineer  
 M.S.E.D.Co. Ltd.  
 Sub.Dn., Akole

*S. J.*  
**EXECUTIVE ENGINEER**  
 M.S.E.D.C.LTD. SANGAMNER DIVISION

KVARh Q3	Rate A	Rate B	Rate C	Rate D	Rate E	Rate F	Rate G	Rate H	Total
Energy	445.3525	516.28	170.3775	232.615	0	0	0	0	1364.625
Max Demand	0.1	0.11	0.11	0.11	0	0	0	0	0.11
Date_Time	13-11-2025 00:14:00	20-11-2025 12:54:00	20-11-2025 11:59:00	23-11-2025 21:39:00					23-11-2025 21:39:00
Cum Demand	18.32	29.19	17.85	16.41	0	0	0	0	34.09
KVARh Q2	Rate A	Rate B	Rate C	Rate D	Rate E	Rate F	Rate G	Rate H	Total
Energy	0.21	0.81	0.3725	3.855	0	0	0	0	5.2475
KVARh Q4	Rate A	Rate B	Rate C	Rate D	Rate E	Rate F	Rate G	Rate H	Total
Energy	1268.4525	1288.19	367.6225	744.3525	0	0	0	0	3668.6175
Avg PF del	Rate A	Rate B	Rate C	Rate D	Rate E	Rate F	Rate G	Rate H	Total
Energy	0.9983	0.9981	0.9979	0.9982	0	0	0	0	0.9982
Avg PF rec	Rate A	Rate B	Rate C	Rate D	Rate E	Rate F	Rate G	Rate H	Total
Energy	0.5307	0.5843	0.5556	0.5365	0	0	0	0	0.5598



*Yateesh Kumar 909*  
**Field Engineer**  
 SJVN Limited  
 Khirvire Wind Power Station  
 Sinner, Dist. Nashik-422103(MH)

*Harsh R*  
**Junior Engineer (O)**  
 M.S.E.D.C.Ltd.  
 Akole - Sub. Division

*N. L. Shelke*  
**Dy. Executive Engineer**  
 M.S.E.D.Co. Ltd.  
 Sub.Dn., Akole

*[Signature]*  
**EXECUTIVE ENGINEER**  
 M.S.E.D.C.LTD. SANGAMNER DIVISION

Section Name: Previous 1

Meter ID:16595595

Date : 01-12-2025 00:00:00

Device Name: A1800

KWh del	Rate A	Rate B	Rate C	Rate D	Rate E	Rate F	Rate G	Rate H	Total
Energy	59415.72	60817.2075	18137.5425	30838.115	0	0	0	0	169208.585
Max Demand	5.73	4.5	3.56	3.94	0	0	0	0	5.73
Date_Time	02-11-2025 00:19:00	01-11-2025 17:39:00	17-11-2025 10:34:00	01-11-2025 20:59:00					02-11-2025 00:19:00
Cum Demand	1395.12	1403.16	1198.39	1142.85	0	0	0	0	1573.27
KWh rec	Rate A	Rate B	Rate C	Rate D	Rate E	Rate F	Rate G	Rate H	Total
Energy	345.51	447.7175	166.9175	142.855	0	0	0	0	1103
Max Demand	0.07	0.06	0.06	0.06	0	0	0	0	0.07
Date_Time	23-11-2025 23:09:00	25-11-2025 14:39:00	20-11-2025 11:59:00	24-11-2025 21:29:00					23-11-2025 23:09:00
Cum Demand	11.39	26.31	15.2	24.96	0	0	0	0	27.92
KVAh Q1	Rate A	Rate B	Rate C	Rate D	Rate E	Rate F	Rate G	Rate H	Total
Energy	59456.2525	60863.51	18151.865	30857.68	0	0	0	0	169329.3075
Max Demand	5.74	4.5	3.57	3.95	0	0	0	0	5.74
Date_Time	02-11-2025 00:19:00	01-11-2025 17:39:00	17-11-2025 10:34:00	01-11-2025 20:59:00					02-11-2025 00:19:00
Cum Demand	1395.41	1407.21	1202.46	1143.18	0	0	0	0	1577.32
KVAh rec	Rate A	Rate B	Rate C	Rate D	Rate E	Rate F	Rate G	Rate H	Total
Energy	498.6575	619.6325	222.485	253.21	0	0	0	0	1593.985
Max Demand	0.11	0.11	0.1	0.1	0	0	0	0	0.11
Date_Time	25-11-2025 03:24:00	24-11-2025 13:09:00	20-11-2025 11:59:00	28-11-2025 18:54:00					25-11-2025 03:24:00
Cum Demand	18.85	38.26	22.28	37	0	0	0	0	42.64
KVARh Q1	Rate A	Rate B	Rate C	Rate D	Rate E	Rate F	Rate G	Rate H	Total
Energy	1577.765	1643.2975	500.585	785.6975	0	0	0	0	4507.345
Max Demand	0.32	0.24	0.26	0.27	0	0	0	0	0.32
Date_Time	02-11-2025 00:19:00	18-11-2025 06:44:00	17-11-2025 10:34:00	01-11-2025 18:54:00					02-11-2025 00:19:00
Cum Demand	28.16	39.52	35.88	25.24	0	0	0	0	42.12



*Shashi R*  
**Junior Engineer (O)**  
 M.S.E.D.C.Ltd.  
 Akole - Sub. Division

*Yatesh Saini*  
**Field Engineer**  
 Khirvire Wind Power Station  
 Sinner, Dist. Nashik-422103/10  
**N. L. Shelke**  
 Dy. Executive Engineer  
 M.S.E.D.Co. Ltd.  
 Sub.Dn., Akole

*[Signature]*  
**EXECUTIVE ENGINEER**  
 M.S.E.D.C.LTD. SANGAMNER DIVISION

KVARh Q3	Rate A	Rate B	Rate C	Rate D	Rate E	Rate F	Rate G	Rate H	Total
Energy	328.22	378.7275	125.93	193.4425	0	0	0	0	1026.32
Max Demand	0.09	0.1	0.08	0.1	0	0	0	0	0.1
Date_Time	25-11-2025 03:24:00	20-11-2025 12:19:00	20-11-2025 11:59:00	28-11-2025 18:54:00					28-11-2025 18:54:00
Cum Demand	14.98	27.04	15.8	15.17	0	0	0	0	31.49
KVARh Q2	Rate A	Rate B	Rate C	Rate D	Rate E	Rate F	Rate G	Rate H	Total
Energy	2.4375	5.6175	2.105	4.0775	0	0	0	0	14.2375
KVARh Q4	Rate A	Rate B	Rate C	Rate D	Rate E	Rate F	Rate G	Rate H	Total
Energy	1154.61	1117.8125	331.495	696.7525	0	0	0	0	3300.67
Avg PF del	Rate A	Rate B	Rate C	Rate D	Rate E	Rate F	Rate G	Rate H	Total
Energy	0.9987	0.9984	0.9982	0.9987	0	0	0	0	0.9986
Avg PF rec	Rate A	Rate B	Rate C	Rate D	Rate E	Rate F	Rate G	Rate H	Total
Energy	0.5782	0.6556	0.6686	0.5694	0	0	0	0	0.626



*Shashi.R.*  
**Junior Engineer (O)**  
M.S.E.D.C.Ltd.  
Akole - Sub. Division

*Yateesh Kulkarni*  
**Field Engineer**  
SJVN Limited  
Khirvire Wind Power Station  
Sinnar, Dist. Nashik-422103(MH)

*N. L. Shelke*  
**Dy. Executive Engineer**  
M.S.E.D.Co. Ltd.  
Sub.Dn., Akole

*[Signature]*  
**EXECUTIVE ENGINEER**  
M.S.E.D.C.LTD. SANGAMNER DIVISION

Section Name: Previous 1

Meter ID:16595596

Date : 01-12-2025 00:00:00

Device Name: A1800

KWh del	Rate A	Rate B	Rate C	Rate D	Rate E	Rate F	Rate G	Rate H	Total
Energy	59445.61	60914.5775	18168.7725	30874.9225	0	0	0	0	169403.8825
Max Demand	5.74	4.5	3.56	3.95	0	0	0	0	5.74
Date_Time	02-11-2025 00:14:00	01-11-2025 17:34:00	17-11-2025 10:29:00	01-11-2025 20:54:00					02-11-2025 00:14:00
Cum Demand	1409.71	1415.17	1211.07	1144.47	0	0	0	0	1585.72
KWh rec	Rate A	Rate B	Rate C	Rate D	Rate E	Rate F	Rate G	Rate H	Total
Energy	348.79	451.2325	166.25	143.53	0	0	0	0	1109.8025
Max Demand	0.07	0.07	0.06	0.06	0	0	0	0	0.07
Date_Time	23-11-2025 23:09:00	06-11-2025 17:09:00	20-11-2025 11:59:00	24-11-2025 21:24:00					23-11-2025 23:09:00
Cum Demand	11.51	26.5	15.29	25.11	0	0	0	0	28.06
KVAh Q1	Rate A	Rate B	Rate C	Rate D	Rate E	Rate F	Rate G	Rate H	Total
Energy	59486.16	60960.67	18183.115	30894.4625	0	0	0	0	169524.4075
Max Demand	5.74	4.5	3.57	3.96	0	0	0	0	5.74
Date_Time	02-11-2025 00:14:00	01-11-2025 17:34:00	17-11-2025 10:29:00	01-11-2025 20:54:00					02-11-2025 00:14:00
Cum Demand	1410.01	1419.25	1215.14	1144.75	0	0	0	0	1589.75
KVAh rec	Rate A	Rate B	Rate C	Rate D	Rate E	Rate F	Rate G	Rate H	Total
Energy	501.255	624.7475	220.6425	253.4825	0	0	0	0	1600.1275
Max Demand	0.11	0.11	0.1	0.1	0	0	0	0	0.11
Date_Time	23-11-2025 23:04:00	28-11-2025 17:29:00	20-11-2025 11:59:00	28-11-2025 18:49:00					28-11-2025 17:29:00
Cum Demand	18.8	38.63	22.24	37.03	0	0	0	0	42.77
KVARh Q1	Rate A	Rate B	Rate C	Rate D	Rate E	Rate F	Rate G	Rate H	Total
Energy	1575.1025	1640.5025	499.9	784.7375	0	0	0	0	4500.2425
Max Demand	0.33	0.25	0.26	0.26	0	0	0	0	0.33
Date_Time	02-11-2025 00:09:00	01-11-2025 17:34:00	17-11-2025 10:29:00	01-11-2025 18:49:00					02-11-2025 00:09:00
Cum Demand	28.25	39.48	35.9	25.28	0	0	0	0	42.06



*Shashi R*  
**Junior Engineer (O)**  
 M.S.E.D.C.Ltd.  
 Akole - Sub. Division

*Y. P. Kumbhar*  
**SJVN Limited**  
 Khirvire Wind Power Station  
 Sinnar, Dist. Nashik-422103(M.S.)

*Shilpa*  
**N. L. Shelke**  
 Dy. Executive Engineer  
 M.S.E.D. Co. Ltd.  
 Sub.Dn., Akole

*Shilpa*  
**EXECUTIVE ENGINEER**  
 M.S.E.D.C.LTD. SANGAMNER DIVISION

KVARh Q3	Rate A	Rate B	Rate C	Rate D	Rate E	Rate F	Rate G	Rate H	Total
Energy	328.17	382.025	124.0725	193.29	0	0	0	0	1027.5575
Max Demand	0.1	0.1	0.08	0.1	0	0	0	0	0.1
Date_Time	13-11-2025 00:19:00	28-11-2025 17:29:00	20-11-2025 11:59:00	28-11-2025 18:49:00					28-11-2025 18:49:00
Cum Demand	14.85	27.4	15.77	15.27	0	0	0	0	31.54
KVARh Q2	Rate A	Rate B	Rate C	Rate D	Rate E	Rate F	Rate G	Rate H	Total
Energy	2.5525	5.5825	2.1525	4.065	0	0	0	0	14.3525
KVARh Q4	Rate A	Rate B	Rate C	Rate D	Rate E	Rate F	Rate G	Rate H	Total
Energy	1158.2225	1127.9225	333.2475	703.38	0	0	0	0	3322.7725
Avg PF del	Rate A	Rate B	Rate C	Rate D	Rate E	Rate F	Rate G	Rate H	Total
Energy	0.9988	0.9984	0.9984	0.9986	0	0	0	0	0.9987
Avg PF rec	Rate A	Rate B	Rate C	Rate D	Rate E	Rate F	Rate G	Rate H	Total
Energy	0.581	0.6578	0.6706	0.568	0	0	0	0	0.6279



*Harsh B*  
**Junior Engineer (O)**  
M.S.E.D.C.Ltd.  
Akole - Sub. Division

*Pateesh Kumar Jais*  
**Field Engineer**

SJVN Limited  
Khirvire Wind Power Station  
Nashik, Dist. Nashik-422103(MH)

*N. L. Shelke*  
**N. L. Shelke**  
Dy. Executive Engineer  
M.S.E.D.Co. Ltd.  
Sub.Dn., Akole

*S. J.*  
**EXECUTIVE ENGINEER**  
M.S.E.D.C.LTD. SANGAMNER DIVISION