

एसजेवीएन लिमिटेड SJVN Limited

(भारत सरकार एवं हिमाचल प्रदेश सरकार का संयुक्त उपक्रम)
(A Joint Venture of Govt. of India & Govt. of Himachal Pradesh)

नवरत्न सी. पी. एस. ई.
A Navratna CPSE

CIN No : L40101HP1988GOI008409



Ref No: SJVN/C&SO/2025-26/ -152

Date : 04-02-2026

To,
Chief Engineer (Renewable Energy),
5th Floor, Prakashgad, A K Juneg, Bandra (East), Mumbai – 400051

Sub: Regarding submission of Monthly Energy Bills for Jan, 2026 towards sale of Energy to MSEDCL.

Dear Sir,

We are enclosing herewith the following data for Jan 2026 for processing our energy bills of this period. The due date of payment of these energy bills is 04.04.2026.

The copy of the Energy Bill is also available at our web-site i.e. www.sjvn.nic.in

The Following are the details attached:

1. Invoices for Jan 2026 as per detail appended below (Exhibit- I)
2. A detail of percentage Generation of each WEG for Jan 2026 (Exhibit-II)
3. Energy breakup report for Jan 2026 in respect of Feeder No. 1 & 2. (Exhibit-III)

Sr. No.	Feeder No.	Bill for the Month	Invoice No.& Date	Total Amount of Invoice (In Rs)
1	Feeder No.1	Jan-2026	MSEDCL/25/Jan-01, Dated: 04-02-2026	9,69,879.00
2			MSEDCL/25/Jan-03, Dated: 04-02-2026	7,74,659.00
3			MSEDCL/25/Jan-05, Dated: 04-02-2026	63,055.00
4			MSEDCL/25/Jan-07, Dated: 04-02-2026	89,571.00
5			MSEDCL/25/Jan-11, Dated: 04-02-2026	91,355.00
6			MSEDCL/25/Jan-12, Dated: 04-02-2026	56,533.00
Total				20,45,052.00
1	Feeder No.2	Jan-2026	MSEDCL/25/ Jan -02, Dated: 04-02-2026	5,63,603.00
2			MSEDCL/25/ Jan -04, Dated: 04-02-2026	1,58,356.00
3			MSEDCL/25/ Jan -06, Dated: 04-02-2026	1,33,367.00
4			MSEDCL/25/ Jan -08, Dated: 04-02-2026	2,96,580.00
5			MSEDCL/25/ Jan -09, Dated: 04-02-2026	1,25,227.00
6			MSEDCL/25/ Jan -10, Dated: 04-02-2026	89,093.00
Total				13,66,226.00
Grand Total				34,11,278.00

(Signature)

कॉरपोरेट मुख्यालय : शक्ति सदन, शनान,
शिमला - 171006 (हि.प्र.) www.sjvn.nic.in

दूरभाष : 0177-2660003/4/5/6 फैक्स : 0177-2660001

सम्पर्क कार्यालय : ऑफिस ब्लॉक, टावर - 1, 6 वीं मंजिल,
एनबीसीसी कॉम्प्लेक्स, पूर्वी किदवई नगर, नई दिल्ली-110023

दूरभाष : 011-61901919 फैक्स : 011-61901915

मुनीश कुमार

उप महाप्रबंधक (सी एंड एस ओ)

एसजेवीएन लिमिटेड, शक्ति सदन,

शनान, शिमला-171006 (हि.प्र.)

Corporate H.Q.: Shakti Sadan, Shanan,
Shimla-171006, (H.P.) www.sjvn.nic.in

Tele: 0177-2660003/4/5/6, Fax: 0177-2660001

Liaison Office: Office Block, Tower-1, 6th Floor,
NBCC Complex, East Kidwai Nagar, New Delhi-110023

Tele: 011-61901919, Fax: 011-61901915

अपने तथा राष्ट्र के हित में ऊर्जा की बचत करें।

SAVE ENERGY FOR BENEFIT OF SELF AND NATION

एसजेवीएन लिमिटेड SJVN Limited

(भारत सरकार एवं हिमाचल प्रदेश सरकार का संयुक्त उपक्रम)
(A Joint Venture of Govt. of India & Govt. of Himachal Pradesh)
नवरत्न सी. पी. एस. ई.
A Navratna CPSE
CIN No : L40101HP1988GOI008409



We would also like to bring your kind notice regarding the outstanding dues of energy charges and late payment surcharge payable as on 31-01-2026 by MSEDCL which is as under: -

1. Outstanding amount of energy charges accumulated ending Jan 2026	=	1,79,92,516.00
2. The energy bills for the month of Jan 2026 (Details as shown above)	=	34,11,278.00
A. Total Energy Bills Outstanding (1+2)	=	2,14,03,794.00
3. Late payment surcharge accumulated ending 31-01-2026	=	13,86,99,088.00
4. Total (A+3)	=	16,01,02,882.00

The bill is to be paid in full by the due date notwithstanding by difference or dispute regarding the accuracy of bill for which adjustment, if any would be carried out Janarately or in next month energy bill. Bank charges, if any would be the responsibility of the beneficiary.

Your early action for processing our energy bills and releasing the payment of outstanding dues of energy charges and late payment surcharge (shown above) shall be highly appreciated.

Thanking you,

Yours Faithfully,
For & on behalf of SJVN Limited


Authorized Signatory.

Encl: As above

उप महाप्रबंधक (सी एंड एस ओ)
एसजेवीएन लिमिटेड, शक्ति सदन,
शानान, शिमला-171006 (हि.प्र.)

CC:

1. The Superintending Engineer, MSEDCL, Ahmed Nagar Circle, Maharashtra. -414001
2. AGM (RE), Maharashtra State Electricity Distribution Co. Ltd. (MSEDCL), Prakashgad, Plot No. G-9, Bandra (E), Mumbai – 400051
3. General Manager (PP), Maharashtra State Electricity Distribution Co. Ltd. Prakashgad, Plot No. G-9, Bandra (E), Mumbai – 400051

कॉर्पोरेट मुख्यालय : शक्ति सदन, शानान,
शिमला - 171006 (हि.प्र.) www.sjvn.nic.in
दूरभाष : 0177-2660003/4/5/6 फैक्स : 0177-2660001
सम्पर्क कार्यालय : ऑफिस ब्लॉक, टावर - 1, 6 वीं मंज़िल,
एनबीसीसी कॉम्प्लेक्स, पूर्वी किदवाई नगर, नई दिल्ली-110023
दूरभाष : 011-61901919 फैक्स : 011-61901915

Corporate H.Q.: Shakti Sadan, Shanan,
Shimla-171006, (H.P.) www.sjvn.nic.in
Tele: 0177-2660003/4/5/6, Fax: 0177-2660001
Liaison Office: Office Block, Tower-1, 6th Floor,
NBCC Complex, East Kidwai Nagar, New Delhi-110023
Tele: 011-61901919, Fax: 011-61901915

अपने तथा राष्ट्र के हित में ऊर्जा की बचत करें |

SAVE ENERGY FOR BENEFIT OF SELF AND NATION



एसजेवीएन लिमिटेड
 (एनएसई एक्स और डिफेंस प्रोडक्ट्स एक्सचेंज का एक संयुक्त उपायगीर)
 A Navratna CPSE
 I.S.O. 9001:2015 प्रमाणित कंपनी
 कॉर्पोरेट कार्यालय: एस. और एस.सी. प्रयागनगर रोड, शक्ति सदन,
 शानान, शिमला-171006, भारत, जिला-171006
 Email: sjvn@sjvn.com, sjvn@rajnivas.com

SJVN Limited
Commercial & System Operation Department
47.6MW (56x850KW) Khirvire Wind Power Project

Sr. No.	Feeder No.	Bill for the Month	Invoice No.& Date	Total Amount of Invoice(In Rs)	Operating Charges Deducted(In Rs)	Net Amount Payable to SJVN (In Rs)
1	FEEDER1	January-26	MSEDCL/26/JAN-1,Dated:04.02.2026	989,879.00	20,000.00	969,879.00
2	FEEDER1	January-26	MSEDCL/26/JAN-3,Dated:04.02.2026	794,659.00	20,000.00	774,659.00
3	FEEDER1	January-26	MSEDCL/26/JAN-5,Dated:04.02.2026	63,055.00	0.00	63,055.00
4	FEEDER1	January-26	MSEDCL/26/JAN-7,Dated:04.02.2026	89,571.00	0.00	89,571.00
5	FEEDER1	January-26	MSEDCL/26/JAN-11,Dated:04.02.2026	91,355.00	0.00	91,355.00
6	FEEDER1	January-26	MSEDCL/26/JAN-12,Dated:04.02.2026	56,533.00	0.00	56,533.00
Total				2,085,052.00	40,000.00	2,045,052.00

Sr. No.	Feeder No.	Bill for the Month	Invoice No.& Date	Total Amount of Invoice(In Rs)	Operating Charges Deducted(In Rs)	Net Amount Payable to SJVN (In Rs)
1	FEEDER2	January-26	MSEDCL/26/JAN-2,Dated:04.02.2026	583,603.00	20,000.00	563,603.00
2	FEEDER2	January-26	MSEDCL/26/JAN-4,Dated:04.02.2026	168,356.00	10,000.00	158,356.00
3	FEEDER2	January-26	MSEDCL/26/JAN-6,Dated:04.02.2026	143,367.00	10,000.00	133,367.00
4	FEEDER2	January-26	MSEDCL/26/JAN-8,Dated:04.02.2026	306,580.00	10,000.00	296,580.00
5	FEEDER2	January-26	MSEDCL/26/JAN-9,Dated:04.02.2026	135,227.00	10,000.00	125,227.00
6	FEEDER2	January-26	MSEDCL/26/JAN-10,Dated:04.02.2026	89,093.00	0.00	89,093.00
Total				1,426,226.00	60,000.00	1,366,226.00
Grand Total				3,511,278.00	100,000.00	3,411,278.00

मुनीश कुमार
 उप महाप्रबंधक (सी एंड एस ओ)
 एसजेवीएन लिमिटेड, शक्ति सदन,
 शानान, शिमला-171006 (हि.प्र.)



एसजेवीएन लिमिटेड
 (भारत सरकार और हिमाचल प्रदेश सरकार का एक संयुक्त उपक्रम)
 A Navratna CPSE
 ISO 9001:2015 प्रमाणित कंपनी
 कॉर्पोरेट वाणिज्यिक और प्रवासी प्रयातन विभाग, शक्ति सदन
 एसजेवीएन कॉर्पोरेट मुख्यालय, शान, शिमला - 171006
 Email: sjvn.csos@sjvn.nic.in, gmcsosjvn@gmail.com

SJVN Limited
Commercial & System Operation Department

GSTIN No. 27AAICS1307F1ZM
 CIN: L40101HP1988GOI008409

INVOICE

EPA NO:- Comm/CP/Wind/EPA/SJVN/No.25302 DATED 11.08.2014 for
 21.250 MW(25 X 0.85 MW) Commissioned on 20.01.2014

INVOICE NO: MSEDCL/26/JAN-1

Date: 04.02.2026

GKA-42,43,46, 37, 50, 45, 48, 41, 02, 47, 15, 54, 14N

To,
 Chief Engineer (RE),
 5th Floor, Prakashgad, Bandra (East),
 Mumbai-51.

DOC: 20.01.2014

JMR MONTH: January-26

Feeder No:- 132/33 KV Kombhalane S/S FEEDER1

Bill of Month: JAN-26

JMR Outward No:- 00460 Dated 03.02.2026

Due Date of Payment of Energy Bill:-

JMR Period:- 01.01.2026 To 01.02.2026

Sr No	Particulars				Quantity kWh	Rate Rs Per kWh	Amount(in Rs)			
1.	NET KWH IMPORT TO MSEDCL				170,658.22125	5.81	991,524.00			
	MONTH	Import kWh	Export kWh	Net Import kWh						
	JAN-26	180,633.87790	9,975.65665	170,658.22125						
	NET kWh UNITS FOR BILLING			170,658.22125						
2.	Less: REACTIVE POWER				16,450.67740	0.10	1645.00			
	Total RkVAh export from the GRID MSEDCL to our Wind Energy Converters & Total RkVAh Export from the Wind Energy Converters to MSEDCL as per certificate from MSEDCL, 0.1Rs/kVAh for less of 10% of active energy and @ 0.25 Rs/ kVAh for Excess of 10% of Import kWh									
								0.00000	0.25	0.00
	MONTH	Import kVAh Units for Billing								
	JAN-26	16,450.67740						1645.00		
Total (1-2):							989,879.00			
Rounded Off:							989,879			
As Per EPA Clause No: 8.03, deduction of Operating charges							20,000			
Net Payable Amount:							969,879			

Terms & Conditions are as per EPA entered between M/s.SJVN Ltd. & MSEDCL

Please remit the payment by way of RTGS to our A/o No. SJVNKW13WD0041 of State Bank of India , New Delhi Branch, having IFSC Code no. SBIN0004266 in Favour of SJVN Ltd.

M/S SJVN Ltd.


 (Authorized Signatory)

मुनीश कुमार
 उप महाप्रबंधक (सी एंड एस ओ)
 एसजेवीएन लिमिटेड, शक्ति सदन,
 शान, शिमला-171006 (हि.प्र.)



एसजेवीएन लिमिटेड
(भारत सरकार और हिमाचल प्रदेश सरकार का एक संयुक्त उपक्रम)
A Navratna CPSE
ISO 9001:2015 प्रमाणित कंपनी
कॉर्पोरेट वॉरिंजिअर और प्रणाली प्रचालन विभाग, शक्ति सदन
एसजेवीएन कॉर्पोरेट मुख्यालय, शानान, शिमला - 171006
Email: sjvn.csc@sjvn.nic.in, gmc@sajvn@gmail.com

SJVN Limited
Commercial & System Operation Department

GSTIN No. 27AAICS1307F1ZM
CIN: L40101HP1988GOI008409

INVOICE

EPA NO:- Comm/CP/Wind/EPA/SJVN/No.25301 DATED 11.08.2014 for
14.450 MW(17 X 0.85 MW) Commissioned on 31.01.2014

INVOICE NO: MSEDCL/26/JAN-3

Date: 04.02.2026

GKA-20, 36, 06, 09, 17, 40, 10, 68, GAK-66, 01, 67, 43N1

To,
Chief Engineer (RE),
5th Floor, Prakashgad, Bandra (East),
Mumbai-51.

DOC: 31.01.2014

JMR MONTH: January-26

Feeder No:- 132/33 KV Kombhalane S/S FEEDER1

Bill of Month: JAN-26

JMR Outward No:- 00460 Dated 03.02.2026

Due Date of Payment of Energy Bill:-

JMR Period:- 01.01.2026 To 01.02.2026

Sr No	Particulars				Quantity kWh	Rate Rs Per kWh	Amount(in Rs)
1.	NET KWH IMPORT TO MSEDCL				137,001.72750	5.81	795,980.00
	MONTH	Import kWh	Export kWh	Net Import kWh			
	JAN-26	145,010.02727	8,008.29977	137,001.72750			
	NET kWh UNITS FOR BILLING			137,001.72750			
	Less: REACTIVE POWER				13,206.34427	0.10	1321.00
2.	Total RKVAH export from the GRID MSEDCL to our Wind Energy Converters & Total RKVAH Export from the Wind Energy Converters to MSEDCL as per certificate from MSEDCL, 0.1Rs/kVAh for less of 10% of active energy and @ 0.25 Rs/ kVAh for Excess of 10% of Import kWh				0.00000	0.25	0.00
	MONTH	Import kVAh Units for Billing					
	JAN-26	13,206.34427					
Total (1-2):							794,659.00
Rounded Off:							794,659
As Per EPA Clause No: 8.03, deduction of Operating charges							20,000
Net Payable Amount:							774,659

Terms & Conditions are as per EPA entered between M/s.SJVN Ltd. & MSEDCL

Please remit the payment by way of RTGS to our A/c No. SJVNW13WD0041
of State Bank of India , New Delhi Branch, having IFSC Code no.
SBIN0004266 in Favour of SJVN Ltd.

M/S SJVN Ltd.

(Authorized Signatory)

मुनीश कुमार
उप महाप्रबंधक (सी एंड एस ओ)
एसजेवीएन लिमिटेड, शक्ति सदन,
शानान, शिमला-171006 (हि.प्र.)



एसजेवीएन लिमिटेड
(भारत सरकार और हिमाचल प्रदेश सरकार का एक संयुक्त उपक्रम)
A Navratna CPSE
ISO 9001:2015 प्रमाणित कंपनी
कॉर्पोरेट कार्मिनिस्टिक और प्रणाली प्रचालन विभाग, शक्ति सदन
एसजेवीएन कॉर्पोरेट मुख्यालय, शानान, शिमला - 171006
Email: sjvn.cse@sjvn.ltd.in, gmc@sjvn@gmail.com

SJVN Limited
Commercial & System Operation Department

GSTIN No. 27AAICS1307F1ZM
CIN: L40101HP1988GOI008409

INVOICE

EPA NO:- Comm/CP/Wind/EPA/SJVN/No.25671 DATED 14.08.2014 for 2.550 MW (3 X 0.85 MW) Commissioned on 20.02.2014

INVOICE NO: MSEDCL/26/JAN-5

Date: 04.02.2026

GAK-86

To,
Chief Engineer (RE),
5th Floor, Prakashgad, Bandra (East),
Mumbai-51.

DOC: 20.02.2014

JMR MONTH: January-26

Feeder No:- 132/33 KV Kumbhalane S/S FEEDER1

Bill of Month: JAN-26

JMR Outward No:- 00460 Dated 03.02.2026

Due Date of Payment of Energy Bill:-

JMR Period:- 01.01.2026 To 01.02.2026

Sr No	Particulars				Quantity kWh	Rate Rs Per kWh	Amount(in Rs)
1.	NET KWH IMPORT TO MSEDCL				10,870.86750	5.81	63,160.00
	MONTH	Import kWh	Export kWh	Net Import kWh			
	JAN-26	11,506.31325	635.44575	10,870.86750			
	NET kWh UNITS FOR BILLING			10,870.86750			
2.	Less: REACTIVE POWER				1,047.90225	0.10	105.00
	Total RKVAH export from the GRID MSEDCL to our Wind Energy Converters & Total RKVAH Export from the Wind Energy Converters to MSEDCL as per certificate from MSEDCL, 0.1Rs/kVAh for less of 10% of active energy and @ 0.25 Rs/ kVAh for Excess of 10% of Import kWh				0.00000	0.25	0.00
	MONTH	Import kVAh Units for Billing					
	JAN-26	1,047.90225					105.00
Total (1-2):							63,055.00
Rounded Off:							63,055
As Per EPA Clause No: 8.03, deduction of Operating charges							0
Net Payable Amount:							63,055

Terms & Conditions are as per EPA entered between M/s.SJVN Ltd. & MSEDCL

Please remit the payment by way of RTGS to our A/c No. SJVNKW13WD0041 of State Bank of India , New Delhi Branch, having IFSC Code no. SBIN0004266 in Favour of SJVN Ltd.

M/S SJVN Ltd.


(Authorized Signatory)

मुनीश कुमार
उप महाप्रबंधक (सी एंड एस ओ)
एसजेवीएन लिमिटेड, शक्ति सदन,
शानान, शिमला-171006 (हि.प्र.)



एसजेवीएन लिमिटेड
(भारत सरकार और हिमाचल प्रदेश सरकार का एक संयुक्त उपक्रम)
A Navratna CPSE
ISO 9001:2015 प्रमाणित कंपनी
कॉर्पोरेट कार्यालय और प्रणाली प्रयातन विभाग, शक्ति सदन
एसजेवीएन कॉर्पोरेट सुखासतम, खाना, शिमला - 171006
Email: sjvn.cpse@sjvn.ltd.in, gmc@sjvn@gmail.com

SJVN Limited
Commercial & System Operation Department

GSTIN No. 27AAICS1307F1ZM
CIN: L40101HP1988GOI008409

INVOICE

EPA NO:- Comm/CP/Wind/EPA/SJVN/No.25669 DATED 14.08.2014 for 5.100 MW (6 X 0.85 MW) Commissioned on 30.03.2014

INVOICE NO: MSEDCL/26/JAN-7

Date: 04.02.2026

GKA-19

To,
Chief Engineer (RE),
5th Floor, Prakashgad, Bandra (East),
Mumbai-51.

DOC: 30.03.2014

JMR MONTH: January-26

Feeder No:- 132/33 KV Kombhalane S/S FEEDER1

Bill of Month: JAN-26

JMR Outward No:- 00460 Dated 03.02.2026

Due Date of Payment of Energy Bill:-

JMR Period:- 01.01.2026 To 01.02.2026

Sr No	Particulars				Quantity kWh	Rate Rs Per kWh	Amount(in Rs)
1.	NET KWH IMPORT TO MSEDCL				15,442.39125	5.81	89,720.00
	MONTH	Import kWh	Export kWh	Net Import kWh			
	JAN-26	16,345.06088	902.66963	15,442.39125			
	NET kWh UNITS FOR BILLING			15,442.39125			
2.	Less: REACTIVE POWER				1,488.57638	0.10	149.00
	Total RKVAH export from the GRID MSEDCL to our Wind Energy Converters & Total RKVAH Export from the Wind Energy Converters to MSEDCL as per certificate from MSEDCL, 0.1Rs/kVAh for less of 10% of active energy and @ 0.25 Rs/ kVAh for Excess of 10% of Import kWh						
	MONTH	Import kVAh Units for Billing			0.00000	0.25	0.00
	JAN-26	1,488.57638					
Total (1-2):							89,571.00
Rounded Off:							89,571
As Per EPA Clause No: 8.03, deduction of Operating charges							0
Net Payable Amount:							89,571

Terms & Conditions are as per EPA entered between M/s.SJVN Ltd. & MSEDCL

Please remit the payment by way of RTGS to our A/c No. SJVNKW13WD0041 of State Bank of India , New Delhi Branch, having IFSC Code no. SBIN0004266 in Favour of SJVN Ltd.

M/S SJVN Ltd.


(Authorized Signatory)

मुनीश कुमार
उप महाप्रबंधक (सी एंड एस ओ)
एसजेवीएन लिमिटेड, शक्ति सदन,
शाना, शिमला-171006 (हि.प्र.)



एसजेवीएन लिमिटेड
 (भारत सरकार और हिमाचल प्रदेश सरकार का एक संयुक्त उपक्रम)
 A Navratna CPSE
 ISO 9001:2015 प्रमाणित कंपनी
 कॉर्पोरेट वाणिज्यिक और प्रवासी प्रयातन विभाग, शक्ति सदन
 एसजेवीएन कॉर्पोरेट सुखालय, शाना, शिमला - 171006
 Email: sjvn.cse@sjvn.nic.in, gmcsoajvn@gmail.com

SJVN Limited
Commercial & System Operation Department

GSTIN No. 27AAICS1307F1ZM
 CIN: L40101HP1988GOI008409

INVOICE

EPA NO:- Comm/CP/Wind/EPA/SJVN/No.10562 DATED 06.05.2017 for 1.700 MW(2 X 0.85 MW) Commissioned on 15.04.2014	INVOICE NO: MSEDCL/26/JAN-11
	Date: 04.02.2026
	GKA-18
	DOC: 15.04.2014
	JMR MONTH: January-26
	Feeder No:- 132/33 KV Kombhalane S/S FEEDER1
	Bill of Month: JAN-26
	JMR Outward No:- 00460 Dated 03.02.2026
	JMR Period:- 01.01.2026 To 01.02.2026

Due Date of Payment of Energy Bill:-

Sr No	Particulars				Quantity kWh	Rate Rs Per kWh	Amount(in Rs)			
1.	NET KWH IMPORT TO MSEDCL				16,054.32750	5.70	91,510.00			
	MONTH	Import kWh	Export kWh	Net Import kWh						
	JAN-26	16,992.76725	938.43975	16,054.32750						
	NET kWh UNITS FOR BILLING			16,054.32750						
2.	Less: REACTIVE POWER				1,547.56425	0.10	155.00			
	Total RKVAH export from the GRID MSEDCL to our Wind Energy Converters & Total RKVAH Export from the Wind Energy Converters to MSEDCL as per certificate from MSEDCL, 0.1Rs/kVAh for less of 10% of active energy and @ 0.25 Rs/ kVAh for Excess of 10% of Import kWh									
								0.00000	0.25	0.00
	MONTH	Import kVAh Units for Billing								
	JAN-26	1,547.56425						155.00		


Total (1-2): 91,355.00

Rounded Off: 91,355

As Per EPA Clause No: 8.03, deduction of Operating charges 0

Net Payable Amount: 91,355

Terms & Conditions are as per EPA entered between M/s.SJVN Ltd. & MSEDCL

Please remit the payment by way of RTGS to our A/c No. SJVNW13WD0041 of State.Bank of India , New Delhi Branch, having IFSC Code no. SBIN0004266 in Favour of SJVN Ltd.	M/S SJVN Ltd.  (Authorized Signatory)
--	--

मुनीश कुमार
 उप महाप्रबंधक (सी एंड एस ओ)
 एसजेवीएन लिमिटेड, शक्ति सदन,
 शाना, शिमला-171006 (हि.प्र.)



एसजेवीएन लिमिटेड
 (भारत सरकार और हिमाचल प्रदेश सरकार का एक संयुक्त उपक्रम)
 A Navratna CPSE
 ISO 9001:2015 प्रमाणित कंपनी
 कॉर्पोरेट कार्पोरेशन और प्रशासकीय प्रचालन विभाग, शक्ति सदन
 एसजेवीएन कॉर्पोरेट मुख्यालय, शानान, शिमला - 171006
 Email: sjvn.cpse@sjvn.ltd.in, grcs@sjvn@gmail.com

SJVN Limited
Commercial & System Operation Department

GSTIN No. 27AAICS1307F1ZM
CIN: L40101HP1988GOI008409

INVOICE

EPA NO:- Comm/CP/Wind/EPA/SJVN/No.10563 DATED 06.05.2017 for 0.850 MW (1 X 0.85 MW) Commissioned on 20.05.2014	INVOICE NO: MSEDCL/26/JAN-12
	Date: 04.02.2026
	GKA-51
	DOC: 20.05.2014
	JMR MONTH: January-26
	Feeder No:- 132/33 KV Kombhalane S/S FEEDER1
	Bill of Month: JAN-26
	JMR Outward No:- 00460 Dated 03.02.2026

Due Date of Payment of Energy Bill:- **JMR Period:- 01.01.2026 To 01.02.2026**

Sr No	Particulars				Quantity kWh	Rate Rs Per kWh	Amount(in Rs)	
1.	NET KWH IMPORT TO MSEDCL				9,934.96500	5.70	56,629.00	
	MONTH	Import kWh	Export kWh	Net Import kWh				
	JAN-26	10,515.70350	580.73850	9,934.96500				
	NET kWh UNITS FOR BILLING							9,934.96500
2.	Less: REACTIVE POWER				957.68550	0.10	96.00	
	Total RkVAh export from the GRID MSEDCL to our Wind Energy Converters & Total RkVAh Export from the Wind Energy Converters to MSEDCL as per certificate from MSEDCL, 0.1Rs/kVAh for less of 10% of active energy and @ 0.25 Rs/ kVAh for Excess of 10% of Import kWh							
	MONTH	Import kVAh Units for Billing						
	JAN-26	957.68550						

Total (1-2): **56,533.00**

Rounded Off: **56,533**

As Per EPA Clause No: 8.03, deduction of Operating charges **0**

Net Payable Amount: **56,533**

Terms & Conditions are as per EPA entered between M/s.SJVN Ltd. & MSEDCL

Please remit the payment by way of RTGS to our A/c No. SJVNW13WD0041 of State Bank of India , New Delhi Branch, having IFSC Code no. SBIN0004266 in Favour of SJVN Ltd.

M/S SJVN Ltd.

(Authorized Signatory)

मुनीश कुमार
उप महाप्रबंधक (सी एंड एस ओ)
एसजेवीएन लिमिटेड, शक्ति सदन,
शानान, शिमला-171006 (हि.प्र.)



एसजेवीएन लिमिटेड
(भारत सरकार और हिमाचल प्रदेश सरकार का एक संयुक्त उपक्रम)
A Navratna CPSE
ISO 9001:2015 प्रमाणित कंपनी
कॉर्पोरेट ऑफिस और प्राणाली प्रचालन विभाग, शक्ति सदन
एसजेवीएन कॉर्पोरेट मुख्यालय, बंगला, शिमला - 171006
Email: sjvn.cpse@sjvn.ltd.in, gdoc@sjvn@gmail.com

SJVN Limited
Commercial & System Operation Department

GSTIN No. 27AAICS1307F1ZM
CIN: L40101HP1988GOI008409

INVOICE

EPA NO:- Comm/CP/Wind/EPA/SJVN/No.25302 DATED 11.08.2014 for
21.250 MW(25 X 0.85 MW) Commissioned on 20.01.2014

INVOICE NO: MSEDCL/26/JAN-2

Date: 04.02.2026

GKA-53,34 GKV-05,06,13, 18, 20, 12, 28, 14, 22N, 4N

To,
Chief Engineer (RE),
5th Floor, Prakashgad, Bandra (East),
Mumbai-51.

DOC: 20.01.2014

JMR MONTH: January-26

Feeder No:- 132/33 KV Kumbhalane S/S FEEDER2

Bill of Month: JAN-26

JMR Outward No:- 00460 Dated 03.02.2026

Due Date of Payment of Energy Bill:-

JMR Period:- 01.01.2026 To 01.02.2026

Sr No	Particulars				Quantity kWh	Rate Rs Per kWh	Amount(In Rs)
1.	NET KWH IMPORT TO MSEDCL				100,728.71290	5.81	585,234.00
	MONTH	Import kWh	Export kWh	Net Import kWh			
	JAN-26	109,998.02890	9,269.31600	100,728.71290			
	NET kWh UNITS FOR BILLING			100,728.71290			
2.	Less: REACTIVE POWER				10,999.80289	0.10	1100.00
	Total RKVAH export from the GRID MSEDCL to our Wind Energy Converters & Total RKVAH Export from the Wind Energy Converters to MSEDCL as per certificate from MSEDCL, 0.1Rs/kVAh for less of 10% of active energy and @ 0.25 Rs/ kVAh for Excess of 10% of Import kWh						
	MONTH	Import kVAh Units for Billing			2,122.53236	0.25	531.00
	JAN-26	13,122.33525					
						1631.00	

Total (1-2):

583,603.00

Rounded Off:

583,603

As Per EPA Clause No: 8.03, deduction of Operating charges

20,000

Net Payable Amount:

563,603

Terms & Conditions are as per EPA entered between M/s.SJVN Ltd. & MSEDCL

Please remit the payment by way of RTGS to our A/c No. SJVNW13WD0041 of State Bank of India , New Delhi Branch, having IFSC Code no. SBIN0004266 in Favour of SJVN Ltd.

M/S SJVN Ltd.

(Authorized Signatory)

मुनीश कुमार
उप महाप्रबंधक (सी एंड एस ओ)
एसजेवीएन लिमिटेड, शक्ति सदन,
शानान, शिमला-171006 (हि.प्र.)



एसजेवीएन लिमिटेड
 (भारत सरकार और हिमाचल प्रदेश सरकार का एक संयुक्त उपक्रम)
 A Navratna CPSE
 ISO 9001:2015 प्रमाणित कंपनी
 कॉर्पोरेट वाणिज्यिक और प्रवासी प्रचालन विभाग, शक्ति सदन
 एसजेवीएन कॉर्पोरेट मुख्यालय, शाना, शिमला - 171006
 Email: sjvn.cs@sjvn.nic.in, gmco@sjvn@gmail.com

SJVN Limited
Commercial & System Operation Department

GSTIN No. 27AAICS1307F1ZM
 CIN: L40101HP1988GOI008409

INVOICE

EPA NO:- Comm/CP/Wind/EPA/SJVN/No.25301 DATED 11.08.2014 for
 14.450 MW(17 X 0.85 MW) Commissioned on 31.01.2014

INVOICE NO: MSEDCL/26/JAN-4

Date: 04.02.2026

GKV-50, 39, 21, 07, 28N1

To,
 Chief Engineer (RE),
 5th Floor, Prakashgad, Bandra (East),
 Mumbai-51.

DOC: 31.01.2014

JMR MONTH: January-26

Feeder No:- 132/33 KV Kombhalane S/S FEEDER2

Bill of Month: JAN-26

JMR Outward No:- 00460 Dated 03.02.2026

Due Date of Payment of Energy Bill:-

JMR Period:- 01.01.2026 To 01.02.2026

Sr No	Particulars				Quantity kWh	Rate Rs Per kWh	Amount(in Rs)
1.	NET KWH IMPORT TO MSEDCL				29,057.78139	5.81	168,826.00
	MONTH	Import kWh	Export kWh	Net Import kWh			
	JAN-26	31,731.75339	2,673.97200	29,057.78139			
	NET kWh UNITS FOR BILLING			29,057.78139			
2.	Less: REACTIVE POWER				3,173.17534	0.10	317.00
	Total RkVAh export from the GRID MSEDCL to our Wind Energy Converters & Total RkVAh Export from the Wind Energy Converters to MSEDCL as per certificate from MSEDCL, 0.1Rs/kVAh for less of 10% of active energy and @ 0.25 Rs/ kVAh for Excess of 10% of Import kWh						
	MONTH	Import kVAh Units for Billing			612.29891	0.25	153.00
	JAN-26	3,785.47425					
Total (1-2):							168,356.00
Rounded Off:							168,356
As Per EPA Clause No: 8.03, deduction of Operating charges							10,000
Net Payable Amount:							158,356

Terms & Conditions are as per EPA entered between M/s.SJVN Ltd. & MSEDCL

Please remit the payment by way of RTGS to our A/c No. SJVNKW13WD0041
 of State Bank of India , New Delhi Branch, having IFSC Code no.
 SBIN0004266 in Favour of SJVN Ltd.

M/S SJVN Ltd.

(Authorized Signatory)

मुनीश कुमार
 उप महाप्रबंधक (सी एंड एस ओ)
 एसजेवीएन लिमिटेड, शक्ति सदन,
 शाना, शिमला-171006 (हि.प्र.)



एसजेवीएन लिमिटेड

(भारत सरकार और हिमाचल प्रदेश सरकार का एक संयुक्त उपक्रम)
A Navratna CPSE
ISO 9001:2015 प्रमाणित कंपनी
कॉर्पोरेट वाणिज्यिक और प्रणाली प्रचालन विभाग, शक्ति सदन
एसजेवीएन कॉर्पोरेट मुख्यालय, शानान, शिमला - 171006
Email: sjvn.cse@sjvn.nic.in, guesosjvn@gmail.com

SJVN Limited
Commercial & System Operation Department

GSTIN No. 27AAICS1307F1ZM
CIN: L40101HP1988GOI008409

INVOICE

EPA NO:- Comm/CP/Wind/EPA/SJVN/No.25671 DATED 14.08.2014 for 2.550 MW(3 X 0.85 MW) Commissioned on 20.02.2014

INVOICE NO: MSEDCL/26/JAN-6

Date: 04.02.2026

GKV-23, GKA-52

To,
Chief Engineer (RE),
5th Floor, Prakashgad, Bandra (East),
Mumbai-51.

DOC: 20.02.2014

JMR MONTH: January-26

Feeder No:- 132/33 KV Kombhalane S/S FEEDER2

Bill of Month: JAN-26

JMR Outward No:- 00460 Dated 03.02.2026

Due Date of Payment of Energy Bill:-

JMR Period:- 01.01.2026 To 01.02.2026

Sr No	Particulars				Quantity kWh	Rate Rs Per kWh	Amount(in Rs)
1.	NET KWH IMPORT TO MSEDCL				24,744.70951	5.81	143,767.00
	MONTH	Import kWh	Export kWh	Net Import kWh			
	JAN-26	27,021.78151	2,277.07200	24,744.70951			
	NET kWh UNITS FOR BILLING			24,744.70951			
2.	Less: REACTIVE POWER				2,702.17815	0.10	270.00
	Total RkVAh export from the GRID MSEDCL to our Wind Energy Converters & Total RkVAh Export from the Wind Energy Converters to MSEDCL as per certificate from MSEDCL, 0.1Rs/kVAh for less of 10% of active energy and @ 0.25 Rs/ kVAh for Excess of 10% of Import kWh						
	MONTH	Import kVAh Units for Billing			521.41485	0.25	130.00
	JAN-26	3,223.59300					
Total (1-2):							143,367.00
Rounded Off:							143,367
As Per EPA Clause No: 8.03, deduction of Operating charges							10,000
Net Payable Amount:							133,367

Terms & Conditions are as per EPA entered between M/s.SJVN Ltd. & MSEDCL

Please remit the payment by way of RTGS to our A/c No. SJVNKW13WD0041 of State Bank of India , New Delhi Branch, having IFSC Code no. SBIN0004266 in Favour of SJVN Ltd.

M/S SJVN Ltd.


(Authorized Signatory)

मुनीश कुमार
उप महाप्रबंधक (सी एंड एस ओ)
एसजेवीएन लिमिटेड, शक्ति सदन,
शानान, शिमला-171006 (हि.प्र.)



एसजेवीएन लिमिटेड
 (भारत सरकार और हिमाचल प्रदेश सरकार का एक संयुक्त उपक्रम)
 A Navratna CPSE
 ISO 9001:2015 प्रमाणित कंपनी
 कॉर्पोरेट वाणिज्यिक और प्रणाली प्रचालन विभाग, शक्ति सदन
 एसजेवीएन कॉर्पोरेट मुख्यालय, शान, शिमला - 171006
 Email: sjvn.cse@sjvn.nic.in, gmc@sjvn@gmail.com

SJVN Limited
Commercial & System Operation Department

GSTIN No. 27AAICS1307F1ZM
 CIN: L40101HP1988GOI008409

INVOICE

EPA NO:- Comm/CP/Wind/EPA/SJVN/No.25669 DATED 14.08.2014 for 5.100 MW(6 X 0.85 MW) Commissioned on 30.03.2014	INVOICE NO: MSEDCL/26/JAN-8
	Date: 04.02.2026
	GKV-11, 19, 02, 03, 15
To, Chief Engineer (RE), 5th Floor, Prakashgad, Bandra (East), Mumbai-51.	DOC: 30.03.2014
	JMR MONTH: January-26
	Feeder No:- 132/33 KV Kombhalane S/S FEEDER2
	Bill of Month: JAN-26
	JMR Outward No:- 00460 Dated 03.02.2026

Due Date of Payment of Energy Bill:- **JMR Period:- 01.01.2026 To 01.02.2026**

Sr No	Particulars				Quantity kWh	Rate Rs Per kWh	Amount(in Rs)			
1.	NET KWH IMPORT TO MSEDCL				52,915.23038	5.81	307,437.00			
	MONTH	Import kWh	Export kWh	Net Import kWh						
	JAN-26	57,784.62638	4,869.39600	52,915.23038						
	NET kWh UNITS FOR BILLING							52,915.23038		
2.	Less: REACTIVE POWER				5,778.46264	0.10	578.00			
	Total RkVAh export from the GRID MSEDCL to our Wind Energy Converters & Total RkVAh Export from the Wind Energy Converters to MSEDCL as per certificate from MSEDCL, 0.1Rs/kVAh for less of 10% of active energy and @ 0.25 Rs/ kVAh for Excess of 10% of Import kWh									
								1,115.01761	0.25	279.00
	MONTH	Import kVAh Units for Billing								
	JAN-26	6,893.48025						857.00		


Total (1-2): **306,580.00**

Rounded Off: **306,580**

As Per EPA Clause No: 8.03, deduction of Operating charges **10,000**

Net Payable Amount: **296,580**

Terms & Conditions are as per EPA entered between M/s.SJVN Ltd. & MSEDCL

Please remit the payment by way of RTGS to our A/c No. SJVNKW13WD0041 of State Bank of India , New Delhi Branch, having IFSC Code no. SBIN0004266 in Favour of SJVN Ltd.	M/S SJVN Ltd.
	 (Authorized Signatory)

मुनीश कुमार
 उप महाप्रबंधक (सी एंड एस ओ)
 एसजेवीएन लिमिटेड, शक्ति सदन,
 शान, शिमला-171006 (हि.प्र.)



एसजेवीएन लिमिटेड
 (भारत सरकार और दिग्भाजल प्रदेश सरकार का एक संयुक्त उपक्रम)
 A Navratna CPSE
 ISO 9001:2015 प्रमाणित कंपनी
 कॉर्पोरेट बाणिज्यिक और प्रवासी प्रचालन विभाग, शक्ति सदन
 एसजेवीएन कॉर्पोरेट मुख्यालय, बंगला, शिमला - 171006
 Email: sjvn.cse@sjvn.nic.in, gmc@sjvn@gmail.com

SJVN Limited
Commercial & System Operation Department

GSTIN No. 27AAICS1307F1ZM
 CIN: L40101HP1988GOI008409

INVOICE

EPA NO:- Comm/CP/Wind/EPA/SJVN/No.25670 DATED 14.08.2018 for 1.700 MW(2 X 0.85 MW) Commissioned on 22.03.2014

INVOICE NO: MSEDCL/26/JAN-9

Date: 04.02.2026

GKV-32, GKA-35

To,
 Chief Engineer (RE),
 5th Floor, Prakashgad, Bandra (East),
 Mumbai-51.

DOC: 22.03.2014

JMR MONTH: January-26

Feeder No:- 132/33 KV Kombhalane S/S FEEDER2

Bill of Month: JAN-26

JMR Outward No:- 00460 Dated 03.02.2026

Due Date of Payment of Energy Bill:-

JMR Period:- 01.01.2026 To 01.02.2026

Sr No	Particulars				Quantity kWh	Rate Rs Per kWh	Amount(in Rs)
1.	NET KWH IMPORT TO MSEDCL				23,339.88038	5.81	135,605.00
	MONTH	Import kWh	Export kWh	Net Import kWh			
	JAN-26	25,487.67638	2,147.79600	23,339.88038			
	NET kWh UNITS FOR BILLING			23,339.88038			
2.	Less: REACTIVE POWER				2,548.76764	0.10	255.00
	Total RkVAh export from the GRID MSEDCL to our Wind Energy Converters & Total RkVAh Export from the Wind Energy Converters to MSEDCL as per certificate from MSEDCL, 0.1Rs/kVAh for less of 10% of active energy and @ 0.25 Rs/ kVAh for Excess of 10% of Import kWh						
	MONTH	Import kVAh Units for Billing			491.81261	0.25	123.00
	JAN-26	3,040.58025					
Total (1-2):							135,227.00
Rounded Off:							135,227
As Per EPA Clause No: 8.03, deduction of Operating charges							10,000
Net Payable Amount:							125,227

Terms & Conditions are as per EPA entered between M/s.SJVN Ltd. & MSEDCL

Please remit the payment by way of RTGS to our A/c No. SJVNKW13WD0041 of State Bank of India , New Delhi Branch, having IFSC Code no. SBIN0004266 in Favour of SJVN Ltd.

M/S SJVN Ltd.


 (Authorized Signatory)

मुनीश कुमार
 उप महाप्रबंधक (सी एंड एस ओ)
 एसजेवीएन लिमिटेड, शक्ति सदन,
 शिमला, हिमाचल प्रदेश 171006



एसजेवीएन लिमिटेड
(भारत सरकार और हिमाचल प्रदेश सरकार का एक संयुक्त उपक्रम)
A Navratna CPSE
ISO 9001:2015 प्रमाणित कंपनी
कॉर्पोरेट वाणिज्यिक और प्राणवी प्रचालन विभाग, शक्ति सदन
एसजेवीएन कॉर्पोरेट सुझातालय, शानान, शिमला - 171006
Email: sjvn.cse@sjvn.nic.in, gnc@sajvn@gmail.com

SJVN Limited
Commercial & System Operation Department

GSTIN No. 27AAICS1307F1ZM
CIN: L40101HP1988GOI008409

INVOICE

EPA NO:- Comm/CP/Wind/EPA/SJVN/No.10562 DATED 06.05.2017 for 1.700 MW(2 X 0.85 MW) Commissioned on 15.04.2014

INVOICE NO: MSEDCL/26/JAN-10

Date: 04.02.2026

GKA-13

To,
Chief Engineer (RE),
5th Floor, Prakashgad, Bandra (East),
Mumbai-51.

DOC: 15.04.2014

JMR MONTH: January-26

Feeder No:- 132/33 KV Kombhalane S/S FEEDER2

Bill of Month: JAN-26

JMR Outward No:- 00460 Dated 03.02.2026

Due Date of Payment of Energy Bill:-

JMR Period:- 01.01.2026 To 01.02.2026

Sr No	Particulars				Quantity kWh	Rate Rs Per kWh	Amount(in Rs)
1.	NET KWH IMPORT TO MSEDCL				15,674.93550	5.70	89,347.00
	MONTH	Import kWh	Export kWh	Net Import kWh			
	JAN-26	17,117.38350	1,442.44800	15,674.93550			
	NET kWh UNITS FOR BILLING			15,674.93550			
2.	Less: REACTIVE POWER				1,711.73835	0.10	171.00
	Total RKVAH export from the GRID MSEDCL to our Wind Energy Converters & Total RKVAH Export from the Wind Energy Converters to MSEDCL as per certificate from MSEDCL, 0.1Rs/kVAh for less of 10% of active energy and @ 0.25 Rs/ kVAh for Excess of 10% of Import kWh						
	MONTH	Import kVAh Units for Billing			330.29865	0.25	83.00
	JAN-26	2,042.03700					
Total (1-2):							89,093.00
Rounded Off:							89,093
As Per EPA Clause No: 8.03, deduction of Operating charges							0
Net Payable Amount:							89,093

Terms & Conditions are as per EPA entered between M/s.SJVN Ltd. & MSEDCL

Please remit the payment by way of RTGS to our A/c No. SJVNKW13WD0041 of State Bank of India , New Delhi Branch, having IFSC Code no. SBIN0004266 in Favour of SJVN Ltd.

M/S SJVN Ltd.


(Authorized Signatory)

मुनीश कुमार
उप महाप्रबंधक (सी एंड एस ओ)
एसजेवीएन लिमिटेड, शक्ति सदन,
शानान, शिमला-171006 (हि.प्र.)



SJVN Limited

Commercial & System Operation Department

KHIRVIRE WIND POWER PROJECT

Detail of outstanding payment of Energy bills as on 31.01.2026 & late payment surcharge payable by MSEDCL upto 31.01.2026

Sr. No.	Detail of outstanding Payment	Annexure- A	Remarks
		Amount payable up to 31.01.2026	
A	1 Outstanding payment of Energy charges for Sept. 2014 to Jan 2026 Upto Aug 2018 (Details shown in Annexure. I)	60.00	
	2 Aug 2018 to Jan 2026 (Details shown in Annexure. II)	17,992,456.00	
	3 Sub Total (i+ii) (Principal Outstanding)	17,992,516.00	
B	1 Late payment Surcharge@1.25 %per month On outstanding payment of upto Aug 18 (Detail's shown in Anne. I)	100.00	
	2 Levied because the payment of monthly energy bills for the month Jan. 2014 to Aug 18 (Part payment) released late. (Details shown in Anne. I)	109,352,258.00	
	3 LPS Payable on 31.01.2026 whereas the due date of payment already lapsed. (Details shown in Anne. II).	125,809,799.00	
	4 Sub Total (1+2+3)	235,162,157.00	
C	1 LPS payable on MERC order amount till date	3,470,368.00	
	2 Already charged upto 31.12.2025	3,276,988.00	
	3 LPS to be charged in current month bill	193,380.00	
	Total LPS payable as on 31.01.2026 (B4+C1)	238,632,525.00	
D	1 LPS charged upto 31.12.2025	238,391,887.00	
	2 LPS to be charged along with Jan 2026 bill	240,638.00	
E	LPS paid by MSEDCL		
	1 LPS adjusted during April 2022	1,236,599.00	Ref SJVN letter SJVN/C&SO/2024-25/1900 dated 20.11.2024
	2 LPS Adj during June 2022	9,340,998.00	
	3 LPS Adj during Sep 2022	15,080,390.00	
	4 LPS adjusted during Nov 2022	1,967,293.00	
	5 LPS adjusted during Mar 2023	2,723,684.00	Drived from payment shown in MSEDCL portal & actual payment receipt
	6 LPS adjusted during Dec 2023	759,067.00	-do-
	7 LPS adjusted during Jan 2024	274,382.00	-do-
	8 LPS adjusted during Mar 2024	15,179,260.00	-do-
	9 LPS paid in Oct 2024	52,946,269.00	Payment as per MERC order dated 31.07.2024
	10 LPS paid in Nov 2024	335,805.00	Drived from payment shown in MSEDCL portal & actual payment receipt
	11 LPS paid in Dec 2024	75,010.00	Drived from payment shown in MSEDCL portal & actual payment receipt
12 LPS paid in April 2025	14,680.00		
	Total LPS paid by MSEDCL	99,933,437.00	
F	1 LPS Outstanding	138,699,088.00	
G	Gross Total Outstanding (A +F)	156,691,604.00	

उप महाप्रबंधक (सी एंड एस ओ)
एसजेवीएन लिमिटेड, शक्ति सदन,
शानान, शिमला-171006 (हि.प्र.)



SJVN Limited

Commercial & System Operation Department

KHIRVIRE WIND POWER PROJECT

Detail of outstanding payment of Energy bills for the Month of January 2014 to Aug 2018 & late payment surcharge payable by MSDCL against these Monthly Energy bills (up to 31.01.2026)

Annexure -I

S. No.	Monthly energy bill for the month	Date of submission of monthly energy bill in the SE office	Payment payable to SJVN Ltd. By due date after subtracting operating charges (Rs.)	Due date of payment (60 days from the receipt of monthly energy bill in the SE office) as per Section 11.04 of EPA	Payment received as intimated by our Finance Dept. New Delhi.		Outstanding payment up to 31.01.2026	Detail of surcharge on Late payment		Detail of Surcharge on outstanding payment up to 31.01.2026 shown under column No. 7	
					Date of receipt of payment	payment received (Rs.)		Payment delayed by (days)	Surcharge @ 1.25% per Month	Delay in payment up to 31.01.2026 beyond due date (days)	Surcharge @ 1.25% per Month
	1	2	3	4	5	6	7	8	9	10	11
1	Jan. 2014 to Aug. 2014	24.09.14	166,418,574	22.11.14	14.01.15	28,844,828.00		53	636,989.95		
					05.02.15	135,522,152.00		75	4,235,067.25		
					06.02.15	2,051,594.00		76	64,967.14		
2	Sep. 2014	08.10.14	28,390,185	06.12.14	06-02-15	28,390,125.00	60	62	733,411.56	4,012.00	100.30
3	Oct. 2014	07.11.14	9,777,264	05.01.15	16.02.15	9,777,264.00		42	171,102.12		
4	Nov. 2014	09.12.14	4,987,050	06.02.15	19.03.15	4,987,050.00		41	85,195.44		
5	Dec. 2014	07.01.15	6,021,144	07.03.15	17.04.15	6,021,144.00		41	102,861.21		
6	Jan.14 to Nov.14 (GKA 42 & 43)	07.01.15	9,111,778	07.03.15	17.04.15	9,111,778.00		41	155,659.54		
7	Jan. 2015	06.02.15	2,042,098	09.04.15	14.05.15	2,042,098.00		35	29,780.60		
8	Feb. 2015	07.03.15	5,750,539	07.05.15	27.06.15	5,750,539.00		51	122,198.95		
9	Mar. 2015	13.04.15	7,837,168	13.06.15	03.09.15	7,837,168.00		82	267,769.91		
10	May. 2015	07.05.15	15,225,996	05.07.15	03.09.15	15,225,996.00		60	380,649.90		
11	May. 2015	08.06.15	28,121,515	06.08.15	14.10.15	28,121,515.00		69	808,493.56		
12	Jun.2015	07.07.15	49,124,811	04.09.15	17.11.15	49,124,811.00		74	1,514,681.67		
13	Jul. 2015	05.08.15	75,039,167	03.10.15	20.11.15	75,039,167.00		48	1,500,783.34		
14	Aug. 2015	04.09.15	31,258,285	02.11.15	28.10.16	31,258,285.00		361	4,701,767.04		
15	Sep. 2015	07.10.15	21,780,592	05.12.15	25.11.16	21,780,592.00		356	3,230,787.81		
16	Oct. 2015	04.11.15	3,355,290	02.01.16	04.01.17	3,355,290.00		368	514,477.80		
17	Nov. 2015	07.12.15	8,963,446	04.02.16	04.01.17	8,963,446.00		335	1,251,147.67		
18	Dec. 2015	07.01.16	8,211,097	06.03.16	31.03.17	8,211,097.00		389	1,330,881.97		
19	Jan. 2016	06.02.16	3,333,449	05.04.16	31.03.17	3,333,449.00		359	498,628.41		
20	Feb. 2016	08.03.16	5,843,277	06.05.16	31.03.17	5,843,277.00		328	798,581.19		
21	Mar. 2016	05.04.16	14,896,973	03.06.16	31.03.17	14,896,973.00		300	1,862,121.63		
22	Apr-16	05.05.16	19,736,965	03.07.16	31.03.17	2,349,142.00		270	264,278.48		
					03.04.17	17,387,823.00		273	1,977,864.87		
23	May.-16	06.06.16	42,800,414	04.08.16	03.04.17	42,589,707.00		241	4,276,716.41		
24					04.04.17	210,707.00		242	21,246.29		
25	Jun-16	05.07.16	39,632,238	02.09.16	26.04.17	39,632,238.00		235	3,880,656.64		
26	Jul-16	05.08.16	22,215,227	03.10.16	26.04.17	22,215,227.00		204	1,888,294.30		
27	Aug. -16	07.09.16	27,967,609	05.11.16	26.04.17	27,967,609.00		171	1,992,692.14		
28	Sep-16	05-10-16	11,924,932	03-12-16	18-07-17	5,908,248.00		226.00	556,360.02		
				03-12-16	19-07-17	1,774,666.00		227.00	167,853.83		
				03-12-16	29-11-17	4,242,018.00		360.00	636,302.70		
30	Oct. 2016	07.11.16	6,425,928	05-01-17	29-11-17	1,252,374.00		327.00	170,635.96		
				05-01-17	01-01-18	5,173,554.00		360.00	776,033.10		
31	Nov. 2016	07.12.16	3,026,825	04-02-17	01-01-18	3,026,825.00		330.00	416,188.44		
32	Dec. 2016	04.01.17	2,721,553	04-03-17	01-01-18	2,721,553.00		302.00	342,462.09		
33	Jan. 2017	06.02.17	394,639	06-04-17	01-01-18	394,639.00		269.00	44,232.45		
34	Feb. 2017	07.03.17	1,608,698	05-05-17	01-01-18	1,608,698.00		240.00	160,869.80		
35	Mar. 2017	06.04.17	10,211,267	04-06-17	01-01-18	10,211,267.00		210.00	893,485.86		
36	May. 2017	04.05.17	28,963,474	02-07-17	01-01-18	5,048,924.00		182.00	382,876.74		



KHIRVIRE WIND POWER PROJECT

Detail of outstanding payment of Energy bills for the Month of January 2014 to Aug 2018 & late payment surcharge payable by MSEDCL against these Monthly Energy bills (up to 31.01.2026)

Annexure -I

S. No.	Monthly energy bill for the month	Date of submission of monthly energy bill in the SE office	Payment payable to SJVN Ltd. By due date after subtracting operating charges (Rs.)	Due date of payment (60 days from the receipt of monthly energy bill in the SE office) as per Section 11.04 of EPA	Payment received as intimated by our Finance Dept. New Delhi.		Outstanding payment up to 31.01.2026	Detail of surcharge on Late payment		Detail of Surcharge on outstanding payment up to 31.01.2026 shown under column No. 7	
					Date of receipt of payment	payment received (Rs.)		Payment delayed by (days)	Surcharge @ 1.25% per Month	Delay in payment up to 31.01.2026 beyond due date (days)	Surcharge @ 1.25% per Month
	1	2	3	4	5	6	7	8	9	10	11
37	May. 2017	04.05.17		02-07-17	17-01-18	1,831,467.00		198.00	151,096.03		
38	May. 2017	04.05.17		02-07-17	14-03-18	6,066,234.00		254.00	642,009.77		
39	May. 2017	04-05-17		02-07-17	23-10-18	16,016,849.00		478.00	3,190,022.00		
40	May, 2017	06-06-17	41,698,524	04-08-17	23-10-18	41,698,524.00	-	445.00	7,731,601.00		
41	Jun-17	10-07-17	45,663,155	07-09-17	23-10-18	45,663,155.00	-	411.00	7,819,815.00		
42	Jul-17	03-08-17	66,300,933	01-10-17	23-10-18	66,300,933.00	-	387.00	10,691,025.00		
43	Bill from Mayil 14 to July 17	16-08-17	49,210,413	14-10-17	23-10-18	49,210,413.00	-	374.00	7,668,623.00		
44	Aug-17	11-09-17	43,298,554	09-11-17	23-10-18	43,298,554.00	-	348.00	6,278,290.00		
45	Sep-17	09-10-17	10,914,413	07-12-17	23-10-18	10,914,413.00	-	320.00	1,455,255.00		
46	Oct-17	10-11-17	5,815,092	08-01-18	23-10-18	5,815,092.00	-	288.00	697,811.00		
47	Nov-17	11-12-17	6,232,012	08-02-18	23-10-18	6,232,012.00	-	257.00	667,345.00		
48	Dec-17	04-01-18	13,899,740	04-03-18	23-10-18	13,899,740.00	-	233.00	1,349,433.00		
49	Jan-18	09-02-18	2,811,403	09-04-18	23-10-18	2,811,403.00	-	197.00	230,769.00		
50	Feb-18	12-03-18	5,307,265	10-05-18	23-10-18	5,307,265.00	-	166.00	367,086.00		
51	Mar-18	09-04-18	11,833,283	07-06-18	23-10-18	11,833,283.00	-	138.00	680,414.00		
52	May. 2018	08-05-18	20,903,442	06-07-18	23-10-18	20,903,442.00	-	109.00	949,365.00		
53	May-18	04-06-18	36,609,742	02-08-18	23-10-18	23,330,582.12		82.00	797,128.00		
54		04-06-18		02-08-18	25-10-18	3,250,137.07		84.00	113,755.00		
55		04-06-18		02-08-18	26-12-18	593,502.00		146.00	36,105.00		
56		04-06-18		02-08-18	29-03-19	9,435,520.81		239.00	939,621.00		
57	Jun-18	09-07-18	58,606,167	06-09-18	29-03-19	14,307,670.19		204.00	1,216,152.00		
58				06-09-18	30-03-19	44,298,496.81		205.00	3,783,830.00		
59	Jul-18	08-08-18	90,531,085	06-10-18	30-03-19	90,531,085.00		175.00	6,601,225.00		
60	Aug-18	10-09-18	24,463,545	08-11-18	30-03-19	24,463,545.19		142.00	1,447,426.00		
	Total		1,257,218,235			1,257,218,175.00	60		109,352,258.00		100.00


SJVN Limited											
Commercial & System Operation Department											
KHIRVIRE WIND POWER PROJECT											
Detail of outstanding payment of Energy bills & late payment surcharge payable by MSEDCL against these Monthly Energy bills (up to 31.01.2026)											
S. No.	Monthly energy bill for the month	Date of submission of monthly energy bill in the SE office	Payment payable to SJVN Ltd. By due date after subtracting operating charges (Rs.)	Due date of payment (60 days from the receipt of monthly energy bill in the SE office) as per Section 11.04 of EPA	Payment received as intimated by our Finance Dept. New Delhi.		Outstanding payment up to 31.01.2026	Detail of surcharge on Late payment		Annexure -II Detail of Surcharge on outstanding payment up to 29.02.2020 shown under column No. 7	
					Date of receipt of payment	Payment received (Rs)		Payment delayed by (days)	Surcharge @ 1.25% per Month	Delay in payment up to 31.01.2026 beyond due date (days)	Surcharge @ 1.25% per Month
1	Aug-18	10-09-18	44,298,499.00	08-11-18	03-04-19	20,494,594.00				146.00	1246754
2				08-11-18	26-04-19	3,738,649.00				169.00	263263
2				08-11-18	22-08-19	17,599,290.00				287.00	2104582
3				08-11-18	22-08-19	2,465,966.00				287.00	294888
3	Sep-18	03-10-18	20,494,594.00	01-12-18	22-08-19	1,272,683.00				264.00	139995
4				01-12-18	30-03-20	19,221,911.00				485.00	3884428
4	Oct-18	09-11-18	8,198,438.00	07-01-19	30-03-20	8,198,438.00				448.00	1530375
5	Nov-18	10-12-18	5,355,065.00	07-02-19	30-03-20	5,355,065.00				417.00	930443
5	Dec-18	02-01-19	7,783,380.00	02-03-19	30-03-20	7,783,380.00				394.00	1277772
6	Jan-19	04-02-19	6,596,469.00	04-04-19	30-03-20	6,596,469.00				361.00	992219
6	Feb-19	01-03-19	11,841,168.00	29-04-19	30-03-20	11,841,168.00				336.00	1657764
7	Mar-19	01-04-19	11,732,142.00	30-05-19	30-03-20	11,732,142.00				305.00	1490960
7	Apr-19	03-05-19	28,117,241.00	01-07-19	30-03-20	28,117,241.00				273.00	3198336
8	May-19	04-06-19	30,873,012.00	02-08-19	30-03-20	30,873,012.00				241.00	3100165
8	Jun-19	02-07-19	41,391,831.00	30-08-19	30-03-20	41,391,831.00				213.00	3673525
9	Jul-19	02-08-19	62,732,943.00	30-09-19	30-03-20	62,732,943.00				182.00	4757248
9	Aug-19	04-09-19	56,277,728.00	02-11-19	30-03-20	55,254,842.70				149.00	3430405
10				02-11-19	28-04-20	131,671.00				178.00	9766
10				02-11-19	22-06-20	891,214.30				233.00	86522
11	Sep-19	03-10-19	38,210,080.00	01-12-19	22-06-20	3,733,792.70				204.00	317372
11				01-12-19	08-02-21	34,476,287.30				435.00	6248827
12	Oct-19	04-11-19	11,939,720.00	02-01-20	08-02-21	11,939,720.00				403.00	2004878
12	Nov-19	03-12-19	4,786,079.00	31-01-20	08-02-21	4,786,079.00				374.00	745831
13	Dec-19	02-01-20	4,635,007.00	01-03-20	08-02-21	4,635,007.00				344.00	664351
13	Jan-20	04-02-20	6,544,232.00	03-04-20	08-02-21	6,544,232.00				311.00	848023
14	Feb-20	04-03-20	7,896,210.00	02-05-20	08-02-21	7,896,210.00				282.00	927805
14	Mar-20	02-04-20	15,253,535.00	31-05-20	08-02-21	15,253,535.00				253.00	1607977
15	Apr-20	01-05-20	20,862,983.00	29-06-20	08-02-21	20,862,983.00				224.00	1947212
15	May-20	01-06-20	39,315,466.00	30-07-20	08-02-21	39,315,466.00				193.00	3161619
16	Jun-20	03-07-20	33,956,673.00	31-08-20	08-02-21	33,956,673.00				161.00	2277927
16	Jul-20	04-08-20	40,143,125.00	02-10-20	08-02-21	40,143,125.00				129.00	2157693
17	Aug-20	02-09-20	78,152,142.00	31-10-20	08-02-21	78,162,142.00				100.00	3256756
17	Sep-20	05-10-20	8,715,944.00	03-12-20	08-02-21	2,092,704.70				67.00	58421
18				03-12-20	27-05-21	1,141,216.00				175.00	83214

S. No.	Monthly energy bill for the month	Date of submission of monthly energy bill in the SE office	Payment payable to SJVN Ltd. By due date after subtracting operating charges (Rs.)	Due date of payment (60 days from the receipt of monthly energy bill in the SE office) as per Section 11.04 of EPA	Payment received as intimated by our Finance Dept. New Delhi.		Outstanding payment up to 31.01.2026	Detail of surcharge on Late payment		Detail of Surcharge on outstanding payment up to 29.02.2020 shown under column No. 7	
					Date of receipt of payment	Payment received (Rs)		Payment delayed by (days)	Surcharge @ 1.25% per Month	Delay in payment up to 31.01.2026 beyond due date (days)	Surcharge @ 1.25% per Month
	1	2	3	4	5	6.00	7	8	9	10	11
18				03-12-20	27-05-21	543,104.00				175.00	39601
19				03-12-20	28-12-21	4,938,919.00				390.00	802574
19	Oct-20	02-11-20	8,759,437.00	31-12-20	28-12-21	8,759,437.00				362.00	1321215
20	Nov-20	02-12-20	10,452,390.00	30-01-21	28-12-21	10,452,390.00				332.00	1445914
20	Dec-20	05-01-21	6,621,791.00	05-03-21	28-12-21	4,990,583.00				298.00	619664
21	Dec-20	05-01-21		05-03-21	29-04-22	1,631,208.00				420.00	285461
21	Jan-21	03-02-21	3,215,921.00	03-04-21	29-04-22	3,215,921.00				391.00	523927
22	Feb-21	03-03-21	7,769,724.00	01-05-21	29-04-22	7,769,724.00				363.00	1175171
22	Mar-21	05-04-21	11,427,950.00	03-06-21	29-04-22	9,906,409.00				330.00	1362131
23		05-04-21		03-06-21	27-05-22	1,521,541.00				358.00	226963
23	Apr-21	04-05-21	15,178,083.00	02-07-21	27-05-22	15,178,083.00				329.00	2080662
24	May-21	03-06-21	31,660,085.00	01-08-21	27-05-22	31,660,085.00				299.00	3944319
24	Jun-21	06-07-21	35,844,742.00	03-09-21	27-05-22	34,544,092.00				266.00	3828637
25		06-07-21		03-09-21	12-08-22	1,300,650.00				343.00	185885
25	Jul-21	02-08-21	59,655,216.00	30-09-21	12-08-22	59,655,216.00				316.00	7854603
26	Aug-21	02-09-21	29,912,718.00	31-10-21	12-08-22	29,912,718.00				285.00	3552135
26	Sep-21	05-10-21	45,434,714.00	03-12-21	12-08-22	43,938,762.00				252.00	4613570
27				03-12-21	23-09-22	288,378.00				294.00	35326
27				03-12-21	02-11-22	1,207,574.00				334.00	168054
28	Oct-21	05-11-21	4,776,252.00	03-01-22	02-11-22	4,776,252.00				303.00	603002
28	Nov-21	02-12-21	11,587,127.00	30-01-22	02-11-22	11,587,127.00				276.00	1332520
29	Dec-21	04-01-22	3,335,870.00	04-03-22	02-11-22	2,198,282.00				243.00	222576
29				04-03-22	30-11-22	1,137,588.00				271.00	128453
30	Jan-22	03-02-22	6,766,599.00	03-04-22	30-11-22	6,766,599.00				241.00	679479
30	Feb-22	04-03-22	5,606,754.00	02-05-22	30-11-22	4,516,584.00				212.00	398965
31				02-05-22	10-01-23	1,090,170.00				253.00	114922
31	Mar-22	05-04-22	12,901,638.00	03-06-22	10-01-23	12,901,638.00				221.00	1188026
32	Apr-22	05-05-22	20,944,804.00	03-07-22	10-01-23	19,890,584.00				191.00	1582959
32				03-07-22	22-02-23	1,054,220.00				234.00	102786
33	May-22	03-06-22	50,381,981.00	01-08-22	22-02-23	50,381,981.00				205.00	4303461
33	Jun-22	05-07-22	38,674,935.00	02-09-22	22-02-23	37,611,454.00				173.00	2711159
34				02-09-22	01-03-23	1,063,481.00				180.00	79761
34	Jul-22	04-08-22	55,482,440.00	02-10-22	01-03-23	7,923,751.00				150.00	495234
35		04-08-22		02-10-22	29-03-23	47,558,689.00				178.00	3527269
35	Aug-22	05-09-22	57,971,220.00	03-11-22	29-03-23	57,971,220.00				146.00	3526583
36	Sep-22	04-10-22	17,291,802.00	02-12-22	29-03-23	7,850,203.00				117.00	382697
36				02-12-22	20-04-23	9,441,599.00				139.00	546826
37	Oct-22	03-11-22	11,900,373.00	01-01-23	20-04-23	11,900,373.00				109.00	540475
37	Nov-22	05-12-22	8,996,332.00	02-02-23	20-04-23	7,540,806.00				77.00	241934

S. No.	Monthly energy bill for the month	Date of submission of monthly energy bill in the SE office	Payment payable to SJVN Ltd. By due date after subtracting operating charges (Rs.)	Due date of payment (60 days from the receipt of monthly energy bill in the SE office) as per Section 11.04 of EPA	Payment received as intimated by our Finance Dept. New Delhi.		Outstanding payment up to 31.01.2026	Detail of surcharge on Late payment		Detail of Surcharge on outstanding payment up to 29.02.2020 shown under column No. 7		
					Date of receipt of payment	Payment received (Rs)		Payment delayed by (days)	Surcharge @ 1.25% per Month	Delay in payment up to 31.01.2026 beyond due date (days)	Surcharge @ 1.25% per Month	
												1
38				02-02-23	19-05-23	1,455,526.00					106.00	64286
38	Dec-22	05-01-23	4,026,094.00	05-03-23	19-05-23	2,566,438.00					75.00	80201
39		05-01-23		05-03-23	09-06-23	1,459,656.00					96.00	58386
39	Jan-23	06-02-23	4,118,341.00	06-04-23	09-06-23	2,654,463.00					64.00	70786
40				06-04-23	30-08-23	1,463,878.00					146.00	89053
40	Feb-23	06-03-23	4,221,755.00	04-05-23	30-08-23	4,221,755.00					118.00	207570
41	Mar-23	04-04-23	10,094,833.00	02-06-23	30-08-23	10,094,833.00					89.00	374350
41	Apr-23	04-05-23	10,996,480.00	02-07-23	30-08-23	10,996,480.00					59.00	270330
42	May-23	02-06-23	29,058,071.00	31-07-23	30-08-23	2,251,966.00					30.00	28150
42		02-06-23		31-07-23	14-09-23	25,287,442.00					45.00	474140
43				31-07-23	28-09-23	1,518,663.00					59.00	37334
43	Jun-23	05-07-23	54,957,362.00	02-09-23	28-09-23	53,383,641.00					26.00	578323
44				02-09-23	02-11-23	1,573,721.00					61.00	39999
44	Jul-23	03-08-23	57,267,793.00	01-10-23	02-11-23	55,636,701.00					32.00	741823
45				01-10-23	01-12-23	1,631,092.00					61.00	41457
45	Aug-23	04-09-23	50,295,455.00	02-11-23	01-12-23	48,613,967.00					29.00	587419
46				02-11-23	29-12-23	1,681,488.00					57.00	39935
46	Sep-23	03-10-23	35,890,214.00	01-12-23	29-12-23	33,504,668.00					28.00	390888
47				01-12-23	31-01-24	2,385,546.00					61.00	60633
47	Oct-23	03-11-23	3,892,503.00	01-01-24	31-01-24	1,502,958.00					30.00	18787
48				01-01-24	31-01-24	239,075.00					30.00	2988
48				01-01-24	28-02-24	668,067.00					58.00	16145
49				01-01-24	04-03-24	1,482,403.00					63.00	38913
49	Nov-23	05-12-23	4,115,831.00	02-02-24	04-03-24	2,629,209.00					31.00	33961
50				02-02-24	03-05-24	1,486,622.00					91.00	56368
50	Dec-23	05-01-24	4,302,539.00	04-03-24	03-05-24	4,149,843.00					60.00	103746
51				04-03-24	05-06-24	152,696.00					93.00	5917
51	Jan-24	05-02-24	5,642,212.00	04-04-24	05-06-24	5,392,941.00					62.00	139318
52				04-04-24	02-07-24	249,271.00					89.00	9244
52	Feb-24	05-03-24	5,551,290.00	03-05-24	02-07-24	5,551,290.00					60.00	138782
53	Mar-24	03-04-24	14,184,031.00	01-06-24	02-07-24	8,369,183.00					31.00	108102
53				01-06-24	02-08-24	5,814,848.00					62.00	150217
54	Apr-24	06-05-24	13,474,451.00	04-07-24	02-08-24	7,646,027.00					29.00	92389
54				04-07-24	21-08-24	4,298,133.00					48.00	85963
55				04-07-24	05-09-24	1,530,291.00					63.00	40170
55	May-24	04-06-24	34,235,206.00	02-08-24	05-09-24	32,670,577.00					34.00	462833
56				02-08-24	20-09-24	1,564,629.00					49.00	31945

S. No.	Monthly energy bill for the month	Date of submission of monthly energy bill in the SE office	Payment payable to SJVN Ltd. By due date after subtracting operating charges (Rs.)	Due date of payment (60 days from the receipt of monthly energy bill in the SE office) as per Section 11.04 of EPA	Payment received as intimated by our Finance Dept. New Delhi.		Outstanding payment up to 31.01.2026	Detail of surcharge on Late payment		Detail of Surcharge on outstanding payment up to 29.02.2020 shown under column No. 7	
					Date of receipt of payment	Payment received (Rs)		Payment delayed by (days)	Surcharge @ 1.25% per Month	Delay in payment up to 31.01.2026 beyond due date (days)	Surcharge @ 1.25% per Month
	1	2	3	4	5	6.00	7	8	9	10	11
56	Jun-24	03-07-24	32,790,163.00	31-08-24	20-09-24	31,192,644.00				20.00	259939
57				31-08-24	30-09-24	46,552.00				30.00	582
57				31-08-24	16-10-24	1,550,967.00				46.00	29727
58	Jul-24	06-08-24	70,304,834.00	04-10-24	16-10-24	68,683,461.00				12.00	343417
58				04-10-24	21-11-24	1,621,373.00				48.00	32427
59	Aug-24	03-09-24	44,727,159.00	01-11-24	21-11-24	43,060,956.00				20.00	358841
59				01-11-24	21-12-24	1,666,203.00				50.00	34713
59	Sep-24	04-10-24	22,838,548.00	02-12-24	21-12-24	21,551,017.00				19.00	170612
				02-12-24	23-01-25	1,287,531.00				52.00	27897
60	Oct-24	06-11-24	6,533,942.00	04-01-25	23-01-25	5,239,775.00				19.00	41482
				04-01-25	13-02-25	1,294,167.00				40.00	21569
61	Nov-24	03-12-24	9,200,367.00	31-01-25	13-02-25	7,896,897.00				13.00	42775
				31-01-25	11-03-25	1,303,470.00				39.00	21181
62	Dec-24	03-01-25	4,811,225.00	03-03-25	11-03-25	3,502,839.00				8.00	11676
				03-03-25	15-04-25	1,308,386.00				43.00	23442
63	Jan-25	05-02-25	4,713,510.00	05-04-25	15-04-25	3,400,306.00				10.00	14168
				05-04-25	16-05-25	1,313,204.00				41.00	22434
64	Feb-25	04-03-25	3,163,642.00	02-05-25	16-05-25	1,847,172.00				14.00	10775
				02-05-25	09-06-25	1,316,470.00				38.00	20844
65	Mar-25	03-04-25	8,797,235.00	01-06-25	09-06-25	7,471,922.00				8.00	24906
				01-06-25	30-06-25	51,878.00				29.00	627
				01-06-25	14-07-25	1,273,435.00				43.00	22816
66	Apr-25	06-05-25	26,104,302.00	04-07-25	14-07-25	24,804,662.00				10.00	103353
				04-07-25	14-08-25	1,299,640.00				41.00	22202
67	May-25	04-06-25	27,451,265.00	02-08-25	14-08-25	26,124,072.00				12.00	130620
				02-08-25	11-09-25	1,327,193.00				40.00	22120
68	Jun-25	04-07-25	60,756,139.00	01-09-25	11-09-25	33,309,918.00				10.00	138791
				01-09-25	30-09-25	26,058,172.00				29.00	314870
				01-09-25	10-10-25	1,388,049.00				39.00	22556
69	Jul-25	05-08-25	48,336,653.00	03-10-25	10-10-25	27,306,054.00				7.00	79643
				03-10-25	31-10-25	19,594,112.00				28.00	228598
				03-10-25	14-11-25	1,436,487.00				42.00	25139
70	Aug-25	03-09-25	32,454,079.00	01-11-25	14-11-25	30,985,037.00				13.00	167836
				01-11-25	05-12-25	1,469,042.00				34.00	20811
71	Sep-25	06-10-25	23,791,953.00	04-12-25	05-12-25	22,299,017.00				1.00	9291
				04-12-25	09-01-26	1,492,936.00				36.00	22394
72	Oct-25	04-11-25	9,560,874.00	02-01-26	09-01-26	8,058,275.00				7.00	23503
				02-01-26			1,502,599.00			29.00	18156
73	Nov-25	04-12-25	7,657,985.00	01-02-26			7,657,985.00				
74	Dec-25	06-01-26	8,831,872.00	06-03-26			8,831,872.00				
			2,017,814,812.00			1,999,822,355.70	17,992,456.00				125,809,799.00

LPS on delayed payment of MERC order									
Sr No	Date of Bill	Due date	Amount billed	Date of payment	Amount paid	Amount outstanding	Date of LPS	No of Days	LPS amount
1	02-08-24	01-10-24	103,200,969.00	01-10-24	52,946,269.00	50,254,700.00	31-10-24	30.00	619,578.00
				31-10-24	35,075,440.00	15,179,260.00	31-01-26	457.00	2,850,790.00
					Total LPS				3,470,368.00
					Already charged upto 31-12-2025				3,276,988.00
					Diff to be billed with Jan 2026 bill				193,380.00


 मुनीश कुमार
 उप महाप्रबंधक (सी एंड एस ओ)
 एसजेवीएन लिमिटेड, शक्ति सदन,
 रायपुर

MAHAVITARAN

Maharashtra State Electricity Distribution Co. Ltd.

(A Govt. of Maharashtra undertaking)
CIN: U40109MH2005SGC153645

Phone No: 02412353645
FAX_NO: 0241 2344585
EMAIL: seahmednagar@gmail.com
WEBSITE: www.mahadiscom.in

Office of the, Superintending Engineer,O&M Circle,
Old Power House, New Admn.Bldg, Station Road, Ahmednagar - 414 001

No.SE/ANRC/TECH/HT/DYE AMR/

Date: 04.02.2026

To,
Chief Engineer (Corp.Pln.),
Mumbai, MSEDCL, Prakashgad,
Bandra, Mumbai

Sub : Monthly Credit Note in respect of SJVN Limited at Khirvire Wind Power Project site, Taluka-Akole, Dist.-Ahmednagar for the month of January ,2026 at 132/33 KV Kumbhalne Sub Station (33 KV FEEDER1)

Name of the WTG Owner/ Customer : SJVN Limited

Make of WEG: GAMESA Wind Turbines Pvt.Ltd.

MSEDCL Meter No. Main Meter : MAKE:ELSTER ABT 1800

Sr No.	Parameter	MSEDCL Meter Reading Date		Difference	Multiplying Factor (M.F.)	Units Recorded	kVArh Charges Calculations		
		Current 01.02.2026(00:00 Hrs)	Previous 01.01.2026(00:00 Hrs)				Export kVArh Lead(Q2)	Export kVArh Lag(Q3)	
1	2	3	4=2-3	5	6=4*5				
1	Import kWh	210,824.2750	210,570.2725	254.0025	1500	381,003.75	Export kVArh Lead(Q2)	0.00	
2	Import kWh- Rate A	72,912.6000	72,853.1725	59.4275	1500	89,141.25	Export kVArh Lag(Q3)	34,698.75	
3	Import kWh- Rate B	76,319.8850	76,229.2875	90.5975	1500	135,896.25	Total kVArh Unit	34,698.75	
4	Import kWh- Rate C	22,493.8175	22,432.3675	61.4500	1500	92,175.00	Note: As per MERC order charges for kVArh units are to be added to the monthly electricity bill of developer in case of self use. In case of third party sale, these charges are to be added to the Electricity Bill of third party consumer as per kVArh price.		
5	Import kWh- Rate D	39,097.9725	39,055.4450	42.5275	1500	63,791.25			
6	Export kWh	1,146.1925	1,132.1650	14.0275	1500	21,041.25			
7	Export kWh- Rate A	368.4075	362.9175	5.4900	1500	8,235.00			
8	Export kWh- Rate B	461.6775	456.6100	5.0675	1500	7,601.25			
9	Export kWh- Rate C	165.0875	163.7800	1.2875	1500	1,831.25			
10	Export kWh- Rate D	151.0400	148.8575	2.1825	1500	3,273.75			
11	Import kVAh	210,937.4800	210,683.1100	254.3700	1500	381,555.00			
12	Export kVAh	1,882.0225	1,854.4575	27.5650	1500	41,347.50			
13	Import kVArh Lag (Q1)	4,737.2675	4,724.0125	13.2550	1500	19,882.50			
14	Export kVArh Lead (Q2)	5.1900	5.1900	0.0000	1500	0.00			
15	Export kVArh Lag (Q3)	1,409.3550	1,386.2225	23.1325	1500	34,698.75			
16	Import kVArh Lead (Q4)	3,745.2300	3,735.3000	9.9300	1500	14,895.00			
Power Factor		Buyer No. & Name		kWh %	Import kWh units	Export kWh units	Wheeling & Tr. Loss (0%)	Net kWh Units for Credit	kVArh Units
IMPORT	0.999	MSEDCL Chief Engineer (Corp.Pln.)		100	381,003.75	21,041.25	0.00	359,962.50	34,698.75
EXPORT	0.509								

MSEDCL meter No. Check meter: Make: ELSTER ABT 1800

Sr No.	Parameter	MSEDCL Meter Reading Date		Difference	Multiplying Factor	Units Recorded
		Current 01.02.2026(00:00 Hrs)	Previous 01.01.2026(00:00 Hrs)			
1	2	3	4=2-3	5	6=4*5	
01	Import kVAh	210,700.3500	210,446.3175	254.0325	1500	381,048.75
02	Export kVAh	1,869.7950	1,842.3825	27.4125	1500	41,118.75
03	Import kWh	210,586.2275	210,332.5675	253.6600	1500	380,490.00
04	Export kWh	1,140.7600	1,126.7650	13.9950	1500	20,992.50

MAHAVITARAN

Maharashtra State Electricity Distribution Co. Ltd.

(A Govt. of Maharashtra undertaking)
CIN: U40109MH2005SGC153645

Phone No: 02412353645
FAX_NO: 0241 2344585
EMAIL: seahmednagar@gmail.com
WEBSITE: www.mahadiscom.in

Office of the, Superintending Engineer,O&M Circle,
Old Power House, New Admn.Bldg, Station Road, Ahmednagar - 414 001

No.SE/ANRC/TECH/HT/DYE AMR/

Date: 04.02.2026

To,
Chief Engineer (Corp.Pl.),
Mumbai, MSEDCL, Prakashgad,
Bandra, Mumbai

Sub : Monthly Credit Note in respect of SJVN Limited at Khirvire Wind Power Project site, Taluka-Akole, Dist.-Ahmednagar for the month of January ,2026 at 132/33 KV Kombhalne Sub Station (33 KV FEEDER2)

Name of the WTG Owner/ Customer : SJVN Limited

Make of WEG: GAMESA Wind Turbines Pvt.Ltd.

MSEDCL Meter No. Main Meter : MAKE:ELSTER ABT 1800

Sr No.	Parameter	MSEDCL Meter Reading Date		Difference	Multiplying Factor (M.F.)	Units Recorded	kVAh Charges Calculations		
		Current	Previous				Export kVAh Lead(Q2)	Export kVAh Lag(Q3)	
		01.02.2026(00:00 Hrs)	01.01.2026(00:00 Hrs)						
1	2	3	4=2-3	5	6=4*5				
1	Import kWh	169,862.5250	169,683.0975	179.4275	1500	269,141.25		0.00	
2	Import kWh- Rate A	59,707.8475	59,663.3325	44.5150	1500	66,772.50			
3	Import kWh- Rate B	60,991.9375	60,917.9025	74.0350	1500	111,052.50			
4	Import kWh- Rate C	18,215.4400	18,182.0200	33.4200	1500	50,130.00			
5	Import kWh- Rate D	30,947.3000	30,919.8425	27.4575	1500	41,186.25			
6	Export kWh	1,125.1475	1,110.0275	15.1200	1500	22,680.00			
7	Export kWh- Rate A	352.7300	346.9600	5.7700	1500	8,655.00			
8	Export kWh- Rate B	457.4775	452.1650	5.3125	1500	7,968.75			
9	Export kWh- Rate C	169.0625	167.5750	1.4875	1500	2,231.25			
10	Export kWh- Rate D	145.8775	143.3275	2.5500	1500	3,825.00			
11	Import kVAh	169,983.8700	169,804.3000	179.5700	1500	269,355.00			
12	Export kVAh	1,634.1300	1,607.1250	27.0050	1500	40,507.50			
13	Import kVAh Lag (Q1)	4,534.6600	4,528.2975	6.3625	1500	9,543.75			
14	Export kVAh Lead (Q2)	14.2375	14.2375	0.0000	1500	0.00			
15	Export kVAh Lag (Q3)	1,058.3575	1,036.9525	21.4050	1500	32,107.50			
16	Import kVAh Lead (Q4)	3,320.0450	3,309.1675	10.8775	1500	16,316.25			
Power Factor		Buyer No. & Name		kWh %	Import kWh units	Export kWh units	Wheeling & Tr. Loss (0%)	Net kWh Units for Credit	kVAh Units
IMPORT		0.999		100	269,141.25	22,680.00	0.00	246,461.25	32,107.50
EXPORT		0.560							
		MSEDCL Chief Engineer (Corp.Pln.)							

Note: As per MERC order charges for kVAh units are to be added to the monthly electricity bill of developer in case of self use. In case of third party sale, these charges are to be added to the Electricity Bill of third party consumer as per kVAh price.

MSEDCL meter No. Check meter: Make: ELSTER ABT 1800

Sr No.	Parameter	MSEDCL Meter Reading Date		Difference	Multiplying Factor	Units Recorded
		Current	Previous			
		01.02.2026(00:00 Hrs)	01.01.2026(00:00 Hrs)			
1	2	3	4=2-3	5	6=4*5	
01	Import kVAh	170,179.9750	170,000.0925	179.8825	1500	269,823.75
02	Export kVAh	1,640.4100	1,613.2750	27.1350	1500	40,702.50
03	Import kWh	170,058.8100	169,879.0600	179.7500	1500	269,625.00
04	Export kWh	1,132.1275	1,116.8950	15.2325	1500	22,848.75

(A Govt. of Maharashtra undertaking)
CIN: U40109MH2005SGC153645
Maharashtra State Electricity Distribution Co. Ltd
Sub-Div Akole Div-Sanagamner Circle- Ahmednagar.

SJVN Limited Energy Break Up Report From 01.01.2026 to 01.02.2026 (JAN-2026) at Site Khirvire Tal.: Akole & Dist Ahmednagar

No of WEG's Connected : 29 X 850 KW

33 kV FEEDER1 at 132/33 KV/ KOMBHALNESUBSTATION

Total Capacity : 24.650 MW

Joint Meter Reading: 01.02.2026 for FEEDER1 at Kombhalane SS at Khirvere site

Sr. No.	Customer Name	Date of Commissioning (DOC)	Location No.	Percentage of Total Generation (%)	Import KWH	Date of Commissioning wise total Import KWH	Export KWH	Date of Commissioning wise total Export KWH	Net KWH	Date of Commissioning wise total KWH	RKVAH	Date of Commissioning wise total RKVAH
1	SJVN Ltd.	20.01.2014	GKA-02	0.00	0.00000	180,633.87790	0.00000	9,975.65665	0.00000	170,658.22125	0.00000	16,450.67740
			GKA-14N	4.45	16,954.66688		936.33563		16,018.33125		1,544.09438	
			GKA-15	4.04	15,392.55150		850.06650		14,542.48500		1,401.82950	
			GKA-37	3.94	15,011.54775		829.02525		14,182.52250		1,367.13075	
			GKA-41	3.8	14,478.14250		799.56750		13,678.57500		1,318.55250	
			GKA-42	5.24	19,964.59650		1,102.56150		18,862.03500		1,818.21450	
			GKA-43	4.41	16,802.26538		927.91913		15,874.34625		1,530.21488	
			GKA-45	4.03	15,354.45113		847.96238		14,506.48875		1,398.35963	
			GKA-46	3.53	13,449.43238		742.75613		12,706.67625		1,224.86588	
			GKA-47	5.02	19,126.38825		1,056.27075		18,070.11750		1,741.87725	
			GKA-48	4.14	15,773.55525		871.10775		14,902.44750		1,436.52825	
			GKA-50	4.81	18,326.28038		1,012.08413		17,314.19625		1,669.00988	
			GKA-54	0.00	0.00000		0.00000		0.00000		0.00000	
2	SJVN Ltd.	31.01.2014	GAK-01	4.13	15,735.45488	145,010.02727	869.00363	8,008.29977	14,866.45125	137,001.72750	1,433.05838	13,206.34427
			GAK-43N1	3.51	13,373.23163		738.54788		12,634.68375		1,217.92613	
			GAK-66	2.96	11,277.71100		622.82100		10,654.89000		1,027.08300	
			GAK-67	0.00	0.00000		0.00000		0.00000		0.00000	
			GKA-06	4.3	16,383.16125		904.77375		15,478.38750		1,492.04625	
			GKA-09	0.00	0.00000		0.00000		0.00000		0.00000	
			GKA-10	4.93	18,783.48488		1,037.33363		17,746.15125		1,710.64838	
			GKA-17	3.38	12,877.92675		711.19425		12,166.73250		1,172.81775	
			GKA-20	3.52	13,411.33200		740.65200		12,670.68000		1,221.39600	

(A Govt. of Maharashtra undertaking)
CIN: U40109MH2005SGC153645
Maharashtra State Electricity Distribution Co. Ltd
Sub-Div Akole Div-Sanagamner Circle- Ahmednagar.

Sr. No.	Customer Name	Date of Commissioning (DOC)	Location No.	Percentage of Total Generation (%)	Import KWH	Date of Commissioning wise total Import KWH	Export KWH	Date of Commissioning wise total Export KWH	Net KWH	Date of Commissioning wise total KWH	RKVAH	Date of Commissioning wise total RKVAH
			GKA-36	3.78	14,401.94175		795.35925		13,606.58250		1,311.61275	
			GKA-40	3.83	14,592.44363		805.87988		13,786.56375		1,328.96213	
			GKA-68	3.72	14,173.33950		782.73450		13,390.60500		1,290.79350	
3	SJVN Ltd.	20.02.2014	GAK-86	3.02	11,506.31325	11,506.31325	635.44575	635.44575	10,870.86750	10,870.86750	1,047.90225	1,047.90225
4	SJVN Ltd.	30.03.2014	GKA-19	4.29	16,345.06088	16,345.06088	902.66963	902.66963	15,442.39125	15,442.39125	1,488.57638	1,488.57638
5	SJVN Ltd.	15.04.2014	GKA-18	4.46	16,992.76725	16,992.76725	938.43975	938.43975	16,054.32750	16,054.32750	1,547.56425	1,547.56425
6	SJVN Ltd.	20.05.2014	GKA-51	2.76	10,515.70350	10,515.70350	580.73850	580.73850	9,934.96500	9,934.96500	957.68550	957.68550
Total				100.00000	381,003.75005	381,003.75005	21,041.25005	21,041.25005	359,962.50000	359,962.50000	34,698.75005	34,698.75005

(A Govt. of Maharashtra undertaking)
CIN: U40109MH2005SGC153645
Maharashtra State Electricity Distribution Co. Ltd
Sub-Div Akole Div-Sanagamner Circle- Ahmednagar.

SJVN Limited Energy Break Up Report From 01.01.2026 to 01.02.2026 (JAN-2026) at Site Khirvire Tal.: Akole & Dist Ahmednagar

No of WEG's Connected : 27 X 850 KW

33 kV FEEDER2 at 132/33 KV/ KOMBHALNESUBSTATION

Total Capacity : 22.950 MW

Joint Meter Reading: 01.02.2026 for FEEDER2 at Kombhalane SS at Khirvere site

Sr. No.	Customer Name	Date of Commissioning (DOC)	Location No.	Percentage of Total Generation (%)	Import KWH	Date of Commissioning wise total Import KWH	Export KWH	Date of Commissioning wise total Export KWH	Net KWH	Date of Commissioning wise total KWH	RKVAH	Date of Commissioning wise total RKVAH
1	SJVN Ltd.	20.01.2014	GKA-34	5.2	13,995.34500	109,998.02890	1,179.36000	9,269.31600	12,815.98500	100,728.71290	1,669.59000	13,122.33525
			GKA-53	0.00	0.00000		0.00000		0.00000			
			GKV-05	0.00	0.00000		0.00000		0.00000			
			GKV-06	5.19	13,968.43088		1,177.09200		12,791.33888		1,666.37925	
			GKV-12	4.66	12,541.98225		1,056.88800		11,485.09425		1,496.20950	
			GKV-13	4.19	11,277.01838		950.29200		10,326.72638		1,345.30425	
			GKV-14	3.91	10,523.42288		886.78800		9,636.63488		1,255.40325	
			GKV-18	4.18	11,250.10425		948.02400		10,302.08025		1,342.09350	
			GKV-20	4.31	11,599.98788		977.50800		10,622.47988		1,383.83325	
			GKV-22N	4.52	12,165.18450		1,025.13600		11,140.04850		1,451.25900	
			GKV-28	4.71	12,676.55288		1,068.22800		11,608.32488		1,512.26325	
			GKV-4N	0.00	0.00000		0.00000		0.00000		0.00000	
2	SJVN Ltd.	31.01.2014	GKV-07	5.00	13,457.06250	31,731.75339	1,134.00000	2,673.97200	12,323.06250	29,057.78139	1,605.37500	3,785.47425
			GKV-21	1.55	4,171.68938		351.54000		3,820.14938		497.66625	
			GKV-28N1	0.00	0.00000		0.00000		0.00000		0.00000	
			GKV-39	1.77	4,763.80013		401.43600		4,362.36413		568.30275	
			GKV-50	3.47	9,339.20138		786.99600		8,552.20538		1,114.13025	
3	SJVN Ltd.	20.02.2014	GKA-52	6.55	17,628.75188	27,021.78151	1,485.54000	2,277.07200	16,143.21188	24,744.70951	2,103.04125	3,223.59300
			GKV-23	3.49	9,393.02963		791.53200		8,601.49763		1,120.55175	
4	SJVN Ltd.	22.03.2014	GKA-35	5.66	15,233.39475	25,487.67638	1,283.68800	2,147.79600	13,949.70675	23,339.88038	1,817.28450	3,040.58025
			GKV-32	3.81	10,254.28163		864.10800		9,390.17363		1,223.29575	
			GKV-02	5.04	13,564.71900		1,143.07200		12,421.64700		1,618.21800	



MAHAVITARAN
Maharashtra State Electricity Distribution Co. Ltd.

(A Govt. of Maharashtra undertaking)
CIN: U40109MH2005SGC153645
Maharashtra State Electricity Distribution Co. Ltd
Sub-Div Akole Div-Sanagamner Circle- Ahmednagar.

Sr. No.	Customer Name	Date of Commissioning (DOC)	Location No.	Percentage of Total Generation (%)	Import KWH	Date of Commissioning wise total Import KWH	Export KWH	Date of Commissioning wise total Export KWH	Net KWH	Date of Commissioning wise total KWH	RKVAH	Date of Commissioning wise total RKVAH
5	SJVN Ltd.	30.03.2014	GKV-03	3.94	10,604.16525	57,784.62638	893.59200	4,869.39600	9,710.57325	52,915.23038	1,265.03550	6,893.48025
			GKV-11	3.78	10,173.53925		857.30400		9,316.23525		1,213.66350	
			GKV-15	4.22	11,357.76075		957.09600		10,400.66475		1,354.93650	
			GKV-19	4.49	12,084.44213		1,018.33200		11,066.11013		1,441.62675	
6	SJVN Ltd.	15.04.2014	GKA-13	6.36	17,117.38350	17,117.38350	1,442.44800	1,442.44800	15,674.93550	15,674.93550	2,042.03700	2,042.03700
Total				100.00000	269,141.25006	269,141.25006	22,680.00000	22,680.00000	246,461.25006	246,461.25006	32,107.50000	32,107.50000



SJVN Limited
Commercial & System Operation Department

Joint Meter Reading Report JAN,26

Name of site:	Khirvire Wind Power Project
---------------	-----------------------------

Main Meter

Grid Connectivity in the name of	M/s. K. P. Power Pvt. Ltd.		
Name of WTG Owner/ Customer	SJVN Ltd. (A Joint Venture of Govt. of India & Govt. of H.P.)		
Name of Substation	132/33 kV Substation Kombhalne (Taluka-Akole)		
33 kV Feeder No.	1		
MSEDCL Main Meter Details	Make: Elster/ Sr. No. 16595593		
MSEDCL Check Meter No.	16595594		
Date of joint meter reading	01.02.2026	Time	00:00:00

Main Meter Reading (Feeder-1)

Sr. No.	Parameter	Reading as on		Difference	Multiplying Factor (M.F.)	Total kWh
		01.02.2026 at 00:00:00	01.01.2026 at 00:00:00			
01	Import kWh	210,824.2750	210,570.2725	254.0025	1500	381,003.75
02	Import kWh- Rate A	72,912.6000	72,853.1725	59.4275	1500	89,141.25
03	Import kWh- Rate B	76,319.8850	76,229.2875	90.5975	1500	135,896.25
04	Import kWh- Rate C	22,493.8175	22,432.3675	61.4500	1500	92,175.00
05	Import kWh- Rate D	39,097.9725	39,055.4450	42.5275	1500	63,791.25
06	Export kWh	1,146.1925	1,132.1650	14.0275	1500	21,041.25
07	Export kWh- Rate A	368.4075	362.9175	5.4900	1500	8,235.00
08	Export kWh- Rate B	461.6775	456.6100	5.0675	1500	7,601.25
09	Export kWh- Rate C	165.0675	163.7800	1.2875	1500	1,931.25
10	Export kWh- Rate D	151.0400	148.8575	2.1825	1500	3,273.75
11	Import kVAh	210,937.4800	210,683.1100	254.3700	1500	381,555.00
12	Export kVAh	1,882.0225	1,854.4575	27.5650	1500	41,347.50
13	Import kVArh Lag (Q1)	4,737.2675	4,724.0125	13.2550	1500	19,882.50
14	Export kVArh Lead (Q2)	5.1900	5.1900	0.0000	1500	0.00
15	Export kVArh Lag (Q3)	1,409.3550	1,386.2225	23.1325	1500	34,698.75
16	Import kVArh Lead (Q4)	3,745.2300	3,735.3000	9.9300	1500	14,895.00

Note: Main meter reading taken from MRI print.

Representative of SJVN Ltd.



SJVN Limited
Commercial & System Operation Department

Joint Meter Reading Report JAN,26

Name of site:	Khirvire Wind Power Project
---------------	-----------------------------

Check Meter

Grid Connectivity in the name of	M/s. K. P. Power Pvt. Ltd.		
Name of WTG Owner/ Customer	SJVN Ltd. (A Joint Venture of Govt. of India & Govt. of H.P.)		
Name of Substation	132/33 kV Substation Kombhalne (Taluka-Akole)		
33 kV Feeder No.	1		
MSEDCL Main Meter Details	Make: Elster/ Sr. No. 16595593		
MSEDCL Check Meter No.	16595594		
Date of joint meter reading	01.02.2026	Time	00:00:00

Check Meter Reading (Feeder-1)

Sr. No.	Parameter	Reading as on		Difference	Multiplying Factor (M.F.)	Total kWh
		01.02.2026 at 00:00:00	01.01.2026 at 00:00:00			
01	Import kWh	210,586.2275	210,332.5675	253.6600	1500	380,490.00
02	Import kWh- Rate A	72,780.4950	72,720.9275	59.5675	1500	89,351.25
03	Import kWh- Rate B	76,306.0475	76,216.8375	89.2100	1500	133,815.00
04	Import kWh- Rate C	22,525.2075	22,462.9725	62.2350	1500	93,352.50
05	Import kWh- Rate D	38,974.4775	38,931.8300	42.6475	1500	63,971.25
06	Export kWh	1,140.7600	1,126.7650	13.9950	1500	20,992.50
07	Export kWh- Rate A	368.1725	362.6600	5.5125	1500	8,268.75
08	Export kWh- Rate B	461.2375	456.1550	5.0825	1500	7,623.75
09	Export kWh- Rate C	161.7775	160.5100	1.2675	1500	1,901.25
10	Export kWh- Rate D	149.5725	147.4400	2.1325	1500	3,198.75
11	Import kVAh	210,700.3500	210,446.3175	254.0325	1500	381,048.75
12	Export kVAh	1,869.7950	1,842.3825	27.4125	1500	41,118.75
13	Import kVArh Lag (Q1)	4,752.3300	4,739.0825	13.2475	1500	19,871.25
14	Export kVArh Lead (Q2)	5.2475	5.2475	0.0000	1500	0.00
15	Export kVArh Lag (Q3)	1,397.7375	1,374.7850	22.9525	1500	34,428.75
16	Import kVArh Lead (Q4)	3,687.1750	3,677.3475	9.8275	1500	14,741.25

Note: Check meter reading taken from MRI print.

Representative of SJVN Ltd.



SJVN Limited
Commercial & System Operation Department

Joint Meter Reading Report JAN,26

Name of site:	Khirvire Wind Power Project
---------------	-----------------------------

Main Meter

Grid Connectivity in the name of	M/s. K. P. Power Pvt. Ltd.		
Name of WTG Owner/ Customer	SJVN Ltd. (A Joint Venture of Govt. of India & Govt. of H.P.)		
Name of Substation	132/33 kV Substation Kombhalne (Taluka-Akole)		
33 kV Feeder No.	2		
MSEDCL Main Meter Details	Make: Elster/ Sr. No. 16595595		
MSEDCL Check Meter No.	16595596		
Date of joint meter reading	01.02.2026	Time	00:00:00

Main Meter Reading (Feeder-2)

Sr. No.	Parameter	Reading as on		Difference	Multiplying Factor (M.F.)	Total kWh
		01.02.2026 at 00:00:00	01.01.2026 at 00:00:00			
01	Import kWh	169,862.5250	169,683.0975	179.4275	1500	269,141.25
02	Import kWh- Rate A	59,707.8475	59,663.3325	44.5150	1500	66,772.50
03	Import kWh- Rate B	60,991.9375	60,917.9025	74.0350	1500	111,052.50
04	Import kWh- Rate C	18,215.4400	18,182.0200	33.4200	1500	50,130.00
05	Import kWh- Rate D	30,947.3000	30,919.8425	27.4575	1500	41,186.25
06	Export kWh	1,125.1475	1,110.0275	15.1200	1500	22,680.00
07	Export kWh- Rate A	352.7300	346.9600	5.7700	1500	8,655.00
08	Export kWh- Rate B	457.4775	452.1650	5.3125	1500	7,968.75
09	Export kWh- Rate C	169.0625	167.5750	1.4875	1500	2,231.25
10	Export kWh- Rate D	145.8775	143.3275	2.5500	1500	3,825.00
11	Import kVAh	169,983.8700	169,804.3000	179.5700	1500	269,355.00
12	Export kVAh	1,634.1300	1,607.1250	27.0050	1500	40,507.50
13	Import kVArh Lag (Q1)	4,534.6600	4,528.2975	6.3625	1500	9,543.75
14	Export kVArh Lead (Q2)	14.2375	14.2375	0.0000	1500	0.00
15	Export kVArh Lag (Q3)	1,058.3575	1,036.9525	21.4050	1500	32,107.50
16	Import kVArh Lead (Q4)	3,320.0450	3,309.1675	10.8775	1500	16,316.25

Note: Main meter reading taken from MRI print.

Representative of SJVN Ltd.



SJVN Limited
Commercial & System Operation Department

Joint Meter Reading Report JAN,26

Name of site:	Khirvire Wind Power Project
---------------	-----------------------------

Check Meter

Grid Connectivity in the name of	M/s. K. P. Power Pvt. Ltd.		
Name of WTG Owner/ Customer	SJVN Ltd. (A Joint Venture of Govt. of India & Govt. of H.P.)		
Name of Substation	132/33 kV Substation Kombhalne (Taluka-Akole)		
33 kV Feeder No.	2		
MSEDCL Main Meter Details	Make: Elster/ Sr. No. 16595595		
MSEDCL Check Meter No.	16595596		
Date of joint meter reading	01.02.2026	Time	00:00:00

Check Meter Reading (Feeder-2)

Sr. No.	Parameter	Reading as on		Difference	Multiplying Factor (M.F.)	Total kWh
		01.02.2026 at 00:00:00	01.01.2026 at 00:00:00			
01	Import kWh	170,058.8100	169,879.0600	179.7500	1500	269,625.00
02	Import kWh- Rate A	59,737.1400	59,692.5250	44.6150	1500	66,922.50
03	Import kWh- Rate B	61,087.4075	61,013.9875	73.4200	1500	110,130.00
04	Import kWh- Rate C	18,247.4525	18,213.4100	34.0425	1500	51,063.75
05	Import kWh- Rate D	30,986.8100	30,959.1375	27.6725	1500	41,508.75
06	Export kWh	1,132.1275	1,116.8950	15.2325	1500	22,848.75
07	Export kWh- Rate A	356.0975	350.2700	5.8275	1500	8,741.25
08	Export kWh- Rate B	461.0975	455.7150	5.3825	1500	8,073.75
09	Export kWh- Rate C	168.3950	166.9075	1.4875	1500	2,231.25
10	Export kWh- Rate D	146.5375	144.0025	2.5350	1500	3,802.50
11	Import kVAh	170,179.9750	170,000.0925	179.8825	1500	269,823.75
12	Export kVAh	1,640.4100	1,613.2750	27.1350	1500	40,702.50
13	Import kVArh Lag (Q1)	4,527.2675	4,520.9850	6.2825	1500	9,423.75
14	Export kVArh Lead.(Q2)	14.3525	14.3525	0.0000	1500	0.00
15	Export kVArh Lag (Q3)	1,059.6750	1,038.1800	21.4950	1500	32,242.50
16	Import kVArh Lead (Q4)	3,342.5975	3,331.5275	11.0700	1500	16,605.00

Note: Check meter reading taken from MRI print.

Representative of SJVN Ltd.



SJVN Limited
Commercial & System Operation Department

Detail of generation (in %) of each weg connected to 33kv FEEDER1 at 132/33 kv substation kombhalne during the month JAN,2026

Annexure-I

Name of site: Khirvire Wind Power Project (Taluka- Akole)

Sr. No.	Customer Name	Date of Commissioning (DOC)	Location No.	Total LCS Reading (In kWh)	Percentage of Total Generation	Sum (%)
01	SJVN Ltd.	20.01.2014	GKA-02	0	0.00	47.41
02			GKA-14N	17,541	4.45	
03			GKA-15	15,918	4.04	
04			GKA-37	15,543	3.94	
05			GKA-41	15,001	3.8	
06			GKA-42	20,661	5.24	
07			GKA-43	17,413	4.41	
08			GKA-45	15,879	4.03	
09			GKA-46	13,932	3.53	
10			GKA-47	19,790	5.02	
11			GKA-48	16,339	4.14	
12			GKA-50	18,972	4.81	
13			GKA-54	0	0.00	
14		31.01.2014	GAK-01	16,273	4.13	38.06
15			GKA-06	16,940	4.3	
16			GKA-09	0	0.00	
17			GKA-10	19,463	4.93	
18			GKA-17	13,315	3.38	
19			GKA-20	13,891	3.52	
20			GKA-36	14,890	3.78	
21			GKA-40	15,121	3.83	
22			GAK-43N1	13,847	3.51	
23			GAK-66	11,681	2.96	
24			GAK-67	0	0.00	
25		GKA-68	14,661	3.72		
26		20.02.2014	GAK-86	11,927	3.02	3.02
27		30.03.2014	GKA-19	16,914	4.29	4.29
28		15.04.2014	GKA-18	17,586	4.46	4.46
29		20.05.2014	GKA-51	10,913	2.76	2.76
Total				394411	100.00	100.00



SJVN Limited
Commercial & System Operation Department

Detail of generation (in %) of each weg connected to 33kv FEEDER2 at 132/33 kv substation kombhalne during the month JAN,2026

Annexure-II

Name of site: Khirvire Wind Power Project (Taluka- Akole)

Sr. No.	Customer Name	Date of Commissioning (DOC)	Location No.	Total LCS Reading (In kWh)	Percentage of Total Generation	Sum (%)
01	SJVN Ltd.	20.01.2014	GKV-4N	0	0.00	40.87
02			GKV-05	0	0.00	
03			GKV-06	14,582	5.19	
04			GKV-12	13,075	4.66	
05			GKV-13	11,764	4.19	
06			GKV-14	10,986	3.91	
07			GKV-18	11,744	4.18	
08			GKV-20	12,094	4.31	
09			GKV-22N	12,685	4.52	
10			GKV-28	13,216	4.71	
11			GKA-34	14,597	5.2	
12			GKA-53	0	0.00	
13		31.01.2014	GKV-07	14,037	5.00	11.79
14			GKV-21	4,366	1.55	
15			GKV-28N1	0	0.00	
16			GKV-39	4,973	1.77	
17			GKV-50	9,744	3.47	
18		20.02.2014	GKV-23	9,788	3.49	10.04
19			GKA-52	18,399	6.55	
20		22.03.2014	GKV-32	10,685	3.81	9.47
21			GKA-35	15,882	5.66	
22		30.03.2014	GKV-02	14,153	5.04	21.47
23			GKV-03	11,074	3.94	
24			GKV-11	10,605	3.78	
25			GKV-15	11,840	4.22	
26		30.03.2014	GKV-19	12,602	4.49	21.47
27			GKA-13	17,898	6.36	
Total				280789	100.00	100.00



**SJVN Limited
Commercial & System Operation Department**

Generation data for 01.01.2026 to 01.02.2026

Feeder-1				Feeder-2			
Location No.	New Reading as on 01.02.2026 at 00:00 hr	Old Reading as on 01.01.2026 at 00:00 hr.	Difference	Location No.	New Reading as on 01.02.2026 at 00:00 hr	Old Reading as on 01.01.2026 at 00:00 hr.	Difference
GAK-01	10,733,047	10,716,774	16,273	GKV-02	9,497,997	9,483,844	14,153
GKA-02	9,786,262	9,786,262		GKV-03	8,472,948	8,461,874	11,074
GKA-06	12,798,020	12,781,080	16,940	GKV-4N	8,396,242	8,396,242	
GKA-09	10,630,021	10,630,021		GKV-05	7,532,811	7,532,811	
GKA-10	13,515,872	13,496,409	19,463	GKV-06	9,482,784	9,468,202	14,582
GKA-14N	10,832,198	10,814,657	17,541	GKV-07	10,414,039	10,400,002	14,037
GKA-15	10,640,798	10,624,880	15,918	GKV-11	8,752,543	8,711,938	10,605
GKA-17	11,724,273	11,710,958	13,315	GKV-12	9,366,420	9,353,345	13,075
GKA-18	10,794,237	10,776,651	17,586	GKV-13	8,951,527	8,939,763	11,764
GKA-19	11,401,340	11,384,426	16,914	GKV-14	8,831,042	8,820,056	10,986
GKA-20	9,547,319	9,533,428	13,891	GKV-15	10,442,315	10,430,475	11,840
GKA-36	10,507,686	10,492,796	14,890	GKV-18	9,586,861	9,575,117	11,744
GKA-37	12,168,537	12,152,994	15,543	GKV-19	10,086,644	10,074,042	12,602
GKA-40	9,472,075	9,456,954	15,121	GKV-20	11,431,870	11,419,776	12,094
GKA-41	9,652,163	9,637,162	15,001	GKV-21	6,683,622	6,679,256	4,366
GKA-42	13,029,017	13,008,356	20,661	GKV-22N	9,121,970	9,109,285	12,685
GKA-43	12,321,346	12,303,933	17,413	GKV-23	7,272,403	7,262,615	9,788
GAK-43N1	9,500,393	9,486,546	13,847	GKV-28	10,071,212	10,057,996	13,216
GKA 45	10,336,305	10,320,426	15,879	GKV-28N1	8,275,179	8,275,179	
GKA-46	9,815,991	9,802,059	13,932	GKV-32	8,617,946	8,607,261	10,685
GKA-47	11,939,539	11,919,749	19,790	GKV-39	7,641,434	7,636,461	4,973
GKA-48	12,871,656	12,855,317	16,339	GKV-50	9,230,374	9,220,630	9,744
GKA-50	14,864,752	14,845,780	18,972	GKA-13	13,193,331	13,175,433	17,898
GKA-51	13,044,942	13,034,029	10,913	GKA-34	10,820,233	10,805,636	14,597
GKA-54	13,483,544	13,483,544		GKA-35	13,181,062	13,165,180	15,882
GAK-66	8,620,151	8,608,470	11,681	GKA-52	14,398,247	14,379,848	18,399
GAK-67	8,795,312	8,795,312		GKA-53	13,559,170	13,559,170	
GKA-68	9,777,982	9,763,321	14,661				
GAK-86	11,742,555	11,730,628	11,927				
Total Gross Generation			394,411	Total Gross Generation			280,789
				Grand Total Generation			675,200

MAHARASHTRA STATE ELECTRICITY DISTRIBUTION CO. LTD.



(Government of Maharashtra Undertaking)
(CIN: U40109MH2005SGC153645)

eesangamner@ho.mahadiscom.in
eesangamner@gmail.com
Web Site: www.mahadiscom.in



Office of the "Executive Engineer"
O&M Division, Sangamner
Opposite bus stand, Old power house
Tal.- Sangamner-422605
Dist.- Ahilyanagar
Tel: 02425-221407

Ref: EE/SNGR/Tech/ Nc 0 0 4 6 0

Date: - 3 FEB 2026

To,
The Superintending Engineer
O&M Circle Office,
MSEDCL, Ahilyanagar

Subject: Joint Meter Reading (JMR) at 132/33KV, 47.6MW Wind Farm substation of SJVN Limited situated at Kombhalne, Tal. Akole Dist. Ahilyanagar for the month of January-26.

R/Sir,

With reference to the above subject, Joint Meter Reading (JMR) has been taken by MRI at 132/33KV, 47.6MW Wind Farm substation of SJVN Limited situated at Kombhalne, Tal. Akole Dist. Ahilyanagar for the month of January-26 and copy of the JMR is enclosed herewith.

This is for your kind information and needful please.

Encl:

1. Joint Meter Reading for January-26

(Pradip R. Wattamwar)
Executive Engineer
Sangamner Division

Copy To:

The Dy. Executive Engineer, MSEDCL, O&M Subdivision, Akole

MAHARASHTRA STATE ELECTRICITY DISTRIBUTION CO. LTD.
AKOLE SUBDIVISION, SANGAMNER DIVISION, AHILYANAGAR

Date: 01.02.26

JOINT METER READING REPORT AT KOMBHALNE SUBSTATION, KHIRVIRE SITE

Feeder No:- 01

TYPE	DISPLAY ID	DISPLAY ITEM	MAIN METER	CHECK METER
Normal	Sr. No	Meter ID	16595593	16595594
Normal	DATE	Present Date	01/02/2026	01/02/2026
Normal	TIME	Present Time	11:57	12:11:19
Normal	T DL	Current Billing KWh Delivered	210829	210592
Normal	A DL	Current Billing Rate A KWh Delivered	72913	72781
Normal	B DL	Current Billing Rate B KWh Delivered	76321	76308
Normal	C DL	Current Billing Rate C KWh Delivered	22496	22527
Normal	D DL	Current Billing Rate D KWh Delivered	39097	38974
Normal	T Q1	Current Billing KVARh Q1	4737	4752
Normal	T Q4	Current Billing KVARh Q4	3745	3687
Normal	T DL	Current Billing KVAh Q1	210943	210706
Normal	MAX A	Current Billing Rate A Max KVA Q1	0.900	0.900
Normal	MAX B	Current Billing Rate B Max KVA Q1	1.210	1.190
Normal	MAX C	Current Billing Rate C Max KVA Q1	1.220	1.230
Normal	MAX D	Current Billing Rate D Max KVA Q1	0.000	0.000
Normal	T RC	Current Billing KWh Received	1146	1140
Normal	A RC	Current Billing Rate A KWh Received	368	368
Normal	B RC	Current Billing Rate B KWh Received	461	461
Normal	C RC	Current Billing Rate C KWh Received	165	161
Normal	D RC	Current Billing Rate D KWh Received	151	149
Normal	T Q3	Current Billing KVARh Q3	1409	149 1397
Normal	T Q2	Current Billing KVARh Q2	5	13975
Normal	T RC	Current Billing KVARh Received	1882	1870
Normal	MAX RC	Current Billing Rate A Max KVA received	0.100	0.090
Normal	MAX RC	Current Billing Rate B Max KVA received	0.000	0.000
Normal	MAX RC	Current Billing Rate C Max KVA received	0.000	0.000
Normal	MAX RC	Current Billing Rate D Max KVA received	0.000	0.000
Normal	L1	Phase A Voltage	67.728	64.882
Normal	L2	Phase B Voltage	65.142	65.002
Normal	L3	Phase C Voltage	64.815	64.684
Normal	L1	Phase A Current	0.055	0.059
Normal	L2	Phase B Current	0.051	0.048
Normal	L3	Phase C Current	0.065	0.052
Normal	L 123 COS	System Power Factor Vectorial	0.99	0.99
Normal	RESETS	Demand Reset (All)	216	214
Normal	NET HI	ABT Net KAVRh Del. & Rec. above 103%	99999158	99999186



For,
PVIPL



For,
SJVN Ltd.



Asst. Engineer
MSEDCL S/d Akole



Dy. Executive Engineer
MSEDCL S/d Akole




Executive Engineer
O&M, MSEDCL, Sangamner


Feeder No: - 01


			16595593	16595594
Normal	NET LOW	ABT NET KVARh Del & Rec Below 97%	99999993	99999994
Normal	NET BET	ABT NET KVARh Del & Rec Between 103% to 97%	433	479
Normal	NET STP	ABT NET KVARh Del & Rec Stayout	2	2
Normal	PF DL	Current Billing Average Avg PF Delivered	1.000	1.000
Normal	PF RC	Current Billing Average Avg PF received	0.479	0.472
Normal		Service Voltage Test	63.44	63.44
Normal		Service Current Test	OK	OK
Normal	L 123	Frequency	50.21	50.07


TYPE	ID NO	DISPLAY	MAIN METER	CHECK METER
Alternate	OUTAGE	Outage Log	355961	355938
Alternate	P NET	ABT Previous Interval KWH Net	240000	192500
Alternate	FREQ	ABT Average Frequency	50.12	50.16
Alternate	L1-H2-15	Phase A Voltage % THD	0.49%	0.47%
Alternate	L2-H2-15	Phase B Voltage % THD	0.42%	0.43%
Alternate	L3-H2-15	Phase C Voltage % THD	0.41%	0.45%
Alternate	L1-H2-15	Phase A Current % THD	7.40%	6.89%
Alternate	L2-H2-15	Phase B Current % THD	9.79%	6.71%
Alternate	L3-H2-15	Phase C Current % THD	6.35%	5.64%
Alternate	HI T DL	Current Billing KWH Delivered	829.9900	592.0725
Alternate	HI Q1	Current Billing KVARh Q1	4737.4475	4752.5125
Alternate	HI Q4	Current Billing KVARh Q4	3745.3025	3687.2475
Alternate	HI T DL	Current Billing KVAh Q1	943.1575	706.1750
Alternate	HI T RC	Current Billing KWH Received	1146.3100	1140.8675
Alternate	HI Q3	Current Billing KVARh Q3	1409.5675	1397.9325
Alternate	HI Q2	Current Billing KVARh Q2	5.1900	5.2475
Alternate	HI T RC	Current Billing KVAh Received	1882.2675	1870.0225
Alternate	P HI Q1	Present Interval KVA Q1	0.0000	0.0000
Alternate	P HI RC	Present Interval KVA Received	0.0000	0.0000
Alternate	TL DL	Time Left In Interval	0500.53	0501.54


OLD SEAL Details		
	Main Meter	Check Meter
MD:	SNGR-D-034881	SNGR-D-03488A
Inner:	034882	034885
Outer:	034883	034886
NEW SEAL Details		
	Main Meter	Check Meter
MD:	SNGR-D-034701	SNGR-D-03470A
Inner:	034702	034705
Outer:	034703	034706


For,
PVIPL


For,
SJVN Ltd.


Asst. Engineer
MSEDCL S/d Akole


Dy. Executive Engineer
MSEDCL S/d Akole


Executive Engineer
O&M, MSEDCL, Sangamner

MAHARASHTRA STATE ELECTRICITY DISTRIBUTION CO. LTD.
AKOLE SUBDIVISION, SANGAMNER DIVISION, AHILYANAGAR


Date: 01/02/26


JOINT METER READING REPORT AT KOMBHALNE SUBSTATION, KHIRVIRE SITE


Feeder No:- 02

TYPE	DISPLAY ID	DISPLAY ITEM	MAIN METER	CHECK METER
Normal	Sr. No	Meter ID	16595595	16595596
Normal	DATE	Present Date	01.02.26	01.02.26
Normal	TIME	Present Time	11:55:48	11:57:52
Normal	T DL	Current Billing KWh Delivered	169865	170061
Normal	A DL	Current Billing Rate A KWh Delivered	59708	59737
Normal	B DL	Current Billing Rate B KWh Delivered	60992	61088
Normal	C DL	Current Billing Rate C KWh Delivered	18216	18248
Normal	D DL	Current Billing Rate D KWh Delivered	30947	30986
Normal	T Q1	Current Billing KVARh Q1	4534	4527
Normal	T Q4	Current Billing KVARh Q4	3320	3342
Normal	T DL	Current Billing KVAh Q1	169986	170182
Normal	MAX A	Current Billing Rate A Max KVA Q1	0.350	0.340
Normal	MAX B	Current Billing Rate B Max KVA Q1	0.520	0.510
Normal	MAX C	Current Billing Rate C Max KVA Q1	0.690	0.700
Normal	MAX D	Current Billing Rate D Max KVA Q1	0.000	0.000
Normal	T RC	Current Billing KWh Received	1125	1132
Normal	A RC	Current Billing Rate A KWh Received	352	356
Normal	B RC	Current Billing Rate B KWh Received	457	461
Normal	C RC	Current Billing Rate C KWh Received	169	168
Normal	D RC	Current Billing Rate D KWh Received	145	146
Normal	T Q3	Current Billing KVARh Q3	1058	1059
Normal	T Q2	Current Billing KVARh Q2	14	14
Normal	T RC	Current Billing KVARh Received	1634	1640
Normal	MAX RC	Current Billing Rate A Max KVA received	0.090	0.090
Normal	MAX RC	Current Billing Rate B Max KVA received	0.000	0.000
Normal	MAX RC	Current Billing Rate C Max KVA received	0.000	0.000
Normal	MAX RC	Current Billing Rate D Max KVA received	0.000	0.000
Normal	L1	Phase A Voltage	65.026	64.577
Normal	L2	Phase B Voltage	65.232	64.786
Normal	L3	Phase C Voltage	64.996	64.681
Normal	L1	Phase A Current	0.014	0.047
Normal	L2	Phase B Current	0.019	0.039
Normal	L3	Phase C Current	0.020	0.049
Normal	L 123 COS	System Power Factor Vectorial	0.97	0.99
Normal	RESETS	Demand Reset (All)	213	214
Normal	NET HI	ABT Net KAVRh Del. & Rec. above 103%	99999243	99999235


For,
PVIPL


For,
SJVN Ltd.


Asst. Engineer
MSEDCL S/d Akole


Dy. Executive Engineer
MSEDCL S/d Akole


Executive Engineer
O&M, MSEDCL, Sangamner

Section Name: Previous 1

Meter ID:16595593

Date : 01-02-2026 00:00:00

Device Name: A1800

KWh del	Rate A	Rate B	Rate C	Rate D	Rate E	Rate F	Rate G	Rate H	Total
Energy	72912.6	76319.885	22493.8175	39097.9725	0	0	0	0	210824.275
Max Demand	2.9	4.06	3.37	3.34	0	0	0	0	4.06
Date_Time	11-01-2026 23:14:00	18-01-2026 17:09:00	07-01-2026 11:49:00	18-01-2026 19:09:00					18-01-2026 17:09:00
Cum Demand	1684.76	1698.4	1433.49	1368.57	0	0	0	0	1912.78
KWh rec	Rate A	Rate B	Rate C	Rate D	Rate E	Rate F	Rate G	Rate H	Total
Energy	368.4075	461.6775	165.0675	151.04	0	0	0	0	1146.1925
Max Demand	0.07	0.06	0.06	0.07	0	0	0	0	0.07
Date_Time	23-01-2026 22:14:00	31-01-2026 17:59:00	01-01-2026 11:14:00	30-01-2026 21:34:00					30-01-2026 21:34:00
Cum Demand	11.54	27.69	15.52	24.9	0	0	0	0	29.03
KVAh Q1	Rate A	Rate B	Rate C	Rate D	Rate E	Rate F	Rate G	Rate H	Total
Energy	72949.455	76362.7625	22507.14	39118.1225	0	0	0	0	210937.48
Max Demand	2.91	4.07	3.38	3.35	0	0	0	0	4.07
Date_Time	11-01-2026 23:14:00	18-01-2026 17:09:00	07-01-2026 11:49:00	18-01-2026 19:09:00					18-01-2026 17:09:00
Cum Demand	1685.21	1702.56	1437.66	1369	0	0	0	0	1917.03
KVAh rec	Rate A	Rate B	Rate C	Rate D	Rate E	Rate F	Rate G	Rate H	Total
Energy	607.3725	727.83	252.0175	294.8025	0	0	0	0	1882.0225
Max Demand	0.15	0.14	0.12	0.17	0	0	0	0	0.17
Date_Time	28-01-2026 03:39:00	15-01-2026 16:19:00	19-01-2026 11:59:00	30-01-2026 21:34:00					30-01-2026 21:34:00
Cum Demand	22.19	41.13	24.06	38.15	0	0	0	0	46.29
KVARh Q1	Rate A	Rate B	Rate C	Rate D	Rate E	Rate F	Rate G	Rate H	Total
Energy	1621.3625	1724.2275	525.4325	866.245	0	0	0	0	4737.2675
Max Demand	0.22	0.32	0.26	0.29	0	0	0	0	0.32
Date_Time	11-01-2026 23:19:00	18-01-2026 17:34:00	22-01-2026 10:04:00	18-01-2026 19:09:00					18-01-2026 17:34:00
Cum Demand	33.02	47.13	41.42	31.92	0	0	0	0	51.25



[Signature]
Dy. General Manager (Civil)
 Khirvire Wind Power Station
 SJVN Limited, Maharashtra

[Signature]
Junior Engineer (O)
 M.S.E.D.C.Ltd.
 Akole - Sub. Division

[Signature]
N. L. Shelke
 Dy. Executive Engineer
 M.S.E.D.Co. Ltd.
 Sub.Dn., Akole

[Signature]
Executive Engineer
 M.S.E.D.C.L. Sangamner Division

KVARh Q3	Rate A	Rate B	Rate C	Rate D	Rate E	Rate F	Rate G	Rate H	Total
Energy	461.2525	529.735	177.7675	240.6	0	0	0	0	1409.355
Max Demand	0.14	0.13	0.11	0.15	0	0	0	0	0.15
Date_Time	28-01-2026 03:39:00	15-01-2026 16:19:00	19-01-2026 11:59:00	30-01-2026 21:54:00					30-01-2026 21:54:00
Cum Demand	18.79	29.38	18.27	16.62	0	0	0	0	34.59
KVARh Q2	Rate A	Rate B	Rate C	Rate D	Rate E	Rate F	Rate G	Rate H	Total
Energy	0.195	0.81	0.335	3.85	0	0	0	0	5.19
KVARh Q4	Rate A	Rate B	Rate C	Rate D	Rate E	Rate F	Rate G	Rate H	Total
Energy	1302.1275	1311.6775	374.9075	756.5175	0	0	0	0	3745.23
Avg PF del	Rate A	Rate B	Rate C	Rate D	Rate E	Rate F	Rate G	Rate H	Total
Energy	0.9993	0.9983	0.9982	0.9982	0	0	0	0	0.9985
Avg PF rec	Rate A	Rate B	Rate C	Rate D	Rate E	Rate F	Rate G	Rate H	Total
Energy	0.4764	0.559	0.549	0.4711	0	0	0	0	0.5088




Dy. General Manager (Civil)
 Khirvire Wind Power Station
 SJVN Limited, Maharashtra


Junior Engineer (O)
 M.S.E.D.C.Ltd.
 Akole - Sub. Division


N. L. Shelke
 Dy. Executive Engineer
 M.S.E.D. Co. Ltd.
 Sub.Dn., Akole


Executive Engineer
 M.S.E.D.C.L. Sangamner Division

Meter ID:16595594

Section Name: Previous 1

Device Name: A1800

Date : 01-02-2026 00:00:00

KWh del	Rate A	Rate B	Rate C	Rate D	Rate E	Rate F	Rate G	Rate H	Total
Energy	72780.495	76306.0475	22525.2075	38974.4775	0	0	0	0	210586.2275
Max Demand	2.91	4.06	3.34	3.33	0	0	0	0	4.06
Date_Time	11-01-2026 23:04:00	18-01-2026 16:59:00	07-01-2026 11:39:00	18-01-2026 18:59:00					18-01-2026 16:59:00
Cum Demand	1681.38	1690.34	1429.01	1363.65	0	0	0	0	1902.25
KWh rec	Rate A	Rate B	Rate C	Rate D	Rate E	Rate F	Rate G	Rate H	Total
Energy	368.1725	461.2375	161.7775	149.5725	0	0	0	0	1140.76
Max Demand	0.07	0.06	0.06	0.07	0	0	0	0	0.07
Date_Time	06-01-2026 03:24:00	31-01-2026 17:59:00	06-01-2026 11:49:00	30-01-2026 21:24:00					30-01-2026 21:24:00
Cum Demand	11.37	27.69	15.33	24.94	0	0	0	0	28.84
KVAh Q1	Rate A	Rate B	Rate C	Rate D	Rate E	Rate F	Rate G	Rate H	Total
Energy	72817.615	76349.3075	22538.6525	38994.775	0	0	0	0	210700.35
Max Demand	2.92	4.07	3.35	3.34	0	0	0	0	4.07
Date_Time	11-01-2026 23:04:00	18-01-2026 16:59:00	07-01-2026 11:39:00	18-01-2026 18:59:00					18-01-2026 16:59:00
Cum Demand	1681.77	1694.48	1433.17	1364.11	0	0	0	0	1906.48
KVAh rec	Rate A	Rate B	Rate C	Rate D	Rate E	Rate F	Rate G	Rate H	Total
Energy	604.39	727.5625	246.46	291.3825	0	0	0	0	1869.795
Max Demand	0.16	0.13	0.13	0.17	0	0	0	0	0.17
Date_Time	28-01-2026 01:34:00	15-01-2026 16:14:00	01-01-2026 11:54:00	30-01-2026 21:24:00					30-01-2026 21:24:00
Cum Demand	21.9	41.1	23.88	38.17	0	0	0	0	45.95
KVARh Q1	Rate A	Rate B	Rate C	Rate D	Rate E	Rate F	Rate G	Rate H	Total
Energy	1625.7225	1730.46	527.82	868.3275	0	0	0	0	4752.33
Max Demand	0.23	0.32	0.26	0.29	0	0	0	0	0.32
Date_Time	11-01-2026 22:39:00	18-01-2026 17:24:00	22-01-2026 10:04:00	18-01-2026 18:59:00					18-01-2026 17:24:00
Cum Demand	33.11	47.3	41.63	32.08	0	0	0	0	51.51



Dy. General Manager (Civil)
Khirvire Wind Power Station
SJVN Limited, Maharashtra

Junior Engineer (O)
M.S.E.D.C.Ltd.
Akole - Sub. Division

N. L. Shelke
Dy. Executive Engineer
M.S.E.D.Co. Ltd.
Sub.Dn., Akole

Executive Engineer
M.S.E.D.C.L. Sangamner Division

KVARh Q3	Rate A	Rate B	Rate C	Rate D	Rate E	Rate F	Rate G	Rate H	Total
Energy	457.3475	529.655	173.2875	237.4475	0	0	0	0	1397.7375
Max Demand	0.15	0.12	0.12	0.15	0	0	0	0	0.15
Date_Time	28-01-2026 01:34:00	15-01-2026 16:14:00	01-01-2026 11:54:00	30-01-2026 21:29:00					30-01-2026 21:29:00
Cum Demand	18.53	29.45	18.06	16.64	0	0	0	0	34.35
KVARh Q2	Rate A	Rate B	Rate C	Rate D	Rate E	Rate F	Rate G	Rate H	Total
Energy	0.21	0.81	0.3725	3.855	0	0	0	0	5.2475
KVARh Q4	Rate A	Rate B	Rate C	Rate D	Rate E	Rate F	Rate G	Rate H	Total
Energy	1276.4525	1294.14	369.08	747.5025	0	0	0	0	3687.175
Avg PF del	Rate A	Rate B	Rate C	Rate D	Rate E	Rate F	Rate G	Rate H	Total
Energy	0.9993	0.9983	0.9981	0.9983	0	0	0	0	0.9985
Avg PF rec	Rate A	Rate B	Rate C	Rate D	Rate E	Rate F	Rate G	Rate H	Total
Energy	0.4795	0.5586	0.5439	0.4749	0	0	0	0	0.5105



Dy. General Manager (Civil)
 Khirvire Wind Power Station
 SJVN Limited, Maharashtra

Junior Engineer (O)
 M.S.E.D.C.Ltd.
 Akole - Sub. Division

N. L. Shelke
 Dy. Executive Engineer
 M.S.E.D. Co. Ltd.
 Sub. Dn., Akole

Executive Engineer
 M.S.E.D.C.L. Sangamner Division

Section Name: Previous 1

Meter ID:16595595

Date : 01-02-2026 00:00:00

Device Name: A1800

KWh del	Rate A	Rate B	Rate C	Rate D	Rate E	Rate F	Rate G	Rate H	Total
Energy	59707.8475	60991.9375	18215.44	30947.3	0	0	0	0	169862.525
Max Demand	1.93	4.69	2.56	2.04	0	0	0	0	4.69
Date_Time	11-01-2026 23:09:00	18-01-2026 12:54:00	18-01-2026 11:59:00	18-01-2026 19:19:00					18-01-2026 12:54:00
Cum Demand	1406.85	1412.01	1205.26	1151.28	0	0	0	0	1585
KWh rec	Rate A	Rate B	Rate C	Rate D	Rate E	Rate F	Rate G	Rate H	Total
Energy	352.73	457.4775	169.0625	145.8775	0	0	0	0	1125.1475
Max Demand	0.07	0.07	0.06	0.07	0	0	0	0	0.07
Date_Time	28-01-2026 03:14:00	16-01-2026 17:34:00	15-01-2026 10:29:00	30-01-2026 21:59:00					30-01-2026 21:59:00
Cum Demand	11.53	26.43	15.31	25.08	0	0	0	0	28.06
KVAh Q1	Rate A	Rate B	Rate C	Rate D	Rate E	Rate F	Rate G	Rate H	Total
Energy	59748.5825	61038.49	18229.875	30966.9225	0	0	0	0	169983.87
Max Demand	1.93	4.7	2.56	2.05	0	0	0	0	4.7
Date_Time	11-01-2026 23:09:00	18-01-2026 12:54:00	18-01-2026 11:59:00	18-01-2026 19:19:00					18-01-2026 12:54:00
Cum Demand	1407.16	1416.06	1209.35	1151.63	0	0	0	0	1589.07
KVAh rec	Rate A	Rate B	Rate C	Rate D	Rate E	Rate F	Rate G	Rate H	Total
Energy	513.11	635.945	226.0125	259.0625	0	0	0	0	1634.13
Max Demand	0.17	0.14	0.12	0.16	0	0	0	0	0.17
Date_Time	28-01-2026 03:14:00	15-01-2026 16:09:00	19-01-2026 11:59:00	30-01-2026 21:49:00					28-01-2026 03:14:00
Cum Demand	19.1	38.52	22.48	37.21	0	0	0	0	42.9
KVARh Q1	Rate A	Rate B	Rate C	Rate D	Rate E	Rate F	Rate G	Rate H	Total
Energy	1588.17	1652.51	504.7375	789.2425	0	0	0	0	4534.66
Max Demand	0.11	0.3	0.17	0.17	0	0	0	0	0.3
Date_Time	12-01-2026 05:49:00	18-01-2026 12:54:00	18-01-2026 11:59:00	17-01-2026 18:19:00					18-01-2026 12:54:00
Cum Demand	28.8	40.02	36.38	25.76	0	0	0	0	42.76



Dy. General Manager (Civil)
 Khirvire Wind Power Station
 SJVN Limited, Maharashtra

Junior Engineer (O)
 M.S.E.D.C.Ltd.
 Akole - Sub. Division

N. L. Shelke
 Dy. Executive Engineer
 M.S.E.D.Co. Ltd.
 Sub.Dn., Akole

Executive Engineer
 M.S.E.D.C.L. Sangamner Division

KVARh Q3	Rate A	Rate B	Rate C	Rate D	Rate E	Rate F	Rate G	Rate H	Total
Energy	340.4525	391.085	128.53	198.29	0	0	0	0	1058.3575
Max Demand	0.15	0.12	0.11	0.15	0	0	0	0	0.15
Date_Time	28-01-2026 03:14:00	15-01-2026 16:14:00	19-01-2026 11:59:00	30-01-2026 21:49:00					30-01-2026 21:49:00
Cum Demand	15.2	27.28	15.96	15.36	0	0	0	0	31.73
KVARh Q2	Rate A	Rate B	Rate C	Rate D	Rate E	Rate F	Rate G	Rate H	Total
Energy	2.4375	5.6175	2.105	4.0775	0	0	0	0	14.2375
KVARh Q4	Rate A	Rate B	Rate C	Rate D	Rate E	Rate F	Rate G	Rate H	Total
Energy	1163.215	1123.3725	332.9075	700.55	0	0	0	0	3320.045
Avg PF del	Rate A	Rate B	Rate C	Rate D	Rate E	Rate F	Rate G	Rate H	Total
Energy	0.9998	0.9987	0.9991	0.9994	0	0	0	0	0.9992
Avg PF rec	Rate A	Rate B	Rate C	Rate D	Rate E	Rate F	Rate G	Rate H	Total
Energy	0.5119	0.6311	0.6197	0.5185	0	0	0	0	0.5598



[Signature]
Dy. General Manager (Civil)
 Khirvire Wind Power Station
 SJVN Limited, Maharashtra

[Signature]
Junior Engineer (O)
 M.S.E.D.C.Ltd.
 Akole - Sub. Division

[Signature]
N. L. Shelke
 Dy. Executive Engineer
 M.S.E.D.Co. Ltd.
 Sub. Dn., Akole

[Signature]
Executive Engineer
 M.S.E.D.C.L. Sangamner Division

Section Name: Previous 1

Meter ID:16595596

Date : 01-02-2026 00:00:00

Device Name: A1800

KWh del	Rate A	Rate B	Rate C	Rate D	Rate E	Rate F	Rate G	Rate H	Total
Energy	59737.14	61087.4075	18247.4525	30986.81	0	0	0	0	170058.81
Max Demand	1.93	4.73	2.75	2.04	0	0	0	0	4.73
Date_Time	11-01-2026 23:04:00	18-01-2026 12:49:00	18-01-2026 11:59:00	18-01-2026 19:14:00					18-01-2026 12:49:00
Cum Demand	1421.46	1424.02	1217.98	1152.98	0	0	0	0	1597.47
KWh rec	Rate A	Rate B	Rate C	Rate D	Rate E	Rate F	Rate G	Rate H	Total
Energy	356.0975	461.0975	168.395	146.5375	0	0	0	0	1132.1275
Max Demand	0.07	0.07	0.06	0.07	0	0	0	0	0.07
Date_Time	28-01-2026 03:14:00	16-01-2026 17:59:00	19-01-2026 11:34:00	30-01-2026 21:59:00					30-01-2026 21:59:00
Cum Demand	11.64	26.63	15.41	25.23	0	0	0	0	28.19
KVAh Q1	Rate A	Rate B	Rate C	Rate D	Rate E	Rate F	Rate G	Rate H	Total
Energy	59777.91	61133.74	18261.91	31006.415	0	0	0	0	170179.975
Max Demand	1.93	4.74	2.76	2.05	0	0	0	0	4.74
Date_Time	11-01-2026 23:04:00	18-01-2026 12:49:00	18-01-2026 11:59:00	18-01-2026 19:14:00					18-01-2026 12:49:00
Cum Demand	1421.77	1428.11	1222.07	1153.27	0	0	0	0	1601.51
KVAh rec	Rate A	Rate B	Rate C	Rate D	Rate E	Rate F	Rate G	Rate H	Total
Energy	515.825	641.19	224.1225	259.2725	0	0	0	0	1640.41
Max Demand	0.17	0.13	0.13	0.16	0	0	0	0	0.17
Date_Time	28-01-2026 03:14:00	15-01-2026 16:14:00	01-01-2026 11:54:00	30-01-2026 21:49:00					28-01-2026 03:14:00
Cum Demand	19.05	38.89	22.44	37.24	0	0	0	0	43.03
KVARh Q1	Rate A	Rate B	Rate C	Rate D	Rate E	Rate F	Rate G	Rate H	Total
Energy	1585.42	1649.4775	504.0125	788.3575	0	0	0	0	4527.2675
Max Demand	0.11	0.29	0.19	0.16	0	0	0	0	0.29
Date_Time	12-01-2026 05:44:00	18-01-2026 13:19:00	18-01-2026 11:59:00	17-01-2026 18:14:00					18-01-2026 13:19:00
Cum Demand	28.9	39.99	36.4	25.8	0	0	0	0	42.71



Dy. General Manager (Civil)
 Khirvire Wind Power Station
 SJVN Limited, Maharashtra

Junior Engineer (O)
 M.S.E.D.C.Ltd.
 Akole - Sub. Division

N. L. Shelke
 Dy. Executive Engineer
 M.S.E.D.Co. Ltd.
 Sub. Dn., Akole

Executive Engineer
 M.S.E.D.C.L. Sangamner Division

KVARh Q3	Rate A	Rate B	Rate C	Rate D	Rate E	Rate F	Rate G	Rate H	Total
Energy	340.4575	394.465	126.6625	198.09	0	0	0	0	1059.675
Max Demand	0.15	0.12	0.12	0.15	0	0	0	0	0.15
Date_Time	28-01-2026 03:14:00	15-01-2026 16:04:00	01-01-2026 11:54:00	30-01-2026 21:44:00					30-01-2026 21:44:00
Cum Demand	15.08	27.64	15.93	15.46	0	0	0	0	31.78
KVARh Q2	Rate A	Rate B	Rate C	Rate D	Rate E	Rate F	Rate G	Rate H	Total
Energy	2.5525	5.5825	2.1525	4.065	0	0	0	0	14.3525
KVARh Q4	Rate A	Rate B	Rate C	Rate D	Rate E	Rate F	Rate G	Rate H	Total
Energy	1166.8625	1133.585	334.85	707.3	0	0	0	0	3342.5975
Avg PF del	Rate A	Rate B	Rate C	Rate D	Rate E	Rate F	Rate G	Rate H	Total
Energy	0.9998	0.9989	0.9988	0.9996	0	0	0	0	0.9992
Avg PF rec	Rate A	Rate B	Rate C	Rate D	Rate E	Rate F	Rate G	Rate H	Total
Energy	0.5142	0.631	0.6185	0.5208	0	0	0	0	0.5613



Dy. General Manager (Civil)
Khirvire Wind Power Station
SJVN Limited, Maharashtra

Junior Engineer (O)
M.S.E.D.C.Ltd.
Akole - Sub. Division

एन.एल.शेळके
उप कार्यकारी अभियंता
म.रा.वि.वि.कं.मर्या.उपविभाग अकोले

Executive Engineer
M.S.E.D.C.L. Sangamner Division