

भारत सरकार
विद्युत मंत्रालय
उत्तर क्षेत्रीय विद्युत समिति
18-ए, श.जीत सिंह मार्ग, कटवारिया सराय,
नई दिल्ली- 110016
Government of India
Ministry of Power
Northern Regional Power Committee
18-A, S. Jeet Singh Marg, Katwaria Sarai,
New Delhi-110016

फोन -26868681 , 26967842, 26867341
फैक्स Fax : 26865206
ईमेल e- mail: sec-nrpc@nic.in
वेबसाइट Website : www.nrpc.gov.in

सं. उक्षेविस/वाणिज्यिक/201/क्षे.ऊ.ले./2016/ 5833 -5871
No. NRPC/Comm/201/ REA/ 2016/

दिनांक: 22 जून, 2016
Dated: 22nd June, 2016

सेवामें,
To,

संलग्न सूची के अनुसार
As per list enclosed

विषय : माह अप्रैल 2016 का अंतिम क्षेत्रीय ऊर्जा लेखा ।
Subject -Final REA for the month of April 2016.

महोदय/Sir,

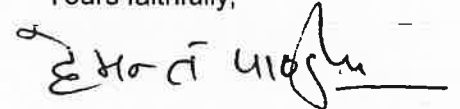
माह अप्रैल 2016 का अंतिम क्षेत्रीय ऊर्जा लेखा की एक प्रति इस पत्र के साथ संलग्न कर आपको आवश्यक कार्यवाही हेतु प्रेषित की जा रही है (प्रति हमारी वेबसाइट www.nrpc.gov.in पर भी उपलब्ध है)। उत्तरी क्षेत्र के सभी घटकों से अनुरोध है कि यदि इस लेखा में कोई त्रुटि हो, तो उसे इस लेखा के जारी होने के 15 दिन के भीतर इस कार्यालय को सूचित करें। यदि 15 दिन के भीतर इस संबंध में किसी भी घटक से कोई सूचना नहीं प्राप्त होती है, तो इस लेखा को सही मान कर उसे पूर्णतया अंतिम समझा जायेगा।

Please find enclosed a copy of Final Regional Energy Account (REA) for the month of April 2016 (also available on www.nrpc.gov.in) for further necessary action. The constituents are requested to intimate the discrepancy / error, if any, within 15 days from the date of issue of this REA. In case no such communication is received from any constituent within 15 days, the REA will be treated as correct and closed.

अनुलग्नक - यथोपरि।
Encl.: As above.

भवदीय

Yours faithfully,



(हेमन्त कुमार पाण्डेय)

(Hemant Kumar Pandey)

अधीक्षण अभियंता

Superintending Engineer

22/06/2016

Northern Regional Power Committee

Final REA for the Month of APRIL, 2016

Table - A

Details of Plant Availability Factor (PAF) for CS Stations

Constituent	PAFM(%)	PAFY(%)
ANTA GPP	66.171	66.171
AURAIYA GPP	97.726	97.726
BAIRASIUL HEP	102.132	-
CHAMERA HEP	100.202	-
CHAMERA-II HEP	100.465	-
CHAMERA-III HEP	101.799	-
DADRI GPP	96.539	96.539
DADRI TPS	105.662	105.662
DADRI-II TPS	55.560	55.560
DHAULIGANGA HEP	101.215	-
DULHASTI HEP	101.215	-
JHAJJAR	66.158	66.158
KOLDAM HEP	100.960	-
KOTESHWAR	25.253	-
NATHPA JHAKRI HEP	102.182	-
PARBATI-III	51.732	-
RAMPUR HEP	91.321	-
RIHAND STPS	79.615	79.615
RIHAND-II STPS	99.695	99.695
RIHAND-III STPS	94.567	94.567
SEWA-II HEP	104.377	-
SINGRAULI STPS	51.204	51.204
SALAL HEP	77.864	-
TEHRI HEP	42.876	-
TANAKPUR HEP	35.683	-
UNCHAHAHAR-I TPS	79.128	79.128
UNCHAHAHAR-II TPS	56.977	56.977
UNCHAHAHAR-III TPS	104.470	104.470
URI HEP	100.160	-
URI-II HEP	95.497	-

Northern Regional Power Committee
Final REA for the Month of APRIL, 2016

Table - C1

WT. AVG. ENTITLEMENTS OF UTILITIES FOR THE MONTH IN CS STATIONS BASED ON GOI ORDERS(%)

Station	BANGLADESH	CHANDIGARH	DELHI	HIMACHAL PRADESH	HARYANA	J & K	ORISSA	PUNJAB	PG-AGRA	PG-DADRI	PG-RIHAND	RAJASTHAN	RAILWAYS	TELANGANA	UTTARAKHAND	UTTAR PRADESH
ANTA GPP	0.000	1.730	10.500	3.580	5.730	11.240	0.000	11.690	0.000	0.000	0.000	21.270	0.000	0.000	5.550	28.660
AURAIYA GPP	0.000	1.150	10.860	3.320	5.880	9.620	0.000	12.520	0.000	0.000	0.000	10.210	4.530	0.000	5.050	36.860
BAIRASUL HEP	0.000	0.030	11.000	12.000	30.500	0.000	0	46.500	0.000	0.000	0.000	0.000	0.000	0.000	0.000	0.000
CHAMERA HEP	0.000	3.930	7.900	14.900	15.800	3.900	0	10.200	0.000	0.000	0.000	19.600	0.000	0.000	3.530	20.270
CHAMERA-II HEP	0.000	1.370	13.330	15.670	5.670	11.500	0.000	10.000	0.000	0.000	0.000	11.420	0.000	0.000	2.100	28.940
CHAMERA-III HEP	0.000	1.131	12.734	13.000	8.738	11.202	0.000	7.856	0.000	0.000	0.000	12.374	0.000	0.000	5.861	27.054
DADRI GPP	0.000	0.832	10.960	3.010	4.940	8.760	0.000	15.900	0.000	0.100	0.000	9.960	8.430	0.000	4.230	32.830
DADRI SOLAR	0	0	0	0	0	0	100.000	0	0	0	0	0	0	0	0	0
DADRI TPS	0.000	0.030	90.000	0.000	0.000	0.000	0	0.000	0.000	0.000	0.000	0.000	0.000	0.000	0.000	10.000
DADRI-II TPS	1.020	0.230	75.000	0.230	0.000	1.690	0	0.560	0.255	0.000	0.000	5.204	0.000	0.000	0.688	15.123
DHAULGANGA HEP	0.000	1.330	13.210	3.570	5.710	10.370	0	10.000	0.000	0.000	0.000	11.110	0.000	0.000	17.820	26.910
DULHASTI HEP	0.000	1.050	12.830	0.000	5.470	25.450	0	8.280	0.000	0.000	0.000	12.340	0.000	0.000	5.860	28.720
JHAJJAR	0.000	0.330	42.860	0.000	42.870	2.180	0.000	0.000	0.000	0.000	0.000	0.740	0.000	6.670	0.890	3.490
KOLDAM HEP	0.000	1.050	0.000	28.000	9.810	13.110	0	7.730	0.000	0.000	0.000	11.410	0.000	0.000	6.790	22.090
KOTESHWAR	0.000	0.750	9.860	0.000	4.210	7.360	0	6.360	0.000	0.000	0.000	9.320	0.000	0.000	18.830	43.310
NAPP	0.000	1.710	10.680	3.180	6.360	11.680	0	11.590	0.000	0.000	0.000	11.420	0.000	0.000	5.400	37.980
NATHPA JHAKRI HEP	0.000	0.920	9.470	36.470	4.270	9.850	0	10.130	0.000	0.000	0.000	8.440	0.000	0.000	1.160	19.290
PARBATI-III	0.000	1.130	12.730	13.000	8.740	11.200	0	7.860	0.000	0.000	0.000	12.370	0.000	0.000	5.860	27.060
RAPPB	0.000	0.650	0.000	0.000	12.889	7.950	0	24.605	0.000	0.000	0.000	35.787	0.000	0.000	0.000	18.106
RAPPC	0.000	1.630	12.690	3.400	5.670	6.980	0	10.410	0.000	0.000	0.000	22.310	0.000	0.000	6.240	30.670
RAMPUR HEP	0.000	0.350	0.000	41.910	4.150	9.740	0	5.620	0.000	0.000	0.000	8.610	0.000	0.000	11.650	17.960
RIHAND STPS	2.500	1.210	10.000	3.710	6.500	8.530	0	11.510	0.000	0.000	0.080	14.196	0.000	0.000	4.554	37.210
RIHAND-II STPS	1.500	1.024	12.600	3.520	5.700	11.070	0	10.760	0.000	0.000	0.000	15.114	0.000	0.000	4.078	34.634

Northern Regional Power Committee

Final REA for the Month of APRIL, 2016

Table - D2

Energy Scheduled To the Beneficiaries from CS Hydro Stations

(All Figs in LUs)

CS Station	State Utilities	Scheduled Energy	Free Energy (Included in Schedule)
PARBATI-III :-			
	CHANDIGARH	3.677675	
	DELHI	29.629375	
	HARYANA	27.260375	
	HIMACHAL PRADESH	40.553500	40.553500
	J & K	34.938425	
	PUNJAB	24.523350	
	RAJASTHAN	38.585825	
	URS NR	7.161325	
	UTTAR PRADESH	84.417750	
	UTTARAKHAND	18.279500	
TOTAL PARBATI-III		309.027100	
RAMPUR HEP :-			
	CHANDIGARH	2.949775	
	HARYANA	34.049600	
	HIMACHAL PRADESH	343.865600	111.694826
	J & K	79.916550	
	PUNJAB	46.112325	
	RAJASTHAN	70.645225	
	UTTAR PRADESH	147.358475	
	UTTARAKHAND	95.579950	
TOTAL RAMPUR HEP		820.477500	
SEWA-II HEP :-			
	CHANDIGARH	7.719025	
	DELHI	54.344450	
	HARYANA	31.833575	
	J & K	128.222100	75.518329
	PUNJAB	45.525275	
	RAJASTHAN	67.194700	
	URS NR	18.098725	
	UTTAR PRADESH	160.691525	
	UTTARAKHAND	32.331875	
TOTAL SEWA-II HEP		545.961250	

भारत सरकार
विद्युत मंत्रालय
उत्तर क्षेत्रीय विद्युत समिति
18-ए, श.जीत सिंह मार्ग, कटवारिया सराय,
नई दिल्ली- 110016
Government of India
Ministry of Power
Northern Regional Power Committee
18-A, S. Jeet Singh Marg, Katwaria Sarai,
New Delhi-110016

फोन -26868681 , 26967842, 26867341
फैक्स Fax : 26865206
ईमेल e- mail: sec-nrpc@nic.in
वेबसाइट Website : www.nrpc.gov.in

सं. उक्षेविस/वाणिज्यिक/201/क्षे.ऊ.ले./2016/ 7119 - 7157
No. NRPC/Comml/201/ REA/ 2016/

दिनांक: 02 अगस्त, 2016
Dated: 02nd August, 2016

सेवामें,
To,

संलग्न सूची के अनुसार
As per list enclosed

विषय : माह मई 2016 का अंतिम क्षेत्रीय ऊर्जा लेखा ।
Subject –Final REA for the month of May 2016.


महोदय/Sir,

माह मई 2016 का अंतिम क्षेत्रीय ऊर्जा लेखा की एक प्रति इस पत्र के साथ संलग्न कर आपको आवश्यक कार्यवाही हेतु प्रेषित की जा रही है (प्रति हमारी वेबसाइट www.nrpc.gov.in पर भी उपलब्ध है)। उत्तरी क्षेत्र के सभी घटकों से अनुरोध है कि यदि इस लेखा में कोई त्रुटि हो, तो उसे इस लेखा के जारी होने के 15 दिन के भीतर इस कार्यालय को सूचित करें। यदि 15 दिन के भीतर इस संबंध में किसी भी घटक से कोई सूचना नहीं प्राप्त होती है, तो इस लेखा को सही मान कर उसे पूर्णतया अंतिम समझा जायेगा।

Please find enclosed a copy of Final Regional Energy Account (REA) for the month of May 2016 (also available on www.nrpc.gov.in) for further necessary action. The constituents are requested to intimate the discrepancy / error, if any, within 15 days from the date of issue of this REA. In case no such communication is received from any constituent within 15 days, the REA will be treated as correct and closed.

अनुलग्नक - यथोपरि।
Encl.: As above.

भवदीय
Yours faithfully,

 02.08.2016

(अजय तलेगांवकर)
(Ajay Talegaonkar)
अधीक्षण अभियंता (वाणिज्य)
Superintending Engineer (Commercial)

Northern Regional Power Committee

Final REA for the Month of MAY, 2016

Table - A

Details of Plant Availability Factor (PAF) for CS Stations

Constituent	PAFM(%)	PAFY(%)
ANTA GPP	95.217	80.932
AURAIYA GPP	95.708	96.700
BAIRASIUL HEP	102.132	-
CHAMERA HEP	100.562	-
CHAMERA-II HEP	101.215	-
CHAMERA-III HEP	96.456	-
DADRI GPP	93.647	95.069
DADRI TPS	104.736	105.192
DADRI-II TPS	103.375	79.860
DHAULIGANGA HEP	93.868	-
DULHASTI HEP	102.412	-
IGSTPS-JHAJJAR	81.583	73.997
KOLDAM HEP	110.101	-
KOTESHWAR	39.712	-
NATHPA JHAKRI HEP	108.300	-
PARBATI-III	52.512	-
RAMPUR HEP	105.711	-
RIHAND STPS	66.548	72.974
RIHAND-II STPS	101.209	100.465
RIHAND-III STPS	100.958	97.815
SEWA-II HEP	104.377	-
SINGRAULI STPS	84.648	68.200
SALAL HEP	95.927	-
TEHRI HEP	32.876	-
TANAKPUR HEP	61.573	-
UNCHAHAAR-I TPS	91.698	85.516
UNCHAHAAR-II TPS	92.598	75.080
UNCHAHAAR-III TPS	104.657	104.565
URI HEP	100.160	-
URI-II HEP	99.198	-

Northern Regional Power Committee
Final REA for the Month of MAY, 2016

Table - C1

WT. AVG. ENTITLEMENTS OF UTILITIES FOR THE MONTH IN CS STATIONS BASED ON GOI ORDERS(%)

Station	BANGLADESH	CHANDIGARH	DELHI	HIMACHAL PRADESH	HARYANA	J & K	ORISSA	PUNJAB	PG-AGRA	PG-BALLIA	PG-BHWADI	PG-DADRI	PG-RIHAND	RAJASTHAN	RAILWAYS	TELANGANA	UTTARAKHAND	UTTAR PRADESH
ANTA GPP	0.000	1.780	10.500	3.580	5.730	11.240	0.000	11.690	0.000	0.000	0.000	0.000	0.000	21.270	0.000	0.000	5.550	28.660
AURAIYA GPP	0.000	1.150	10.860	3.320	5.880	9.620	0.000	12.520	0.000	0.000	0.000	0.000	0.000	10.210	4.530	0.000	5.050	36.860
BAIRASUL HEP	0.000	0.000	11.000	12.000	30.500	0.000	0	46.500	0.000	0.000	0.000	0.000	0.000	0.000	0.000	0.000	0.000	0.000
CHAMERA HEP	0.000	3.900	7.900	14.900	15.800	3.900	0	10.200	0.000	0.000	0.000	0.000	0.000	19.600	0.000	0.000	3.530	20.270
CHAMERA-II HEP	0.000	1.370	13.330	15.670	5.670	11.500	0.000	10.000	0.000	0.000	0.000	0.000	0.000	11.420	0.000	0.000	2.100	28.940
CHAMERA-III HEP	0.000	1.181	12.734	13.000	8.738	11.202	0.000	7.856	0.000	0.000	0.000	0.000	0.000	12.374	0.000	0.000	5.861	27.054
DADRI GPP	0.000	0.880	10.960	3.010	4.940	8.760	0.000	15.900	0.000	0.000	0.000	0.100	0.000	9.960	8.430	0.000	4.230	32.830
DADRI SOLAR	0	0	0	0	0	0	100.000	0	0	0	0	0	0	0	0	0	0	0
DADRI TPS	0.000	0.000	90.000	0.000	0.000	0.000	0	0.000	0.000	0.000	0.000	0.000	0.000	0.000	0.000	0.000	0.000	10.000
DADRI-II TPS	1.020	0.239	74.794	0.230	0.000	1.670	0	0.560	0.255	0.103	0.103	0.000	0.000	5.260	0.000	0.000	0.680	15.095
DHAULIGANGA HEP	0.000	1.300	13.210	3.570	5.710	10.370	0	10.000	0.000	0.000	0.000	0.000	0.000	11.110	0.000	0.000	17.820	26.910
DULHASTI HEP	0.000	1.050	12.830	0.000	5.470	25.450	0	8.280	0.000	0.000	0.000	0.000	0.000	12.340	0.000	0.000	5.860	28.720
IGSTPS-JHAJJAR	0.000	0.300	42.860	0.000	42.870	2.180	0.000	0.000	0.000	0.000	0.000	0.000	0.000	0.740	0.000	6.670	0.890	3.490
KOLDAM HEP	0.000	1.060	0.000	28.000	9.810	13.110	0	7.730	0.000	0.000	0.000	0.000	0.000	11.410	0.000	0.000	6.790	22.090
KOTESHWAR	0.000	0.750	9.860	0.000	4.210	7.360	0	6.360	0.000	0.000	0.000	0.000	0.000	9.320	0.000	0.000	18.830	43.310
NAPP	0.000	1.710	10.680	3.180	6.360	11.680	0	11.590	0.000	0.000	0.000	0.000	0.000	11.420	0.000	0.000	5.400	37.980
NATHPA JHAKRI HEP	0.000	0.920	9.470	36.470	4.270	9.850	0	10.130	0.000	0.000	0.000	0.000	0.000	8.440	0.000	0.000	1.160	19.290
PARBATI-III	0.000	1.180	12.730	13.000	8.740	11.200	0	7.860	0.000	0.000	0.000	0.000	0.000	12.370	0.000	0.000	5.860	27.060
RAPPB	0.000	0.663	0.000	0.000	12.889	7.950	0	24.605	0.000	0.000	0.000	0.000	0.000	35.787	0.000	0.000	0.000	18.106
RAPCC	0.000	1.630	12.690	3.400	5.670	6.980	0	10.410	0.000	0.000	0.000	0.000	0.000	22.310	0.000	0.000	6.240	30.670
RAMPUR HEP	0.000	0.360	0.000	41.910	4.150	9.740	0	5.620	0.000	0.000	0.000	0.000	0.000	8.610	0.000	0.000	11.650	17.960
RIHAND STPS	2.500	1.210	10.000	3.710	6.500	8.510	0	11.510	0.000	0.000	0.000	0.000	0.080	14.240	0.000	0.000	4.550	37.190
RIHAND-II STPS	1.500	1.020	12.600	3.520	5.700	11.050	0	10.760	0.000	0.000	0.000	0.000	0.000	15.170	0.000	0.000	4.070	34.610

Northern Regional Power Committee

Final REA for the Month of MAY, 2016

Table - D2

Energy Scheduled To the Beneficiaries from CS Hydro Stations

(All Figs in LUs)

CS Station	State Utilities	Scheduled Energy	Free Energy (Included in Schedule)
PARBATI-III :-			
	CHANDIGARH	7.991675	
	DELHI	64.401325	
	HARYANA	59.250100	
	HIMACHAL PRADESH	88.143900	88.143900
	J & K	75.939350	
	PUNJAB	53.302875	
	RAJASTHAN	83.868025	
	URS_NR	15.098375	
	UTTAR PRADESH	183.484000	
	UTTARAKHAND	39.732150	
TOTAL PARBATI-III		671.211775	
RAMPUR HEP :-			
	CHANDIGARH	9.244850	
	HARYANA	106.598275	
	HIMACHAL PRADESH	1076.628225	342.314811
	J & K	250.206275	
	PUNJAB	144.375725	
	RAJASTHAN	221.196125	
	UTTAR PRADESH	461.370075	
	UTTARAKHAND	299.292950	
TOTAL RAMPUR HEP		2568.912500	
SEWA-II HEP :-			
	CHANDIGARH	5.966200	
	DELHI	42.013200	
	HARYANA	24.624425	
	J & K	99.150600	56.150043
	PUNJAB	35.199275	
	RAJASTHAN	51.958950	
	URS_NR	13.969100	
	UTTAR PRADESH	124.258450	
	UTTARAKHAND	25.003250	
TOTAL SEWA-II HEP		422.143450	

भारत सरकार
विद्युत मंत्रालय
उत्तर क्षेत्रीय विद्युत समिति
18-ए, श.जीत सिंह मार्ग, कटवारिया सराय,
नई दिल्ली- 110016
Government of India
Ministry of Power
Northern Regional Power Committee
18-A, S. Jeet Singh Marg, Katwaria Sarai,
New Delhi-110016

फोन-26868681, 26967842, 26867341
फैक्स Fax : 26865206
ईमेल e-mail: sec-nrpc@nic.in
वेबसाइट Website : www.nrpc.gov.in

सं. उक्षेविस/वाणिज्यिक/201/क्षे.ऊ.ले./2017/ 174-212 .
No. NRPC/Comm1/201/ REA/ 2017/

दिनांक: 04 जनवरी, 2017
Dated: 04th January, 2017

सेवामें,
To,

संलग्न सूची के अनुसार
As per list enclosed

विषय : माह जून 2016 का अंतिम क्षेत्रीय ऊर्जा लेखा ।
Subject –Final REA for the month of June 2016.

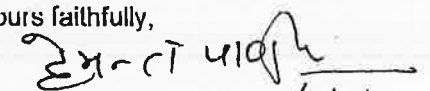
महोदय/Sir,

माह जून 2016 का अंतिम क्षेत्रीय ऊर्जा लेखा की एक प्रति इस पत्र के साथ संलग्न कर आपको आवश्यक कार्यवाही हेतु प्रेषित की जा रही है (प्रति हमारी वेबसाइट www.nrpc.gov.in पर भी उपलब्ध है)। उत्तरी क्षेत्र के सभी घटकों से अनुरोध है कि यदि इस लेखा में कोई त्रुटि हो, तो उसे इस लेखा के जारी होने के 15 दिन के भीतर इस कार्यालय को सूचित करें। यदि 15 दिन के भीतर इस संबंध में किसी भी घटक से कोई सूचना नहीं प्राप्त होती है, तो इस लेखा को सही मान कर उसे पूर्णतया अंतिम समझा जायेगा।

Please find enclosed a copy of Final Regional Energy Account (REA) for the month of June 2016 (also available on www.nrpc.gov.in) for further necessary action. The constituents are requested to intimate the discrepancy / error, if any, within 15 days from the date of issue of this REA. In case no such communication is received from any constituent within 15 days, the REA will be treated as correct and closed.

अनुलग्नक – यथोपरि ।
Encl.: As above.

भवदीय
Yours faithfully,


(हेमन्त कुमार पाण्डेय)
(Hemant Kumar Pandey)
अधीक्षण अभियंता (वाणिज्य)
Superintending Engineer (Commercial)

4/1/2017

Northern Regional Power Committee

Final REA for the Month of JUNE, 2016

Table - A

Details of Plant Availability Factor (PAF) for CS Stations

Constituent	PAFM(%)	PAFY(%)
ANTA GPP	92.269	84.670
AURAIYA GPP	96.821	96.740
BAIRASIUL HEP	95.118	-
CHAMERA HEP	101.215	-
CHAMERA-II HEP	100.420	-
CHAMERA-III HEP	96.665	-
DADRI GPP	95.173	95.104
DADRI TPS	104.736	105.041
DADRI-II TPS	103.243	87.569
DHAULIGANGA HEP	92.499	-
DULHASTI HEP	91.760	-
IGSTPS-JHAJJAR	100.071	82.593
KOLDAM HEP	108.178	-
KOTESHWAR	75.463	-
NATHPA JHAKRI HEP	108.300	-
PARBATI-III	65.789	-
RAMPUR HEP	108.360	-
RIHAND STPS	48.151	64.791
RIHAND-II STPS	99.052	99.999
RIHAND-III STPS	85.208	93.659
SEWA-II HEP	104.377	-
SINGRAULI STPS	98.519	78.196
SALAL HEP	99.278	-
TEHRI HEP	40.773	-
TANAKPUR HEP	85.438	-
UNCHAHAAR-I TPS	91.423	87.464
UNCHAHAAR-II TPS	104.644	84.826
UNCHAHAAR-III TPS	104.657	104.595
URI HEP	100.064	-
URI-II HEP	100.034	-

Northern Regional Power Committee

Final REA for the Month of JUNE, 2016

Table - C1

WT. AVG. ENTITLEMENTS OF UTILITIES FOR THE MONTH IN CS STATIONS BASED ON GOI ORDERS(%)

Station	BANGLADESH	CHANDIGARH	DELHI	HIMACHAL PRADESH	HARYANA	J & K	ORISSA	PUNJAB	PG-AGRA	PG-BALIA	PG-BHWADI	PG-DADRI	PG-RIHAND	RAJASTHAN	RAILWAYS	UTTARAKHAND	UTTAR PRADESH
ANTA GPP	0.000	1.780	10.500	3.580	5.730	11.240	0.000	11.690	0.000	0.000	0.000	0.000	0.000	21.270	0.000	5.550	28.660
AURAIYA GPP	0.000	1.150	10.860	3.320	5.880	9.620	0.000	12.520	0.000	0.000	0.000	0.000	0.000	10.210	4.530	5.050	36.860
BAIRASIUH HEP	0.000	0.000	11.000	12.000	30.500	0.000	0	46.500	0.000	0.000	0.000	0.000	0.000	0.000	0.000	0.000	0.000
CHAMERA HEP	0.000	3.900	7.900	14.900	15.800	3.900	0	10.200	0.000	0.000	0.000	0.000	0.000	19.600	0.000	3.530	20.270
CHAMERA-II HEP	0.000	1.370	13.330	15.670	5.670	11.500	0.000	10.000	0.000	0.000	0.000	0.000	0.000	11.420	0.000	2.100	28.940
CHAMERA-III HEP	0.000	1.181	12.734	13.000	8.738	11.202	0.000	7.856	0.000	0.000	0.000	0.000	0.000	12.374	0.000	5.861	27.054
DADRI GPP	0.000	0.880	10.960	3.010	4.940	8.760	0.000	15.900	0.000	0.000	0.000	0.100	0.000	9.960	8.430	4.230	32.830
DADRI SOLAR	0	0	0	0	0	0	100.000	0	0	0	0	0	0	0	0	0	0
DADRI TPS	0.000	0.000	90.000	0.000	0.000	0.000	0	0.000	0.000	0.000	0.000	0.000	0.000	0.000	0.000	0.000	10.000
DADRI-II TPS	1.020	0.230	74.794	0.230	0.000	1.670	0	0.560	0.255	0.103	0.103	0.000	0.000	5.260	0.000	0.680	15.095
DHAULIGANGA HEP	0.000	1.500	13.210	3.570	5.710	10.370	0	10.000	0.000	0.000	0.000	0.000	0.000	11.110	0.000	17.820	26.910
DULHASTI HEP	0.000	1.050	12.830	0.000	5.470	25.450	0	8.280	0.000	0.000	0.000	0.000	0.000	12.340	0.000	5.860	28.720
IGSTPS-JHAJJAR	0.000	0.500	46.200	0.000	46.200	2.180	0.000	0.000	0.000	0.000	0.000	0.000	0.000	0.740	0.000	0.890	3.490
KOLDAM HEP	0.000	1.060	0.000	28.000	9.810	13.110	0	7.730	0.000	0.000	0.000	0.000	0.000	11.410	0.000	6.790	22.090
KOTESHWAR	0.000	0.750	9.860	0.000	4.210	7.360	0	6.360	0.000	0.000	0.000	0.000	0.000	9.320	0.000	18.830	43.310
NAPP	0.000	1.710	10.680	3.180	6.360	11.680	0	11.590	0.000	0.000	0.000	0.000	0.000	11.420	0.000	5.400	37.980
NATHPA JHAKRI HEP	0.000	0.920	9.470	36.470	4.270	9.850	0	10.130	0.000	0.000	0.000	0.000	0.000	8.440	0.000	1.160	19.290
PARBATI-III	0.000	1.180	12.730	13.000	8.740	11.200	0	7.860	0.000	0.000	0.000	0.000	0.000	12.370	0.000	5.860	27.060
RAPPB	0.000	0.663	0.000	0.000	12.889	7.950	0	24.605	0.000	0.000	0.000	0.000	0.000	35.787	0.000	0.000	18.106
RAPPC	0.000	1.630	12.690	3.400	5.670	6.980	0	10.410	0.000	0.000	0.000	0.000	0.000	22.310	0.000	6.240	30.670
RAMPUR HEP	0.000	0.540	0.000	41.910	4.150	9.740	0	5.620	0.000	0.000	0.000	0.000	0.000	8.610	0.000	11.650	17.960
RIHAND STPS	2.500	1.210	10.000	3.710	6.500	8.510	0	11.510	0.000	0.000	0.000	0.000	0.080	14.240	0.000	4.550	37.190
RIHAND-II STPS	1.500	1.020	12.600	3.520	5.700	11.050	0	10.760	0.000	0.000	0.000	0.000	0.000	15.170	0.000	4.070	34.610

Northern Regional Power Committee

Final REA for the Month of JUNE, 2016

Table - D2

Energy Scheduled To the Beneficiaries from CS Hydro Stations

(All Figs in LUs)

CS Station	State Utilities	Scheduled Energy	Free Energy (Included in Schedule)
PARBATI-III :-			
	CHANDIGARH	11.668125	
	DELHI	94.000250	
	HARYANA	86.488350	
	HIMACHAL PRADESH	128.660025	128.660025
	J & K	110.845550	
	PUNJAB	77.800600	
	RAJASTHAN	122.418400	
	URS_NR	25.135225	
	UTTAR PRADESH	267.821500	
	UTTARAKHAND	57.995000	
TOTAL PARBATI-III		982.833025	
RAMPUR HEP :-			
	CHANDIGARH	11.338200	
	HARYANA	130.778825	
	HIMACHAL PRADESH	1320.908675	418.712930
	J & K	306.979700	
	PUNJAB	177.129725	
	RAJASTHAN	271.397200	
	UTTAR PRADESH	566.042875	
	UTTARAKHAND	367.232300	
TOTAL RAMPUR HEP		3151.807500	
SEWA-II HEP :-			
	CHANDIGARH	3.649625	
	DELHI	25.716925	
	HARYANA	15.074250	
	J & K	60.688550	34.640705
	PUNJAB	21.542850	
	RAJASTHAN	31.804775	
	URS_NR	7.728150	
	UTTAR PRADESH	76.055950	
	UTTARAKHAND	15.309300	
TOTAL SEWA-II HEP		257.570375	

भारत सरकार
विद्युत मंत्रालय
उत्तर क्षेत्रीय विद्युत समिति
18-ए, श.जीत सिंह मार्ग, कटवारिया सराय,
नई दिल्ली- 110016
Government of India
Ministry of Power
Northern Regional Power Committee
18-A, S. Jeet Singh Marg, Katwaria Sarai,
New Delhi-110016

फोन -26868681 , 26967842, 26867341
फैक्स Fax : 26865206
ई मेल e- mail: sec-nrpc@nic.in
वेबसाइट Website : www.nrpc.gov.in

सं. उधेविस/वाणिज्यिक/201/क्षे.ऊ.ले./2017/ 329 - 367
No. NRPC/Comm/201/ REA/ 2017/

दिनांक: 06 जनवरी, 2017
Dated: 06th January, 2017

सेवामें,
To,

संलग्न सूची के अनुसार
As per list enclosed

विषय : माह जुलाई 2016 का अंतिम क्षेत्रीय ऊर्जा लेखा ।
Subject –Final REA for the month of July 2016.


महोदय/Sir,

माह जुलाई 2016 का अंतिम क्षेत्रीय ऊर्जा लेखा की एक प्रति इस पत्र के साथ संलग्न कर आपको आवश्यक कार्यवाही हेतु प्रेषित की जा रही है (प्रति हमारी वेबसाइट www.nrpc.gov.in पर भी उपलब्ध है)। उत्तरी क्षेत्र के सभी घटकों से अनुरोध है कि यदि इस लेखा में कोई त्रुटि हो, तो उसे इस लेखा के जारी होने के 15 दिन के भीतर इस कार्यालय को सूचित करें। यदि 15 दिन के भीतर इस संबंध में किसी भी घटक से कोई सूचना नहीं प्राप्त होती है, तो इस लेखा को सही मान कर उसे पूर्णतया अंतिम समझा जायेगा।

Please find enclosed a copy of Final Regional Energy Account (REA) for the month of July 2016 (also available on www.nrpc.gov.in) for further necessary action. The constituents are requested to intimate the discrepancy / error, if any, within 15 days from the date of issue of this REA. In case no such communication is received from any constituent within 15 days, the REA will be treated as correct and closed.

अनुलग्नक – यथोपरि ।
Encl.: As above.

भवदीय
Yours faithfully,


(हेमन्त कुमार पाण्डेय)

(Hemant Kumar Pandey)
अधीक्षण अभियंता (वाणिज्य)
Superintending Engineer (Commercial)

06/01/2017

Northern Regional Power Committee

Final REA for the Month of JULY, 2016

Table - A

Details of Plant Availability Factor (PAF) for CS Stations

Constituent	PAFM(%)	PAFY(%)
ANTA GPP	97.589	87.953
AURAIYA GPP	97.679	96.979
BAIRASIUL HEP	98.838	-
CHAMERA HEP	101.215	-
CHAMERA-II HEP	103.576	-
CHAMERA-III HEP	101.459	-
DADRI GPP	96.950	95.573
DADRI TPS	104.736	104.964
DADRI-II TPS	103.387	91.588
DHAULIGANGA HEP	82.013	-
DULHASTI HEP	88.942	-
IGSTPS-JHAJJAR	97.554	86.394
KOLDAM HEP	107.942	-
KOTESHWAR	100.440	-
NATHPA JHAKRI HEP	104.806	-
PARBATI-III	76.795	-
RAMPUR HEP	108.360	-
RIHAND STPS	78.536	68.283
RIHAND-II STPS	100.708	100.179
RIHAND-III STPS	100.763	95.464
SEWA-II HEP	104.377	-
SINGRAULI STPS	100.154	83.775
SALAL HEP	98.008	-
TEHRI HEP	73.531	-
TANAKPUR HEP	104.157	-
UNCHAHAHAR-I TPS	91.357	88.453
UNCHAHAHAR-II TPS	104.497	89.824
UNCHAHAHAR-III TPS	104.657	104.611
URI HEP	91.233	-
URI-II HEP	100.034	-

Northern Regional Power Committee
Final REA for the Month of JULY, 2016

Table - C1

WT. AVG. ENTITLEMENTS OF UTILITIES FOR THE MONTH IN CS STATIONS BASED ON GOI ORDERS(%)

Station	BANGLADESH	CHANDIGARH	DELHI	HIMACHAL PRADESH	HARYANA	J & K	ORISSA	PUNJAB	PG-AGRA	PG-BALIA	PG-BHIVADI	PG-DADRI	PG-RIHAND	RAJASTHAN	RAILWAYS	UTTARAKHAND	UTTAR PRADESH
ANTA GPP	0.000	1.885	10.500	3.580	5.730	10.526	0.000	13.635	0.000	0.000	0.000	0.000	0.000	20.422	0.000	5.202	28.520
AURAIYA GPP	0.000	1.225	10.860	3.320	5.880	9.132	0.000	13.861	0.000	0.000	0.000	0.000	0.000	9.624	4.530	4.812	36.756
BAIRASITUL HEP	0.000	0.000	11.000	12.000	30.500	0.000	0	46.500	0.000	0.000	0.000	0.000	0.000	0.000	0.000	0.000	0.000
CHAMERA HEP	0.000	3.900	7.900	14.900	15.800	3.900	0	10.200	0.000	0.000	0.000	0.000	0.000	19.600	0.000	3.530	20.270
CHAMERA-II HEP	0.000	1.498	13.330	15.670	5.670	10.646	0.000	12.328	0.000	0.000	0.000	0.000	0.000	10.404	0.000	1.688	28.766
CHAMERA-III HEP	0.000	1.291	12.734	13.000	8.738	10.494	0.000	9.795	0.000	0.000	0.000	0.000	0.000	11.526	0.000	5.518	26.904
DADRI GPP	0.000	0.932	10.960	3.010	4.940	8.429	0.000	16.806	0.000	0.000	0.000	0.100	0.000	9.565	8.430	4.067	32.761
DADRI SOLAR	0	0	0	0	0	0	100.000	0	0	0	0	0	0	0	0	0	0
DADRI TPS	0.000	0.000	90.000	0.000	0.000	0.000	0	0.000	0.000	0.000	0.000	0.000	0.000	0.000	0.000	0.000	10.000
DADRI-II TPS	1.020	0.271	74.794	0.230	0.000	1.397	0	1.315	0.255	0.103	0.103	0.000	0.000	4.929	0.000	0.546	15.037
DHAULGANGA HEP	0.000	1.410	13.210	3.570	5.710	9.662	0	11.939	0.000	0.000	0.000	0.000	0.000	10.262	0.000	17.477	26.760
DULHASTI HEP	0.000	1.160	12.830	0.000	5.470	24.742	0	10.219	0.000	0.000	0.000	0.000	0.000	11.492	0.000	5.517	28.570
IGSTPS-JHAJJAR	0.000	0.552	46.200	0.000	46.200	1.820	0.000	0.981	0.000	0.000	0.000	0.000	0.000	0.310	0.000	0.716	3.421
KOLDAM HEP	0.000	1.112	0.000	28.000	9.810	12.779	0	8.624	0.000	0.000	0.000	0.000	0.000	11.015	0.000	6.633	22.027
KOTESHWAR	0.000	0.820	9.860	0.000	4.210	6.895	0	7.637	0.000	0.000	0.000	0.000	0.000	8.763	0.000	18.598	43.217
NAPP	0.000	1.815	10.630	3.180	6.360	10.989	0	13.471	0.000	0.000	0.000	0.000	0.000	10.595	0.000	5.063	37.847
NATHPA JHAKRI HEP	0.000	0.990	9.470	36.470	4.270	9.380	0	11.413	0.000	0.000	0.000	0.000	0.000	7.877	0.000	0.934	19.196
PARBATI-III	0.000	1.290	12.730	13.000	8.740	10.492	0	9.799	0.000	0.000	0.000	0.000	0.000	11.522	0.000	5.517	26.910
RAPPB	0.000	0.663	0.000	0.000	12.889	7.950	0	24.605	0.000	0.000	0.000	0.000	0.000	35.787	0.000	0.000	18.106
RAPPD	0.000	1.804	12.690	3.400	5.670	5.830	0	13.551	0.000	0.000	0.000	0.000	0.000	20.934	0.000	5.677	30.444
RAMPUR HEP	0.000	0.424	0.000	41.910	4.150	9.310	0	6.799	0.000	0.000	0.000	0.000	0.000	8.093	0.000	11.435	17.879
RIHAND STPS	2.500	1.245	10.000	3.710	6.500	8.260	0	12.189	0.000	0.000	0.000	0.000	0.080	13.950	0.000	4.428	37.138
RIHAND-II STPS	1.500	1.061	12.600	3.520	5.700	10.777	0	11.503	0.000	0.000	0.000	0.000	0.000	14.845	0.000	3.936	34.558

Northern Regional Power Committee

Final REA for the Month of JULY, 2016

Table - D2

Energy Scheduled To the Beneficiaries from CS Hydro Stations

(All Figs in LUs)

CS Station	State Utilities	Scheduled Energy	Free Energy (Included in Schedule)
PARBATI-III :-			
	CHANDIGARH	14.991075	
	DELHI	110.504075	
	HARYANA	101.698450	
	HIMACHAL PRADESH	151.283925	151.283925
	J & K	122.192600	
	PUNJAB	113.748575	
	RAJASTHAN	134.230925	
	URS_NR	32.761475	
	UTTAR PRADESH	313.173400	
	UTTARAKHAND	64.278025	
TOTAL PARBATI-III		1158.862525	
RAMPUR HEP :-			
	CHANDIGARH	13.089600	
	HARYANA	128.914700	
	HIMACHAL PRADESH	1301.688500	411.928428
	J & K	289.722900	
	PUNJAB	209.638800	
	RAJASTHAN	252.037375	
	UTTAR PRADESH	555.381300	
	UTTARAKHAND	355.476825	
TOTAL RAMPUR HEP		3105.950000	
SEWA-II HEP :-			
	CHANDIGARH	5.273950	
	DELHI	33.707600	
	HARYANA	19.773875	
	J & K	76.386850	44.678895
	PUNJAB	36.941425	
	RAJASTHAN	37.898625	
	URS_NR	9.779750	
	UTTAR PRADESH	99.039675	
	UTTARAKHAND	18.545650	
TOTAL SEWA-II HEP		337.347400	

भारत सरकार
विद्युत मंत्रालय
उत्तर क्षेत्रीय विद्युत समिति
18-ए, श.जीत सिंह मार्ग, कटवारिया सराय,
नई दिल्ली- 110016
Government of India
Ministry of Power
Northern Regional Power Committee
18-A, S. Jeet Singh Marg, Katwaria Sarai,
New Delhi-110016

फोन -26868681 , 26967842, 26867341
फैक्स Fax : 26865206
ई मेल e-mail: sec-nrpc@nic.in
वेबसाइट Website : www.nrpc.gov.in

सं. उक्षेविस/वाणिज्यिक/201/क्षे.ऊ.ले./2017/ 3688-3723
No. NRPC/Comm1/201/ REA/ 2017/

दिनांक: 31 मार्च, 2017
Dated: 31st March, 2017

सेवामें,
To,

संलग्न सूची के अनुसार
As per list enclosed

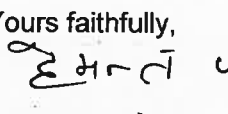
विषय : माह अगस्त 2016 का अंतिम क्षेत्रीय ऊर्जा लेखा ।
Subject –Final REA for the month of August 2016.

महोदय/Sir,

माह अगस्त 2016 का अंतिम क्षेत्रीय ऊर्जा लेखा की एक प्रति इस पत्र के साथ संलग्न कर आपको आवश्यक कार्यवाही हेतु प्रेषित की जा रही है (प्रति हमारी वेबसाइट www.nrpc.gov.in पर भी उपलब्ध है) । उत्तरी क्षेत्र के सभी घटकों से अनुरोध है कि यदि इस लेखा में कोई त्रुटि हो, तो उसे इस लेखा के जारी होने के 15 दिन के भीतर इस कार्यालय को सूचित करें । यदि 15 दिन के भीतर इस संबंध में किसी भी घटक से कोई सूचना नहीं प्राप्त होती है, तो इस लेखा को सही मान कर उसे पूर्णतया अंतिम समझा जायेगा ।

Please find enclosed a copy of Final Regional Energy Account (REA) for the month of August 2016 (also available on www.nrpc.gov.in) for further necessary action. The constituents are requested to intimate the discrepancy / error, if any, within 15 days from the date of issue of this REA. In case no such communication is received from any constituent within 15 days, the REA will be treated as correct and closed.

अनुलग्नक – यथोपरि ।
Encl.: As above.

भवदीय
Yours faithfully,

(हेमन्त कुमार पाण्डेय)
(Hemant Kumar Pandey)
अधीक्षण अभियंता
Superintending Engineer

31/3/17

Northern Regional Power Committee

Final REA for the Month of AUGUST, 2016

Table - A

Details of Plant Availability Factor (PAF) for CS Stations

Constituent	PAFM(%)	PAFY(%)
ANTA GPP	93.601	89.097
AURAIYA GPP	97.719	97.129
BAIRASIUL HEP	95.109	-
CHAMERA HEP	101.215	-
CHAMERA-II HEP	103.576	-
CHAMERA-III HEP	101.085	-
DADRI GPP	91.735	94.795
DADRI TPS	104.389	104.847
DADRI-II TPS	103.225	93.946
DHAULIGANGA HEP	75.367	-
DULHASTI HEP	100.436	-
IGSTPS-JHAJJAR	97.909	88.728
KOLDAM HEP	107.955	-
KOTESHWAR	101.010	-
NATHPA JHAKRI HEP	100.202	-
PARBATI-III	87.202	-
RAMPUR HEP	104.511	-
RIHAND STPS	90.328	72.750
RIHAND-II STPS	90.254	98.168
RIHAND-III STPS	95.128	95.396
SEWA-II HEP	100.426	-
SINGRAULI STPS	86.826	84.393
SALAL HEP	98.177	-
TEHRI HEP	102.511	-
TANAKPUR HEP	97.285	-
UNCHAHAAR-I TPS	96.395	90.062
UNCHAHAAR-II TPS	104.507	92.799
UNCHAHAAR-III TPS	104.657	104.620
URI HEP	89.935	-
URI-II HEP	99.361	-

Northern Regional Power Committee
Final REA for the Month of AUGUST, 2016

Table - C1

WT. AVG. ENTITLEMENTS OF UTILITIES FOR THE MONTH IN CS STATIONS BASED ON GOI ORDERS(%)

Station	BANGLADESH	CHANDIGARH	DELHI	HIMACHAL PRADESH	HARYANA	J & K	ORISSA	PUNJAB	PG-AGRA	PG-BALLIA	PG-BHIWADI	PG-DADRI	PG-KURUKSHETRA	PG-RIHAND	RAJASTHAN	RAILWAYS	UTTARAKHAND	UTTAR PRADESH
ANTA GPP	0.000	1.960	10.500	3.580	5.730	10.010	0.000	15.040	0.000	0.000	0.000	0.000	0.000	0.000	19.810	0.000	4.950	28.420
AURAIYA GPP	0.000	1.280	10.860	3.320	5.880	8.780	0.000	14.830	0.000	0.000	0.000	0.000	0.000	0.000	9.200	4.530	4.640	36.680
BAIRASUUL HEP	0.000	0.000	11.000	12.000	30.500	0.000	0	46.500	0.000	0.000	0.000	0.000	0.000	0.000	0.000	0.000	0.000	0.000
CHAMERA HEP	0.000	3.900	7.900	14.900	15.800	3.900	0	10.200	0.000	0.000	0.000	0.000	0.000	0.000	19.600	0.000	3.530	20.270
CHAMERA-II HEP	0.000	1.590	13.330	15.670	5.670	10.030	0.000	14.010	0.000	0.000	0.000	0.000	0.000	0.000	9.670	0.000	1.390	28.640
CHAMERA-III HEP	0.000	1.371	12.734	13.000	8.738	9.982	0.000	11.196	0.000	0.000	0.000	0.000	0.000	0.000	10.914	0.000	5.271	26.794
DADRI GPP	0.000	0.970	10.960	3.010	4.940	8.190	0.000	17.460	0.000	0.000	0.000	0.100	0.000	0.000	9.280	8.430	3.950	32.710
DADRI SOLAR	0	0	0	0	0	0	100.000	0	0	0	0	0	0	0	0	0	0	0
DADRI TPS	0.000	0.000	90.000	0.000	0.000	0.000	0	0.000	0.000	0.000	0.000	0.000	0.000	0.000	0.000	0.000	0.000	10.000
DADRI-II TPS	1.020	0.300	74.552	0.230	0.000	1.200	0	1.860	0.255	0.103	0.103	0.000	0.242	0.000	4.690	0.000	0.450	14.995
DHAULIGANGA HEP	0.000	1.490	13.210	3.570	5.710	9.150	0	13.340	0.000	0.000	0.000	0.000	0.000	0.000	9.650	0.000	17.230	26.650
DULHASTI HEP	0.000	1.240	12.830	0.000	5.470	24.230	0	11.620	0.000	0.000	0.000	0.000	0.000	0.000	10.880	0.000	5.270	28.460
IGSTPS-JHAJAR	0.000	0.390	45.200	0.000	46.200	1.560	0.000	1.690	0.000	0.000	0.000	0.000	0.000	0.000	0.000	0.000	0.590	3.370
KOLDAM HEP	0.000	1.150	0.000	28.000	9.810	12.540	0	9.270	0.000	0.000	0.000	0.000	0.000	0.000	10.730	0.000	6.520	21.980
KOTESHWAR	0.000	0.870	9.860	0.000	4.210	6.560	0	8.560	0.000	0.000	0.000	0.000	0.000	0.000	8.360	0.000	18.430	43.150
NAPP	0.000	1.890	10.680	3.180	6.360	10.490	0	14.830	0.000	0.000	0.000	0.000	0.000	0.000	10.000	0.000	4.820	37.750
NATHPA JHAKRI HEP	0.000	1.040	9.470	36.470	4.270	9.040	0	12.340	0.000	0.000	0.000	0.000	0.000	0.000	7.470	0.000	0.770	19.130
PARBATI-III	0.000	1.370	12.730	13.000	8.740	9.980	0	11.200	0.000	0.000	0.000	0.000	0.000	0.000	10.910	0.000	5.270	26.800
RAPPB	0.000	0.663	0.000	0.000	12.889	7.950	0	24.605	0.000	0.000	0.000	0.000	0.000	0.000	35.787	0.000	0.000	18.106
RAPPC	0.000	1.930	12.690	3.400	5.670	5.000	0	15.820	0.000	0.000	0.000	0.000	0.000	0.000	19.940	0.000	5.270	30.280
RAMPUR HEP	0.000	0.470	0.000	41.910	4.150	9.000	0	7.650	0.000	0.000	0.000	0.000	0.000	0.000	7.720	0.000	11.280	17.820
RIHAND STPS	2.500	1.270	10.000	3.710	6.500	8.080	0	12.680	0.000	0.000	0.000	0.000	0.000	0.080	13.740	0.000	4.340	37.100
RIHAND-II STPS	1.500	1.090	12.600	3.520	5.700	10.580	0	12.040	0.000	0.000	0.000	0.000	0.000	0.000	14.610	0.000	3.840	34.520

Northern Regional Power Committee

Final REA for the Month of AUGUST, 2016

Table - D2

Energy Scheduled To the Beneficiaries from CS Hydro Stations

(All Figs in LUs)

CS Station	State Utilities	Scheduled Energy	Free Energy (Included in Schedule)
NATHPA JHAKRI HEP :-			
	CHANDIGARH	106.727175	
	DELHI	725.089600	
	HARYANA	438.227525	
	HIMACHAL PRADESH	3743.095725	1229.441278
	J & K	927.798375	
	PUNJAB	1266.520475	
	RAJASTHAN	766.652150	
	URS NR	268.094250	
	UTTAR PRADESH	1963.345275	
	UTTARAKHAND	79.039050	
TOTAL NATHPA JHAKRI HEP		10284.589600	
PARBATI-III :-			
	CHANDIGARH	24.088925	
	DELHI	223.939175	
	HARYANA	153.753075	
	HIMACHAL PRADESH	228.707700	228.707700
	J & K	175.574575	
	PUNJAB	197.040500	
	RAJASTHAN	191.963300	
	UTTAR PRADESH	471.489750	
	UTTARAKHAND	92.733000	
TOTAL PARBATI-III		1759.290000	
RAMPUR HEP :-			
	CHANDIGARH	13.252300	
	HARYANA	116.928100	
	HIMACHAL PRADESH	1180.419075	371.080575
	J & K	253.493100	
	PUNJAB	215.453175	
	RAJASTHAN	217.426125	
	UTTAR PRADESH	501.893325	
	UTTARAKHAND	317.724800	
TOTAL RAMPUR HEP		2816.590000	

भारत सरकार
विद्युत मंत्रालय
उत्तर क्षेत्रीय विद्युत समिति
18-ए, श.जीत सिंह मार्ग, कटवारिया सराय,
नई दिल्ली- 110016
Government of India
Ministry of Power
Northern Regional Power Committee
18-A, S. Jeet Singh Marg, Katwaria Sarai,
New Delhi-110016

फोन -26868681 , 26967842, 26867341
फेक्स Fax : 26865206
ई मेल e- mail: sec-nrpc@nic.in
वेबसाइट Website : www.nrpc.gov.in

सं. उक्षेविस/वाणिज्यिक/201/क्षे.ऊ.ले./2017/3646-84
No. NRPC/Comm/201/ REA/ 2017/

दिनांक: 31 मार्च, 2017
Dated: 31st March, 2017

सेवामें,
To,

संलग्न सूची के अनुसार
As per list enclosed

विषय : माह सितम्बर 2016 का अंतिम क्षेत्रीय ऊर्जा लेखा ।
Subject –Final REA for the month of September 2016.

महोदय/Sir,

माह सितम्बर 2016 का अंतिम क्षेत्रीय ऊर्जा लेखा की एक प्रति इस पत्र के साथ संलग्न कर आपको आवश्यक कार्यवाही हेतु प्रेषित की जा रही है (प्रति हमारी वेबसाइट www.nrpc.gov.in पर भी उपलब्ध है) । उत्तरी क्षेत्र के सभी घटकों से अनुरोध है कि यदि इस लेखा में कोई त्रुटि हो, तो उसे इस लेखा के जारी होने के 15 दिन के भीतर इस कार्यालय को सूचित करें। यदि 15 दिन के भीतर इस संबंध में किसी भी घटक से कोई सूचना नहीं प्राप्त होती है, तो इस लेखा को सही मान कर उसे पूर्णतया अंतिम समझा जायेगा ।

Please find enclosed a copy of Final Regional Energy Account (REA) for the month of September 2016 (also available on www.nrpc.gov.in) for further necessary action. The constituents are requested to intimate the discrepancy / error, if any, within 15 days from the date of issue of this REA. In case no such communication is received from any constituent within 15 days, the REA will be treated as correct and closed.

अनुलग्नक – यथोपरि ।
Encl.: As above.

भवदीय

Yours faithfully,

हेमन्त कुमार पाण्डेय

(हेमन्त कुमार पाण्डेय)
(Hemant Kumar Pandey)
अधीक्षण अभियंता
Superintending Engineer

31/03/17

Northern Regional Power Committee
Final REA for the Month of SEPTEMBER, 2016

Table - A
Details of Plant Availability Factor (PAF) for CS Stations

Constituent	PAFM(%)	PAFY(%)
ANTA GPP	96.954	90.385
AURAIYA GPP	96.237	96.983
BATRASIUL HEP	102.132	-
CHAMERA HEP	101.215	-
CHAMERA-II HEP	103.075	-
CHAMERA-III HEP	101.098	-
DADRI GPP	96.951	95.149
DADRI TPS	105.103	104.889
DADRI-II TPS	101.735	95.223
DHAULIGANGA HEP	87.087	-
DULHASTI HEP	100.429	-
IGSTPS-JHAJJAR	100.128	90.597
KOLDAM HEP	108.081	-
KOTESHWAR	86.700	-
NATHPA JHAKRI HEP	108.300	-
PARBATI-III	94.818	-
RAMPUR HEP	108.360	-
RIHAND STPS	96.878	76.705
RIHAND-II STPS	96.899	97.960
RIHAND-III STPS	97.293	95.707
SEWA-II HEP	104.353	-
SINGRAULI STPS	85.175	84.522
SALAL HEP	94.073	-
TEHRI HEP	108.122	-
TANAKPUR HEP	105.085	-
UNCHAHAHAR-I TPS	70.967	86.932
UNCHAHAHAR-II TPS	104.575	94.730
UNCHAHAHAR-III TPS	104.657	104.626
URI HEP	81.429	-
URI-II HEP	88.566	-

Northern Regional Power Committee
Final REA for the Month of SEPTEMBER, 2016

Table - C1

WT. AVG. ENTITLEMENTS OF UTILITIES FOR THE MONTH IN CS STATIONS BASED ON GOI ORDERS(%)

Station	BANGLADESH	CHANDIGARH	DELHI	HIMACHAL PRADESH	HARYANA	J & K	ORISSA	PUNJAB	PG-AGRA	PG-BALLIA	PG-BHIVADI	PG-DADRI	PG-KURUKSHETRA	PG-RIHAND	RAJASTHAN	RAILWAYS	UTTARAKHAND	UTTAR PRADESH
ANTA GPP	0.000	1.960	10.500	3.580	5.730	10.010	0.000	15.040	0.000	0.000	0.000	0.000	0.000	0.000	19.810	0.000	4.950	28.420
AURAIYA GPP	0.000	1.280	10.860	3.320	5.880	8.780	0.000	14.830	0.000	0.000	0.000	0.000	0.000	0.000	9.200	4.530	4.640	36.680
BAIRASUL HEP	0.000	0.000	11.000	12.000	30.500	0.000	0	46.500	0.000	0.000	0.000	0.000	0.000	0.000	0.000	0.000	0.000	0.000
CHAMERA HEP	0.000	3.900	7.900	14.900	15.800	3.900	0	10.200	0.000	0.000	0.000	0.000	0.000	0.000	19.600	0.000	3.530	20.270
CHAMERA-II HEP	0.000	1.590	13.330	15.670	5.670	10.030	0.000	14.010	0.000	0.000	0.000	0.000	0.000	0.000	9.670	0.000	1.390	28.640
CHAMERA-III HEP	0.000	1.371	12.734	13.000	8.738	9.982	0.000	11.196	0.000	0.000	0.000	0.000	0.000	0.000	10.914	0.000	5.271	26.794
DADRI GPP	0.000	0.970	10.960	3.010	4.940	8.190	0.000	17.460	0.000	0.000	0.100	0.000	0.000	0.000	9.280	8.430	3.950	32.710
DADRI SOLAR	0	0	0	0	0	0	100.000	0	0	0	0	0	0	0	0	0	0	0
DADRI TPS	0.000	0.000	90.000	0.000	0.000	0.000	0	0.000	0.000	0.000	0.000	0.000	0.000	0.000	0.000	0.000	0.000	10.000
DADRI-II TPS	1.020	0.300	74.516	0.230	0.000	1.200	0	1.860	0.255	0.103	0.103	0.000	0.278	0.000	4.690	0.000	0.450	14.995
DHAULGANGA HEP	0.000	1.490	13.210	3.570	5.710	9.150	0	13.340	0.000	0.000	0.000	0.000	0.000	0.000	9.650	0.000	17.230	26.650
DULHASTI HEP	0.000	1.240	12.830	0.000	5.470	24.230	0	11.620	0.000	0.000	0.000	0.000	0.000	0.000	10.880	0.000	5.270	28.460
IGSTPS-JHAJAR	0.000	0.390	46.200	0.000	46.200	1.560	0.000	1.690	0.000	0.000	0.000	0.000	0.000	0.000	0.000	0.000	0.590	3.370
KOLDAM HEP	0.000	1.150	0.000	28.000	9.810	12.540	0	9.270	0.000	0.000	0.000	0.000	0.000	0.000	10.730	0.000	6.520	21.980
KOTESHWAR	0.000	0.870	9.860	0.000	4.210	6.560	0	8.560	0.000	0.000	0.000	0.000	0.000	0.000	8.360	0.000	18.430	43.150
NAPP	0.000	1.890	10.680	3.180	6.360	10.490	0	14.830	0.000	0.000	0.000	0.000	0.000	0.000	10.000	0.000	4.820	37.750
NATHPA JHAKRI HEP	0.000	1.040	9.470	36.470	4.270	9.040	0	12.340	0.000	0.000	0.000	0.000	0.000	0.000	7.470	0.000	0.770	19.130
PARBATI-III	0.000	1.370	12.730	13.000	8.740	9.980	0	11.200	0.000	0.000	0.000	0.000	0.000	0.000	10.910	0.000	5.270	26.800
RAPPB	0.000	0.663	0.000	0.000	12.889	7.950	0	24.605	0.000	0.000	0.000	0.000	0.000	0.000	35.787	0.000	0.000	18.106
RAPPC	0.000	1.930	12.690	3.400	5.670	5.000	0	15.820	0.000	0.000	0.000	0.000	0.000	0.000	19.940	0.000	5.270	30.280
RAMPUR HEP	0.000	0.470	0.000	41.910	4.150	9.000	0	7.650	0.000	0.000	0.000	0.000	0.000	0.000	7.720	0.000	11.280	17.820
RIHAND STPS	2.500	1.270	10.000	3.710	6.500	8.080	0	12.680	0.000	0.000	0.000	0.000	0.000	0.080	13.740	0.000	4.340	37.100
RIHAND-II STPS	1.500	1.090	12.600	3.520	5.700	10.580	0	12.040	0.000	0.000	0.000	0.000	0.000	0.000	14.610	0.000	3.840	34.520

Northern Regional Power Committee
Final REA for the Month of SEPTEMBER, 2016

Table - D2

Energy Scheduled To the Beneficiaries from CS Hydro Stations
 (All Figs in LUs)

CS Station	State Utilities	Scheduled Energy	Free Energy (Included in Schedule)
NATHPA JHAKRI HEP :-			
	CHANDIGARH	95.293850	
	DELHI	647.373525	
	HARYANA	391.273450	
	HIMACHAL PRADESH	3341.903575	1100.634548
	J & K	828.366150	
	PUNJAB	1130.771625	
	RAJASTHAN	684.490925	
	URS_NR	220.569075	
	UTTAR PRADESH	1752.935275	
	UTTARAKHAND	70.568000	
TOTAL NATHPA JHAKRI HEP		9163.545450	
PARBATI-III :-			
	CHANDIGARH	10.580775	
	DELHI	98.350200	
	HARYANA	67.531800	
	HIMACHAL PRADESH	100.457500	100.457500
	J & K	77.112925	
	PUNJAB	86.548000	
	RAJASTHAN	84.327000	
	UTTAR PRADESH	207.097000	
	UTTARAKHAND	40.744800	
TOTAL PARBATI-III		772.750000	
RAMPUR HEP :-			
	CHANDIGARH	11.801625	
	HARYANA	104.182250	
	HIMACHAL PRADESH	1051.945700	336.969472
	J & K	225.902025	
	PUNJAB	192.010100	
	RAJASTHAN	193.767900	
	UTTAR PRADESH	447.279725	
	UTTARAKHAND	283.133175	
TOTAL RAMPUR HEP		2510.022500	

भारत सरकार
विद्युत मंत्रालय
उत्तर क्षेत्रीय विद्युत समिति
18-ए, श.जीत सिंह मार्ग, कटवारिया सराय,
नई दिल्ली- 110016
Government of India
Ministry of Power
Northern Regional Power Committee
18-A, S. Jeet Singh Marg, Katwaria Sarai,
New Delhi-110016

फोन -26868681 , 26967842, 26867341
फैक्स Fax : 26865206
ई मेल e- mail: sec-nrpc@nic.in
वेबसाईट Website : www.nrpc.gov.in

सं. उक्षेविस/वाणिज्यिक/201/क्षे.ऊ.ले./2017/3724-62
No. NRPC/CommI/201/ REA/ 2017/

दिनांक: 31 मार्च, 2017
Dated: 31st March, 2017

सेवामें,
To,

संलग्न सूची के अनुसार
As per list enclosed

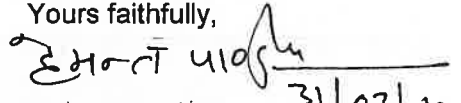
विषय : माह अक्तूबर 2016 का अंतिम क्षेत्रीय ऊर्जा लेखा ।
Subject –Final REA for the month of October 2016.

महोदय/Sir,

माह अक्तूबर 2016 का अंतिम क्षेत्रीय ऊर्जा लेखा की एक प्रति इस पत्र के साथ संलग्न कर आपको आवश्यक कार्यवाही हेतु प्रेषित की जा रही है (प्रति हमारी वेबसाइट www.nrpc.gov.in पर भी उपलब्ध है)। उत्तरी क्षेत्र के सभी घटकों से अनुरोध है कि यदि इस लेखा में कोई त्रुटि हो, तो उसे इस लेखा के जारी होने के 15 दिन के भीतर इस कार्यालय को सूचित करें। यदि 15 दिन के भीतर इस संबंध में किसी भी घटक से कोई सूचना नहीं प्राप्त होती है, तो इस लेखा को सही मान कर उसे पूर्णतया अंतिम समझा जायेगा।

Please find enclosed a copy of Final Regional Energy Account (REA) for the month of October 2016 (also available on www.nrpc.gov.in) for further necessary action. The constituents are requested to intimate the discrepancy / error, if any, within 15 days from the date of issue of this REA. In case no such communication is received from any constituent within 15 days, the REA will be treated as correct and closed.

अनुलग्नक – यथोपरि ।
Encl.: As above.

भवदीय
Yours faithfully,

(हेमन्त कुमार पाण्डेय)
(Hemant Kumar Pandey)
अधीक्षण अभियंता
Superintending Engineer

Northern Regional Power Committee
Final REA for the Month of OCTOBER, 2016

Table - A

Details of Plant Availability Factor (PAF) for CS Stations

Constituent	PAFM(%)	PAFY(%)
ANTA GPP	94.901	91.039
AURAIYA GPP	96.465	96.908
BAIRASIUL HEP	102.132	-
CHAMERA HEP	99.038	-
CHAMERA-II HEP	103.564	-
CHAMERA-III HEP	101.189	-
DADRI GPP	96.661	95.368
DADRI TPS	106.037	105.055
DADRI-II TPS	104.916	96.627
DHAULIGANGA HEP	100.670	-
DULHASTI HEP	100.259	-
IGSTPS-JHAJJAR	95.367	91.288
KOLDAM HEP	108.350	-
KOTESHWAR	43.988	-
NATHPA JHAKRI HEP	108.300	-
PARBATI-III	65.710	-
RAMPUR HEP	107.830	-
RIHAND STPS	98.148	79.812
RIHAND-II STPS	92.976	97.238
RIHAND-III STPS	51.797	89.346
SEWA-II HEP	101.842	-
SINGRAULI STPS	89.527	85.247
SALAL HEP	57.108	-
TEHRI HEP	108.806	-
TANAKPUR HEP	86.743	-
UNCHAHAHAR-I TPS	61.616	83.265
UNCHAHAHAR-II TPS	104.762	96.183
UNCHAHAHAR-III TPS	104.760	104.646
URI HEP	51.446	-
URI-II HEP	56.448	-

Northern Regional Power Committee
Final REA for the Month of OCTOBER, 2016

Table - C1

WT. AVG. ENTITLEMENTS OF UTILITIES FOR THE MONTH IN CS STATIONS BASED ON GOI ORDERS(%)

Station	BANGLADESH	CHANDIGARH	DELHI	HIMACHAL PRADESH	HARYANA	J & K	ORISSA	PUNJAB	PG-AGRA	PG-BALLIA	PG-BHWADI	PG-DADRI	PG-KURUKSHETRA	PG-RIHAND	RAJASTHAN	RAILWAYS	UTTARAKHAND	UTTAR PRADESH
ANTA GPP	0.000	1.962	10.500	3.580	5.730	10.004	0.000	15.034	0.000	0.000	0.000	0.000	0.000	0.000	19.810	0.000	4.947	28.435
AURAIYA GPP	0.000	1.283	10.860	3.320	5.880	8.774	0.000	14.827	0.000	0.000	0.000	0.000	0.000	0.000	9.200	4.530	4.640	36.689
BAIRASIUL HEP	0.000	0.003	11.000	12.000	30.500	0.000	0	46.500	0.000	0.000	0.000	0.000	0.000	0.000	0.000	0.000	0.000	0.000
CHAMERA HEP	0.000	3.903	7.900	14.900	15.800	3.900	0	10.200	0.000	0.000	0.000	0.000	0.000	0.000	19.600	0.000	3.530	20.270
CHAMERA-II HEP	0.000	1.592	13.330	15.670	5.670	10.020	0.000	14.000	0.000	0.000	0.000	0.000	0.000	0.000	9.670	0.000	1.387	28.663
CHAMERA-III HEP	0.000	1.371	12.734	13.000	8.738	9.976	0.000	11.190	0.000	0.000	0.000	0.000	0.000	0.000	10.914	0.000	5.268	26.809
DADRI GPP	0.000	0.973	10.960	3.010	4.940	8.187	0.000	17.457	0.000	0.000	0.000	0.100	0.000	0.000	9.280	8.430	3.950	32.716
DADRI SOLAR	0	3	0	0	0	0	100.000	0	0	0	0	0	0	0	0	0	0	0
DADRI TPS	0.000	0.002	50.000	0.000	0.000	0.000	0	0.000	0.000	0.000	0.000	0.000	0.000	0.000	0.000	0.000	0.000	10.000
DADRI-II TPS	1.020	0.297	54.516	0.230	0.000	1.194	0	1.854	0.255	0.103	0.103	0.000	0.278	0.000	4.690	0.000	0.447	15.013
DHAULIGANGA HEP	0.000	1.492	13.210	3.570	5.710	9.144	0	13.334	0.000	0.000	0.000	0.000	0.000	0.000	9.650	0.000	17.227	26.665
DULHASTI HEP	0.000	1.242	12.830	0.000	5.470	24.224	0	11.614	0.000	0.000	0.000	0.000	0.000	0.000	10.880	0.000	5.267	28.475
IGSTPS-JHAJAR	0.000	0.392	56.200	0.000	46.200	1.557	0.000	1.687	0.000	0.000	0.000	0.000	0.000	0.000	0.000	0.000	0.587	3.379
KOLDAM HEP	0.000	1.152	0.000	28.000	9.810	12.537	0	9.270	0.000	0.000	0.000	0.000	0.000	0.000	10.730	0.000	6.517	21.986
KOTESHWAR	0.000	0.872	9.860	0.000	4.210	6.554	0	8.557	0.000	0.000	0.000	0.000	0.000	0.000	8.360	0.000	18.430	43.159
NAPP	0.000	1.887	10.680	3.180	6.360	10.484	0	14.824	0.000	0.000	0.000	0.000	0.000	0.000	10.000	0.000	4.817	37.768
NATHPA JHAKRI HEP	0.000	1.042	9.470	36.470	4.270	9.037	0	12.337	0.000	0.000	0.000	0.000	0.000	0.000	7.470	0.000	0.767	19.139
PARBATI-III	0.000	1.372	12.730	13.000	8.740	9.974	0	11.194	0.000	0.000	0.000	0.000	0.000	0.000	10.910	0.000	5.267	26.815
RAPPB	0.000	0.662	0.000	0.000	12.889	7.950	0	24.605	0.000	0.000	0.000	0.000	0.000	0.000	35.787	0.000	0.000	18.106
RAPPC	0.000	1.775	12.690	3.400	5.670	7.381	0	15.146	0.000	0.000	0.000	0.000	0.000	0.000	19.940	0.000	5.038	28.960
RAMPUR HEP	0.000	0.472	0.000	41.910	4.150	8.994	0	7.647	0.000	0.000	0.000	0.000	0.000	0.000	7.720	0.000	11.280	17.829
RIHAND STPS	2.500	1.272	10.000	3.710	6.500	8.077	0	12.674	0.000	0.000	0.000	0.000	0.000	0.080	13.740	0.000	4.337	37.112
RIHAND-II STPS	1.500	1.092	12.600	3.520	5.700	10.574	0	12.034	0.000	0.000	0.000	0.000	0.000	0.000	14.610	0.000	3.837	34.535

Northern Regional Power Committee
Final REA for the Month of OCTOBER, 2016

Table - D2

Energy Scheduled To the Beneficiaries from CS Hydro Stations

(All Figs in LUs)

CS Station	State Utilities	Scheduled Energy	Free Energy (Included in Schedule)
NATHPA JHAKRI HEP :-			
	CHANDIGARH	47.982325	
	DELHI	325.949650	
	HARYANA	197.011400	
	HIMACHAL PRADESH	1682.642800	556.017315
	J & K	416.969950	
	PUNJAB	569.231250	
	RAJASTHAN	344.643325	
	URS NR	111.042250	
	UTTAR PRADESH	882.944250	
	UTTARAKHAND	35.420175	
TOTAL NATHPA JHAKRI HEP		4613.837375	
PARBATI-III :-			
	CHANDIGARH	4.493525	
	DELHI	41.764750	
	HARYANA	28.678800	
	HIMACHAL PRADESH	42.659400	42.659400
	J & K	32.730900	
	PUNJAB	36.737725	
	RAJASTHAN	35.808225	
	UTTAR PRADESH	87.980950	
	UTTARAKHAND	17.295075	
TOTAL PARBATI-III		328.149350	
RAMPUR HEP :-			
	CHANDIGARH	6.035125	
	HARYANA	53.264875	
	HIMACHAL PRADESH	537.943950	174.474406
	J & K	115.457050	
	PUNJAB	98.168250	
	RAJASTHAN	99.090925	
	UTTAR PRADESH	228.828850	
	UTTARAKHAND	144.793475	
TOTAL RAMPUR HEP		1283.582500	

भारत सरकार
विद्युत मंत्रालय
उत्तर क्षेत्रीय विद्युत समिति
18-ए, श.जीत सिंह मार्ग, कटवारिया सराय,
नई दिल्ली- 110016
Government of India
Ministry of Power
Northern Regional Power Committee
18-A, S. Jeet Singh Marg, Katwaria Sarai,
New Delhi-110016

फोन Phone -26868681 , 26967842
फेक्स Fax : 26865206
ई मेल e- mail: sec-nrpc@nic.in
वेबसाइट Website : www.nrpc.gov.in

सं. उक्षेविस/वाणिज्यिक/201/क्षे.ऊ.ले./2017/4864-4902
No. NRPC/Comm/201/ REA/ 2017/

दिनांक: 28 अप्रैल, 2017
Dated: 28th April, 2017

सेवामें,
To,

संलग्न सूची के अनुसार
As per list enclosed

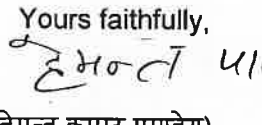
विषय : माह नवम्बर 2016 का अंतिम क्षेत्रीय ऊर्जा लेखा ।
Subject –Final REA for the month of November 2016.

महोदय/Sir,

माह नवम्बर 2016 का अंतिम क्षेत्रीय ऊर्जा लेखा की एक प्रति इस पत्र के साथ संलग्न कर आपको आवश्यक कार्यवाही हेतु प्रेषित की जा रही है (प्रति हमारी वेबसाइट www.nrpc.gov.in पर भी उपलब्ध है)। उत्तरी क्षेत्र के सभी घटकों से अनुरोध है कि यदि इस लेखा में कोई त्रुटि हो, तो उसे इस लेखा के जारी होने के 15 दिन के भीतर इस कार्यालय को सूचित करें। यदि 15 दिन के भीतर इस संबंध में किसी भी घटक से कोई सूचना नहीं प्राप्त होती है, तो इस लेखा को सही मान कर उसे पूर्णतया अंतिम समझा जायेगा।

Please find enclosed a copy of Final Regional Energy Account (REA) for the month of November 2016 (also available on www.nrpc.gov.in) for further necessary action. The constituents are requested to intimate the discrepancy / error, if any, within 15 days from the date of issue of this REA. In case no such communication is received from any constituent within 15 days, the REA will be treated as correct and closed.

अनुलग्नक – यथोपरि ।
Encl.: As above.

भवदीय
Yours faithfully,

(हेमन्त कुमार पाण्डेय)
(Hemant Kumar Pandey)
अधीक्षण अभियंता
Superintending Engineer

28/4/17

Northern Regional Power Committee
Final REA for the Month of NOVEMBER, 2016
Table - A
Details of Plant Availability Factor (PAF) for CS Stations

Constituent	PAFM(%)	PAFY(%)
ANTA GPP	98.230	91.923
AURAIYA GPP	96.472	96.854
BAIRASIUL HEP	85.668	-
CHAMERA HEP	98.965	-
CHAMERA-II HEP	89.597	-
CHAMERA-III HEP	101.215	-
DADRI GPP	94.452	95.255
DADRI TPS	105.471	105.107
DADRI-II TPS	100.000	97.041
DHAULIGANGA HEP	88.071	-
DULHASTI HEP	100.323	-
IGSTPS-JHAJJAR	97.434	92.043
KOLDAM HEP	105.086	-
KOTESHWAR	34.217	-
NATHPA JHAKRI HEP	108.378	-
PARBATI-III	38.821	-
RAMPUR HEP	108.360	-
RIHAND STPS	98.244	82.078
RIHAND-II STPS	101.700	97.787
RIHAND-III STPS	101.705	90.866
SEWA-II HEP	86.392	-
SINGRAULI STPS	96.353	86.612
SALAL HEP	44.015	-
TEHRI HEP	108.806	-
TANAKPUR HEP	66.264	-
UNCHAHAAR-I TPS	91.452	84.271
UNCHAHAAR-II TPS	105.372	97.313
UNCHAHAAR-III TPS	105.372	104.735
URI HEP	48.499	-
URI-II HEP	50.607	-

Northern Regional Power Committee
Final REA for the Month of NOVEMBER, 2016

Table - C1

WT. AVG. ENTITLEMENTS OF UTILITIES FOR THE MONTH IN CS STATIONS BASED ON GOI ORDERS(%)

Station	BANGLADESH	CHANDIGARH	DELHI	HIMACHAL PRADESH	HARYANA	J & K	ORISSA	PUNJAB	PG-AGRA	PG-BALLIA	PG-BHIVADI	PG-DADRI	PG-KURUKSHETRA	PG-RIHAND	RAJASTHAN	RAILWAYS	UTARAKHAND	UTAR PRADESH
ANTA GPP	0.000	1.960	10.500	3.580	5.730	9.990	0.000	15.020	0.000	0.000	0.000	0.000	0.000	0.000	19.810	0.000	4.940	28.470
AURAIYA GPP	0.000	1.280	10.860	3.320	5.880	8.760	0.000	14.820	0.000	0.000	0.000	0.000	0.000	0.000	9.200	4.530	4.640	36.710
BAIRASUL HEP	0.000	0.000	11.000	12.000	30.500	0.000	0	46.500	0.000	0.000	0.000	0.000	0.000	0.000	0.000	0.000	0.000	0.000
CHAMERA HEP	0.000	3.900	7.900	14.900	15.800	3.900	0	10.200	0.000	0.000	0.000	0.000	0.000	0.000	19.600	0.000	3.530	20.270
CHAMERA-II HEP	0.000	1.590	13.330	15.670	5.670	10.000	0.000	13.980	0.000	0.000	0.000	0.000	0.000	0.000	9.670	0.000	1.380	28.710
CHAMERA-III HEP	0.000	1.371	12.734	13.000	8.738	9.962	0.000	11.176	0.000	0.000	0.000	0.000	0.000	0.000	10.914	0.000	5.261	26.844
DADRI GPP	0.000	0.975	10.960	3.010	4.940	8.180	0.000	17.450	0.000	0.000	0.000	0.100	0.000	0.000	9.280	8.430	3.950	32.730
DADRI SOLAR	0	0	0	0	0	0	100.000	0	0	0	0	0	0	0	0	0	0	0
DADRI TPS	0.000	0.000	90.000	0.000	0.000	0.000	0	0.000	0.000	0.000	0.000	0.000	0.000	0.000	0.000	0.000	0.000	10.000
DADRI-II TPS	1.020	0.299	74.516	0.230	0.000	1.180	0	1.840	0.255	0.103	0.103	0.000	0.278	0.000	4.690	0.000	0.440	15.055
DHAULIGANGA HEP	0.000	1.495	13.210	3.570	5.710	9.130	0	13.320	0.000	0.000	0.000	0.000	0.000	0.000	9.650	0.000	17.220	26.700
DULHASTI HEP	0.000	1.240	12.830	0.000	5.470	24.210	0	11.600	0.000	0.000	0.000	0.000	0.000	0.000	10.880	0.000	5.260	28.510
IGSTPS-JHAJJAR	0.000	0.390	46.200	0.000	46.200	1.550	0.000	1.680	0.000	0.000	0.000	0.000	0.000	0.000	0.000	0.000	0.580	3.400
KOLDAM HEP	0.000	1.150	0.000	28.000	9.810	12.530	0	9.270	0.000	0.000	0.000	0.000	0.000	0.000	10.730	0.000	6.510	22.000
KOTESHWAR	0.000	0.870	9.860	0.000	4.210	6.540	0	8.550	0.000	0.000	0.000	0.000	0.000	0.000	8.360	0.000	18.430	43.180
NAPP	0.000	1.880	10.680	3.180	6.360	10.470	0	14.810	0.000	0.000	0.000	0.000	0.000	0.000	10.000	0.000	4.810	37.810
NATHPA JHAKRI HEP	0.000	1.040	9.470	36.470	4.270	9.030	0	12.330	0.000	0.000	0.000	0.000	0.000	0.000	7.470	0.000	0.760	19.160
PARBATI-III	0.000	1.370	12.730	13.000	8.740	9.960	0	11.180	0.000	0.000	0.000	0.000	0.000	0.000	10.910	0.000	5.260	26.850
RAPPB	0.000	0.663	0.000	0.000	12.889	7.950	0	24.605	0.000	0.000	0.000	0.000	0.000	0.000	35.787	0.000	0.000	18.106
RAPP	0.000	1.450	12.690	3.400	5.670	12.380	0	13.730	0.000	0.000	0.000	0.000	0.000	0.000	19.940	0.000	4.550	26.190
RAMPUR HEP	0.000	0.470	0.000	41.910	4.150	8.980	0	7.640	0.000	0.000	0.000	0.000	0.000	0.000	7.720	0.000	11.280	17.850
RIHAND STPS	2.500	1.270	10.000	3.710	6.500	8.070	0	12.660	0.000	0.000	0.000	0.000	0.000	0.080	13.740	0.000	4.330	37.140
RIHAND-II STPS	1.500	1.090	12.600	3.520	5.700	10.560	0	12.020	0.000	0.000	0.000	0.000	0.000	0.000	14.610	0.000	3.830	34.570

Northern Regional Power Committee
Final REA for the Month of NOVEMBER, 2016

Table - D2

Energy Scheduled To the Beneficiaries from CS Hydro Stations

(All Figs in LUs)

CS Station	State Utilities	Scheduled Energy	Free Energy (Included in Schedule)
NATHPA JHAKRI HEP :-			
	CHANDIGARH	27.646975	
	DELHI	187.808450	
	HARYANA	113.509475	
	HIMACHAL PRADESH	969.547925	320.015115
	J & K	240.053175	
	PUNJAB	327.794900	
	RAJASTHAN	198.591450	
	URS NR	63.989825	
	UTTAR PRADESH	509.362050	
	UTTARAKHAND	20.201600	
TOTAL NATHPA JHAKRI HEP		2658.505825	
PARBATI-III :-			
	CHANDIGARH	2.462325	
	DELHI	22.891350	
	HARYANA	15.718100	
	HIMACHAL PRADESH	23.377250	23.377250
	J & K	17.912950	
	PUNJAB	20.103700	
	RAJASTHAN	19.619550	
	UTTAR PRADESH	48.281725	
	UTTARAKHAND	9.458050	
TOTAL PARBATI-III		179.825000	
RAMPUR HEP :-			
	CHANDIGARH	3.450975	
	HARYANA	30.461600	
	HIMACHAL PRADESH	307.686925	98.405579
	J & K	65.926075	
	PUNJAB	56.094850	
	RAJASTHAN	56.679975	
	UTTAR PRADESH	131.044100	
	UTTARAKHAND	82.823000	
TOTAL RAMPUR HEP		734.167500	

भारत सरकार
विद्युत मंत्रालय
उत्तर क्षेत्रीय विद्युत समिति
18-ए, श.जीत सिंह मार्ग, कटवारिया सराय,
नई दिल्ली- 110016
Government of India
Ministry of Power
Northern Regional Power Committee
18-A, S. Jeet Singh Marg, Katwaria Sarai,
New Delhi-110016

फोन Phone -26868681 , 26967842
फैक्स Fax : 26865206
ई मेल e- mail: sec-nrpc@nic.in
वेबसाइट Website : www.nrpc.gov.in

सं. उक्षेविस/वाणिज्यिक/201/क्षे.ऊ.ले./2017/4903-41
No. NRPC/Comm/201/ REA/ 2017/

दिनांक: 28 अप्रैल, 2017
Dated: 28th April, 2017

सेवामें,
To,

संलग्न सूची के अनुसार
As per list enclosed

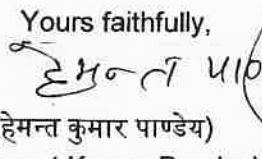
विषय : माह दिसम्बर 2016 का अंतिम क्षेत्रीय ऊर्जा लेखा ।
Subject –Final REA for the month of December 2016.

महोदय/Sir,

माह दिसम्बर 2016 का अंतिम क्षेत्रीय ऊर्जा लेखा की एक प्रति इस पत्र के साथ संलग्न कर आपको आवश्यक कार्यवाही हेतु प्रेषित की जा रही है (प्रति हमारी वेबसाइट www.nrpc.gov.in पर भी उपलब्ध है)। उत्तरी क्षेत्र के सभी घटकों से अनुरोध है कि यदि इस लेखा में कोई त्रुटि हो, तो उसे इस लेखा के जारी होने के 15 दिन के भीतर इस कार्यालय को सूचित करें। यदि 15 दिन के भीतर इस संबंध में किसी भी घटक से कोई सूचना नहीं प्राप्त होती है, तो इस लेखा को सही मान कर उसे पूर्णतया अंतिम समझा जायेगा।

Please find enclosed a copy of Final Regional Energy Account (REA) for the month of December 2016 (also available on www.nrpc.gov.in) for further necessary action. The constituents are requested to intimate the discrepancy / error, if any, within 15 days from the date of issue of this REA. In case no such communication is received from any constituent within 15 days, the REA will be treated as correct and closed.

अनुलग्नक – यथोपरि ।
Encl.: As above.

भवदीय
Yours faithfully,

(हेमन्त कुमार पाण्डेय)
(Hemant Kumar Pandey)
अधीक्षण अभियंता
Superintending Engineer

Northern Regional Power Committee
Final REA for the Month of DECEMBER, 2016
Table - A
Details of Plant Availability Factor (PAF) for CS Stations

Constituent	PAFM(%)	PAFY(%)
ANTA GPP	100.953	92.941
AURAIYA GPP	97.052	96.877
BAIRASIUL HEP	73.187	-
CHAMERA HEP	74.006	-
CHAMERA-II HEP	72.007	-
CHAMERA-III HEP	79.179	-
DADRI GPP	93.411	95.047
DADRI TPS	106.037	105.211
DADRI-II TPS	105.541	98.000
DHAULIGANGA HEP	82.169	-
DULHASTI HEP	80.997	-
IGSTPS-JHAJJAR	100.145	92.957
KOLDAM HEP	109.767	-
KOTESHWAR	64.408	-
NATHPA JHAKRI HEP	108.866	-
PARBATI-III	27.067	-
RAMPUR HEP	105.711	-
RIHAND STPS	90.822	83.064
RIHAND-II STPS	100.447	98.087
RIHAND-III STPS	96.946	91.551
SEWA-II HEP	67.394	-
SINGRAULI STPS	96.625	87.741
SALAL HEP	37.637	-
TEHRI HEP	106.863	-
TANAKPUR HEP	40.836	-
UNCHAHAAR-I TPS	96.787	85.682
UNCHAHAAR-II TPS	105.897	98.281
UNCHAHAAR-III TPS	105.873	104.863
URI HEP	48.499	-
URI-II HEP	50.607	-

Northern Regional Power Committee
Final REA for the Month of DECEMBER, 2016

Table - C1

WT. AVG. ENTITLEMENTS OF UTILITIES FOR THE MONTH IN CS STATIONS BASED ON GOI ORDERS(%)

Station	BANGLADESH	CHANDIGARH	DELHI	HIMACHAL PRADESH	HARYANA	J & K	ORISSA	PUNJAB	PG-AGRA	PG-BALIA	PG-BHWADI	PG-DADRI	PG-KURUKSHETRA	PG-RIHAND	RAJASTHAN	RAILWAYS	UTTARAKHAND	UTTAR PRADESH
ANTA GPP	0.000	1.960	10.500	3.580	5.730	9.990	0.000	15.020	0.000	0.000	0.000	0.000	0.000	0.000	19.810	0.000	4.940	28.470
AURAIYA GPP	0.000	1.240	10.860	3.320	5.880	8.760	0.000	14.820	0.000	0.000	0.000	0.000	0.000	0.000	9.200	4.530	4.640	36.710
BAIRASUL HEP	0.000	0.000	11.000	12.000	30.500	0.000	0	46.500	0.000	0.000	0.000	0.000	0.000	0.000	0.000	0.000	0.000	0.000
CHAMERA HEP	0.000	3.900	7.900	14.900	15.800	3.900	0	10.200	0.000	0.000	0.000	0.000	0.000	0.000	19.600	0.000	3.530	20.270
CHAMERA-II HEP	0.000	1.550	13.330	15.670	5.670	10.000	0.000	13.980	0.000	0.000	0.000	0.000	0.000	0.000	9.670	0.000	1.380	28.710
CHAMERA-III HEP	0.000	1.371	12.734	13.000	8.738	9.962	0.000	11.176	0.000	0.000	0.000	0.000	0.000	0.000	10.914	0.000	5.261	26.844
DADRI GPP	0.000	0.970	10.960	3.010	4.940	8.180	0.000	17.450	0.000	0.000	0.000	0.100	0.000	0.000	9.280	8.430	3.950	32.730
DADRI SOLAR	0	0	0	0	0	0	100.000	0	0	0	0	0	0	0	0	0	0	0
DADRI TPS	0.000	0.000	90.000	0.000	0.000	0.000	0	0.000	0.000	0.000	0.000	0.000	0.000	0.000	0.000	0.000	0.000	10.000
DADRI-II TPS	1.020	0.250	74.516	0.230	0.000	1.180	0	1.840	0.255	0.103	0.103	0.000	0.278	0.000	4.690	0.000	0.440	15.055
DHAULIGANGA HEP	0.000	1.450	13.210	3.570	5.710	9.130	0	13.320	0.000	0.000	0.000	0.000	0.000	0.000	9.650	0.000	17.220	26.700
DULHASTI HEP	0.000	1.240	12.830	0.000	5.470	24.210	0	11.600	0.000	0.000	0.000	0.000	0.000	0.000	10.880	0.000	5.260	28.510
IGSTPS-JHAJJAR	0.000	0.350	46.200	0.000	46.200	1.550	0.000	1.680	0.000	0.000	0.000	0.000	0.000	0.000	0.000	0.000	0.580	3.400
KOLDAM HEP	0.000	1.150	0.000	28.000	9.810	12.530	0	9.270	0.000	0.000	0.000	0.000	0.000	0.000	10.730	0.000	6.510	22.000
KOTESHWAR	0.000	0.870	9.860	0.000	4.210	6.540	0	8.550	0.000	0.000	0.000	0.000	0.000	0.000	8.360	0.000	18.430	43.180
NAPP	0.000	1.880	10.680	3.180	6.360	10.470	0	14.810	0.000	0.000	0.000	0.000	0.000	0.000	10.000	0.000	4.810	37.810
NATHPA JHAKRI HEP	0.000	1.040	9.470	36.470	4.270	9.030	0	12.330	0.000	0.000	0.000	0.000	0.000	0.000	7.470	0.000	0.760	19.160
PARBATI-III	0.000	1.370	12.730	13.000	8.740	9.960	0	11.180	0.000	0.000	0.000	0.000	0.000	0.000	10.910	0.000	5.260	26.850
RAPPB	0.000	0.663	0.000	0.000	12.889	7.950	0	24.605	0.000	0.000	0.000	0.000	0.000	0.000	35.787	0.000	0.000	18.106
RAPPCC	0.000	1.450	12.690	3.400	5.670	12.380	0	13.730	0.000	0.000	0.000	0.000	0.000	0.000	19.940	0.000	4.550	26.190
RAMPUR HEP	0.000	0.470	0.000	41.910	4.150	8.980	0	7.640	0.000	0.000	0.000	0.000	0.000	0.000	7.720	0.000	11.280	17.850
RIHAND STPS	2.500	1.270	10.000	3.710	6.500	8.070	0	12.660	0.000	0.000	0.000	0.000	0.000	0.080	13.740	0.000	4.330	37.140
RIHAND-II STPS	1.500	1.050	12.600	3.520	5.700	10.560	0	12.020	0.000	0.000	0.000	0.000	0.000	0.000	14.610	0.000	3.830	34.570

Northern Regional Power Committee
Final REA for the Month of DECEMBER, 2016

Table - D2

Energy Scheduled To the Beneficiaries from CS Hydro Stations

(All Figs in LUs)

CS Station	State Utilities	Scheduled Energy	Free Energy (Included in Schedule)
NATHPA JHAKRI HEP :-			
	CHANDIGARH	22.330600	
	DELHI	151.689175	
	HARYANA	91.683025	
	HIMACHAL PRADESH	783.090750	260.773516
	J & K	193.890475	
	PUNJAB	264.754375	
	RAJASTHAN	160.399875	
	URS NR	50.715400	
	UTTAR PRADESH	411.407775	
	UTTARAKHAND	16.318650	
TOTAL NATHPA JHAKRI HEP		2146.280100	
PARBATI-III :-			
	CHANDIGARH	1.799900	
	DELHI	16.730825	
	HARYANA	11.491775	
	HIMACHAL PRADESH	17.085250	17.085250
	J & K	13.091150	
	PUNJAB	14.690700	
	RAJASTHAN	14.336475	
	UTTAR PRADESH	35.284900	
	UTTARAKHAND	6.914025	
TOTAL PARBATI-III		131.425000	
RAMPUR HEP :-			
	CHANDIGARH	2.793650	
	HARYANA	24.660025	
	HIMACHAL PRADESH	249.057750	79.005106
	J & K	53.364900	
	PUNJAB	45.404475	
	RAJASTHAN	45.877650	
	UTTAR PRADESH	106.076000	
	UTTARAKHAND	67.038050	
TOTAL RAMPUR HEP		594.272500	

भारत सरकार
विद्युत मंत्रालय
उत्तर क्षेत्रीय विद्युत समिति
18-ए, श.जीत सिंह मार्ग, कटवारिया सराय,
नई दिल्ली- 110016
Government of India
Ministry of Power
Northern Regional Power Committee
18-A, S. Jeet Singh Marg, Katwaria Sarai,
New Delhi-110016

फोन Phone -26868681 , 26967842
फैक्स Fax : 26865206
ई मेल e- mail: sec-nrpc@nic.in
वेबसाइट Website : www.nrpc.gov.in

सं. उधेविस/वाणिज्यिक/201/क्षे.ऊ.ले./2017/5118 - 36

दिनांक: 26, मई, 2017

No. NRPC/Comm/201/ REA/ 2017/

Dated: 26, May, 2017

सेवामें,
To,

संलग्न सूची के अनुसार
As per list enclosed


विषय : माह जनवरी 2017 का अंतिम क्षेत्रीय ऊर्जा लेखा ।
Subject –Final REA for the month of January 2017.

महोदय/Sir,

माह जनवरी 2017 का अंतिम क्षेत्रीय ऊर्जा लेखा की एक प्रति इस पत्र के साथ संलग्न कर आपको आवश्यक कार्यवाही हेतु प्रेषित की जा रही है (प्रति हमारी वेबसाइट www.nrpc.gov.in पर भी उपलब्ध है) । उत्तरी क्षेत्र के सभी घटकों से अनुरोध है कि यदि इस लेखा में कोई त्रुटि हो, तो उसे इस लेखा के जारी होने के 15 दिन के भीतर इस कार्यालय को सूचित करें । यदि 15 दिन के भीतर इस संबंध में किसी भी घटक से कोई सूचना नहीं प्राप्त होती है, तो इस लेखा को सही मान कर उसे पूर्णतया अंतिम समझा जायेगा ।

Please find enclosed a copy of Final Regional Energy Account (REA) for the month of January 2017 (also available on www.nrpc.gov.in) for further necessary action. The constituents are requested to intimate the discrepancy / error, if any, within 15 days from the date of issue of this REA. In case no such communication is received from any constituent within 15 days, the REA will be treated as correct and closed.

अनुलग्नक – यथोपरि ।
Encl.: As above.

भवदीय
Yours faithfully,

(हेमन्त कुमार पाण्डेय)
अधीक्षण अभियंता
Superintending Engineer

26/05/17

Northern Regional Power Committee
Final REA for the Month of JANUARY, 2017

Table - A
Details of Plant Availability Factor (PAF) for CS Stations

Constituent	PAFM(%)	PAFY(%)
ANTA GPP	102.872	93.947
AURAIYA GPP	98.821	97.074
BAIRASIUL HEP	75.299	-
CHAMERA HEP	96.136	-
CHAMERA-II HEP	99.865	-
CHAMERA-III HEP	76.324	-
DADRI GPP	97.326	95.278
DADRI TPS	106.034	105.295
DADRI-II TPS	105.541	98.764
DHAULIGANGA HEP	66.932	-
DULHASTI HEP	74.426	-
IGSTPS-JHAJJAR	101.319	93.804
KOLDAM HEP	106.443	-
KOTESHWAR	100.345	-
NATHPA JHAKRI HEP	101.179	-
PARBATI-III	24.430	-
RAMPUR HEP	96.513	-
RIHAND STPS	78.951	82.647
RIHAND-II STPS	101.605	98.443
RIHAND-III STPS	101.737	92.583
SEWA-II HEP	91.715	-
SINGRAULI STPS	101.029	89.087
SALAL HEP	37.590	-
TEHRI HEP	98.048	-
TANAKPUR HEP	36.458	-
UNCHAHAAR-I TPS	102.975	87.434
UNCHAHAAR-II TPS	103.953	98.855
UNCHAHAAR-III TPS	105.766	104.955
URI HEP	52.225	-
URI-II HEP	54.491	-

Northern Regional Power Committee
Final REA for the Month of JANUARY, 2017

Table - C1

WT. AVG. ENTITLEMENTS OF UTILITIES FOR THE MONTH IN CS STATIONS BASED ON GOI ORDERS(%)

Station	BANGLADESH	CHANDIGARH	DELHI	HIMACHAL PRADESH	HARYANA	J & K	ORISSA	PUNJAB	PG-AGRA	PG-BALLIA	PG-BHWADI	PG-DADRI	PG-KURUKSHETRA	PG-RIHAND	RAJASTHAN	RAILWAYS	UTTARAKHAND	UTTAR PRADESH
ANTA GPP	0.000	1.96C	10.500	3.580	5.730	10.139	0.000	14.375	0.000	0.000	0.000	0.000	0.000	0.000	20.218	0.000	5.039	28.459
AURAIYA GPP	0.000	1.28C	10.860	3.320	5.880	8.865	0.000	14.375	0.000	0.000	0.000	0.000	0.000	0.000	9.483	4.530	4.708	36.699
BAIRASUL HEP	0.000	0.00C	11.000	12.000	30.500	0.000	0	46.500	0.000	0.000	0.000	0.000	0.000	0.000	0.000	0.000	0.000	0.000
CHAMERA HEP	0.000	3.90C	7.900	14.900	15.800	3.900	0	10.200	0.000	0.000	0.000	0.000	0.000	0.000	19.600	0.000	3.530	20.270
CHAMERA-II HEP	0.000	1.59C	13.330	15.670	5.670	10.178	0.000	13.210	0.000	0.000	0.000	0.000	0.000	0.000	10.160	0.000	1.498	28.694
CHAMERA-III HEP	0.000	1.37I	12.734	13.000	8.738	10.111	0.000	10.533	0.000	0.000	0.000	0.000	0.000	0.000	11.322	0.000	5.360	26.831
DADRI GPP	0.000	0.97C	10.960	3.010	4.940	8.250	0.000	17.150	0.000	0.000	0.000	0.100	0.000	0.000	9.470	8.430	3.995	32.725
DADRI SOLAR	0	C	0	0	0	0	100.000	0	0	0	0	0	0	0	0	0	0	0
DADRI TPS	0.000	0.00C	30.000	0.000	0.000	0.000	0	0.000	0.000	0.000	0.000	0.000	0.000	0.000	0.000	0.000	0.000	10.000
DADRI-II TPS	1.020	0.29C	74.516	0.230	0.000	1.236	0	1.592	0.255	0.103	0.103	0.000	0.278	0.000	4.847	0.000	0.479	15.051
DHAULIGANGA HEP	0.000	1.49C	13.210	3.570	5.710	9.279	0	12.677	0.000	0.000	0.000	0.000	0.000	0.000	10.058	0.000	17.319	26.687
DULHASTI HEP	0.000	1.24C	12.830	0.000	5.470	24.359	0	10.957	0.000	0.000	0.000	0.000	0.000	0.000	11.288	0.000	5.359	28.497
IGSTPS-JHAJJAR	0.000	0.39C	46.200	0.000	46.200	1.625	0.000	1.355	0.000	0.000	0.000	0.000	0.000	0.000	0.207	0.000	0.630	3.393
KOLDAM HEP	0.000	1.15C	0.000	28.000	9.810	12.600	0	8.972	0.000	0.000	0.000	0.000	0.000	0.000	10.920	0.000	6.556	21.992
KOTESHWAR	0.000	0.87C	9.860	0.000	4.210	6.639	0	8.126	0.000	0.000	0.000	0.000	0.000	0.000	8.629	0.000	18.494	43.172
NAPP	0.000	1.88C	10.680	3.180	6.360	10.613	0	14.187	0.000	0.000	0.000	0.000	0.000	0.000	10.395	0.000	4.907	37.798
NATHPA JHAKRI HEP	0.000	1.04C	9.470	36.470	4.270	9.129	0	11.904	0.000	0.000	0.000	0.000	0.000	0.000	7.739	0.000	0.826	19.152
PARBAT-II	0.000	1.37C	12.730	13.000	8.740	10.109	0	10.537	0.000	0.000	0.000	0.000	0.000	0.000	11.318	0.000	5.359	26.837
RAPPB	0.000	0.663	0.000	0.000	12.889	7.950	0	24.605	0.000	0.000	0.000	0.000	0.000	0.000	35.787	0.000	0.000	18.106
RAPPCC	0.000	1.45C	12.690	3.400	5.670	12.529	0	13.087	0.000	0.000	0.000	0.000	0.000	0.000	20.348	0.000	4.649	26.177
RAMPUR HEP	0.000	0.47C	0.000	41.910	4.150	9.071	0	7.249	0.000	0.000	0.000	0.000	0.000	0.000	7.968	0.000	11.340	17.842
RIHAND STPS	2.500	1.27C	10.000	3.710	6.500	8.120	0	12.437	0.000	0.000	0.000	0.000	0.000	0.080	13.881	0.000	4.365	37.137
RIHAND-II STPS	1.500	1.09C	12.600	3.520	5.700	10.616	0	11.776	0.000	0.000	0.000	0.000	0.000	0.000	14.765	0.000	3.869	34.564

Northern Regional Power Committee

Final REA for the Month of JANUARY, 2017

Table - D2

Energy Scheduled To the Beneficiaries from CS Hydro Stations

(All Figs in LUs)

CS Station	State Utilities	Scheduled Energy	Free Energy (Included in Schedule)
NATHPA JHAKRI HEP :-			
	CHANDIGARH	19.847600	
	DELHI	136.309225	
	HARYANA	81.483400	
	HIMACHAL PRADESH	695.981850	228.346618
	J & K	174.101625	
	PUNJAB	227.626925	
	RAJASTHAN	147.408850	
	URS NR	45.432925	
	UTTAR PRADESH	365.503175	
	UTTARAKHAND	15.689500	
TOTAL NATHPA JHAKRI HEP		1909.385075	
PARBATI-III :-			
	CHANDIGARH	1.602675	
	DELHI	14.901075	
	HARYANA	10.234875	
	HIMACHAL PRADESH	15.216500	15.216500
	J & K	11.842500	
	PUNJAB	12.296350	
	RAJASTHAN	13.269675	
	UTTAR PRADESH	31.407550	
	UTTARAKHAND	6.278800	
TOTAL PARBATI-III		117.050000	
RAMPUR HEP :-			
	CHANDIGARH	2.453275	
	HARYANA	21.664125	
	HIMACHAL PRADESH	218.810325	68.281167
	J & K	47.335675	
	PUNJAB	37.953925	
	RAJASTHAN	41.533350	
	UTTAR PRADESH	93.155575	
	UTTARAKHAND	59.193750	
TOTAL RAMPUR HEP		522.100000	

भारत सरकार
विद्युत मंत्रालय
उत्तर क्षेत्रीय विद्युत समिति
18-ए, श.जीत सिंह मार्ग, कटवारिया सराय,
नई दिल्ली- 110016
Government of India
Ministry of Power
Northern Regional Power Committee
18-A, S. Jeet Singh Marg, Katwaria Sarai,
New Delhi-110016

फोन Phone-26868681 , 26967842
फैक्स Fax : 26865206
ई मेल e- mail: sec-nrpc@nic.in
वेबसाइट Website : www.nrpc.gov.in

सं. उक्षेविस/वाणिज्यिक/201/क्षे.ऊ.ले./2017/5957-98
No. NRPC/Comm/201/ REA/ 2017/

दिनांक: 24, मई, 2017
Dated: 24, May, 2017

सेवामें,
To,

संलग्न सूची के अनुसार
As per list enclosed

विषय : माह फरवरी 2017 का अंतिम क्षेत्रीय ऊर्जा लेखा ।
Subject –Final REA for the month of February 2017.

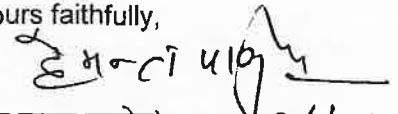
महोदय/Sir,

माह फरवरी 2017 का अंतिम क्षेत्रीय ऊर्जा लेखा की एक प्रति इस पत्र के साथ संलग्न कर आपको आवश्यक कार्यवाही हेतु प्रेषित की जा रही है (प्रति हमारी वेबसाइट www.nrpc.gov.in पर भी उपलब्ध है)। उत्तरी क्षेत्र के सभी घटकों से अनुरोध है कि यदि इस लेखा में कोई त्रुटि हो, तो उसे इस लेखा के जारी होने के 15 दिन के भीतर इस कार्यालय को सूचित करें। यदि 15 दिन के भीतर इस संबंध में किसी भी घटक से कोई सूचना नहीं प्राप्त होती है, तो इस लेखा को सही मान कर उसे पूर्णतया अंतिम समझा जायेगा।

Please find enclosed a copy of Final Regional Energy Account (REA) for the month of February 2017 (also available on www.nrpc.gov.in) for further necessary action. The constituents are requested to intimate the discrepancy / error, if any, within 15 days from the date of issue of this REA. In case no such communication is received from any constituent within 15 days, the REA will be treated as correct and closed.

अनुलग्नक – यथोपरि ।
Encl.: As above.

भवदीय
Yours faithfully,


(हेमन्त कुमार पाण्डेय)
(Hemant Kumar Pandey)
अधीक्षण अभियंता
Superintending Engineer

26/5/17

Northern Regional Power Committee
Final REA for the Month of FEBRUARY, 2017

Table - A
Details of Plant Availability Factor (PAF) for CS Stations

Constituent	PAFM(%)	PAFY(%)
ANTA GPP	102.087	94.630
AURAIYA GPP	99.563	97.282
BAIRASIUL HEP	85.291	-
CHAMERA HEP	101.284	-
CHAMERA-II HEP	103.576	-
CHAMERA-III HEP	0.000	-
DADRI GPP	91.535	94.964
DADRI TPS	105.849	105.341
DADRI-II TPS	105.541	99.332
DHAULIGANGA HEP	50.607	-
DULHASTI HEP	100.125	-
IGSTPS-JHAJJAR	99.601	94.290
KOLDAM HEP	101.294	-
KOTESHWAR	94.396	-
NATHPA JHAKRI HEP	95.612	-
PARBATI-III	25.755	-
RAMPUR HEP	90.857	-
RIHAND STPS	52.275	80.101
RIHAND-II STPS	101.775	98.722
RIHAND-III STPS	102.798	93.439
SEWA-II HEP	104.377	-
SINGRAULI STPS	87.561	88.959
SALAL HEP	51.394	-
TEHRI HEP	88.375	-
TANAKPUR HEP	36.458	-
UNCHAHAHAR-I TPS	106.489	89.031
UNCHAHAHAR-II TPS	105.965	99.451
UNCHAHAHAR-III TPS	105.965	105.040
URI HEP	86.520	-
URI-II HEP	86.718	-

Northern Regional Power Committee

Final REA for the Month of FEBRUARY, 2017

Table - C1

WT. AVG. ENTITLEMENTS OF UTILITIES FOR THE MONTH IN CS STATIONS BASED ON GOI ORDERS(%)

Station	BANGLADESH	CHANDIGARH	DELHI	HIMACHAL PRADESH	HARYANA	J & K	ORISSA	PUNJAB	PG-AGRA	PG-BALIA	PG-BHIVADI	PG-DADRI	PG-KURUKSHETRA	PG-RIBAND	RAJASTHAN	RAILWAYS	UTTARAKHAND	UTTAR PRADESH
ANTA GPP	0.000	1.960	10.500	3.580	5.730	10.760	0.000	11.690	0.000	0.000	0.000	0.000	0.000	0.000	21.920	0.000	5.450	28.410
AURAIYA GPP	0.000	1.280	10.860	3.320	5.880	9.300	0.000	12.520	0.000	0.000	0.000	0.000	0.000	0.000	10.660	4.530	4.990	36.660
BAIRASUL HEP	0.000	0.000	11.000	12.000	30.500	0.000	0	46.500	0.000	0.000	0.000	0.000	0.000	0.000	0.000	0.000	0.000	0.000
CHAMERA HEP	0.000	3.900	7.900	14.900	15.800	3.900	0	10.200	0.000	0.000	0.000	0.000	0.000	0.000	19.600	0.000	3.530	20.270
CHAMERA-II HEP	0.000	1.590	13.330	15.670	5.670	10.920	0.000	10.000	0.000	0.000	0.000	0.000	0.000	0.000	12.200	0.000	1.990	28.630
CHAMERA-III HEP	0.000	1.371	12.734	13.000	8.738	10.732	0.000	7.856	0.000	0.000	0.000	0.000	0.000	0.000	13.024	0.000	5.771	26.774
DADRI GPP	0.000	0.970	10.960	3.010	4.940	8.540	0.000	15.900	0.000	0.000	0.000	0.100	0.000	0.000	10.260	8.430	4.180	32.710
DADRI SOLAR	0	0	0	0	0	0	100.000	0	0	0	0	0	0	0	0	0	0	0
DADRI TPS	0.000	0.000	90.000	0.000	0.000	0.000	0	0.000	0.000	0.000	0.000	0.000	0.000	0.000	0.000	0.000	0.000	10.000
DADRI-II TPS	1.020	0.290	74.516	0.230	0.000	1.470	0	0.560	0.255	0.103	0.103	0.000	0.278	0.000	5.500	0.000	0.640	15.035
DHAULIGANGA HEP	0.000	1.490	13.210	3.570	5.710	9.900	0	10.000	0.000	0.000	0.000	0.000	0.000	0.000	11.760	0.000	17.730	26.630
DULHASTI HEP	0.000	1.240	12.830	0.000	5.470	24.980	0	8.280	0.000	0.000	0.000	0.000	0.000	0.000	12.990	0.000	5.770	28.440
IGSTPS-JHAJJAR	0.000	0.390	46.200	0.000	46.200	1.940	0.000	0.000	0.000	0.000	0.000	0.000	0.000	0.000	1.070	0.000	0.840	3.360
KOLDAM HEP	0.000	1.150	0.000	28.000	9.810	12.890	0	7.730	0.000	0.000	0.000	0.000	0.000	0.000	11.710	0.000	6.750	21.960
KOTESHWAR	0.000	0.870	9.860	0.000	4.210	7.050	0	6.360	0.000	0.000	0.000	0.000	0.000	0.000	9.750	0.000	18.760	43.140
NAPP	0.000	1.880	10.680	3.180	6.360	11.210	0	11.590	0.000	0.000	0.000	0.000	0.000	0.000	12.040	0.000	5.310	37.750
NATHPA JHAKRI HEP	0.000	1.040	9.470	36.470	4.270	9.540	0	10.130	0.000	0.000	0.000	0.000	0.000	0.000	8.860	0.000	1.100	19.120
PARBATI-III	0.000	1.370	12.730	13.000	8.740	10.730	0	7.860	0.000	0.000	0.000	0.000	0.000	0.000	13.020	0.000	5.770	26.780
RAPPB	0.000	0.663	0.000	0.000	12.889	7.950	0	24.605	0.000	0.000	0.000	0.000	0.000	0.000	35.787	0.000	0.000	18.106
RAPPC	0.000	1.450	12.690	3.400	5.670	13.150	0	10.410	0.000	0.000	0.000	0.000	0.000	0.000	22.050	0.000	5.060	26.120
RAMPUR HEP	0.000	0.470	0.000	41.910	4.150	9.450	0	5.620	0.000	0.000	0.000	0.000	0.000	0.000	9.000	0.000	11.590	17.810
RIHAND STPS	2.500	1.270	10.000	3.710	6.500	8.330	0	11.510	0.000	0.000	0.000	0.000	0.000	0.080	14.470	0.000	4.510	37.120
RIHAND-II STPS	1.500	1.090	12.600	3.520	5.700	10.850	0	10.760	0.000	0.000	0.000	0.000	0.000	0.000	15.410	0.000	4.030	34.540

Northern Regional Power Committee
Final REA for the Month of FEBRUARY, 2017

Table - D2

Energy Scheduled To the Beneficiaries from CS Hydro Stations
 (All Figs in LUs)

CS Station	State Utilities	Scheduled Energy	Free Energy (Included in Schedule)
PARBATI-III :-			
	CHANDIGARH	1.521900	
	DELHI	14.150250	
	HARYANA	9.712800	
	HIMACHAL PRADESH	14.449500	14.449500
	J & K	11.927250	
	PUNJAB	8.738100	
	RAJASTHAN	14.475050	
	UTTAR PRADESH	29.762650	
	UTTARAKHAND	6.412500	
TOTAL PARBATI-III		111.150000	
RAMPUR HEP :-			
	CHANDIGARH	2.249000	
	HARYANA	19.858825	
	HIMACHAL PRADESH	200.564350	63.423751
	J & K	45.225325	
	PUNJAB	26.897275	
	RAJASTHAN	43.070850	
	UTTAR PRADESH	85.233200	
	UTTARAKHAND	55.466175	
TOTAL RAMPUR HEP		478.565000	
SEWA-II HEP :-			
	CHANDIGARH	11.205400	
	DELHI	93.410500	
	HARYANA	40.857000	
	J & K	161.185775	92.229579
	PUNJAB	58.384125	
	RAJASTHAN	90.771075	
	UTTAR PRADESH	204.159950	
	UTTARAKHAND	40.863175	
TOTAL SEWA-II HEP		700.837000	
SALAL HEP :-			
	CHANDIGARH	3.747350	
	DELHI	161.554275	
	HARYANA	208.819725	
	HIMACHAL PRADESH	13.759275	
	J & K	478.118200	192.748550
	PUNJAB	369.813150	
	RAJASTHAN	41.014550	
	UTTAR PRADESH	96.621700	
	UTTARAKHAND	16.826775	
TOTAL SALAL HEP		1390.275000	

भारत सरकार
विद्युत मंत्रालय
उत्तर क्षेत्रीय विद्युत समिति
18-ए, श.जीत सिंह मार्ग, कटवारिया सराय,
नई दिल्ली- 110016
Government of India
Ministry of Power
Northern Regional Power Committee
18-A, S. Jeet Singh Marg, Katwaria Sarai,
New Delhi-110016

फोन Phone-26868681 , 26967842
फैक्स Fax : 26865206
ई मेल e-mail: sec-nrpc@nic.in
वेबसाइट Website : www.nrpc.gov.in

सं. उक्षेविस/वाणिज्यिक/201/क्षे.ऊ.ले./2017/6 821 - 6839
No. NRPC/Comml/201/ REA/ 2017/

दिनांक: 14, जून, 2017
Dated: 14, June, 2017

सेवामें,
To,

संलग्न सूची के अनुसार
As per list enclosed

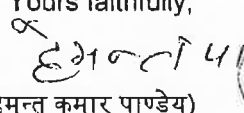
विषय : माह मार्च 2017 का अंतिम क्षेत्रीय ऊर्जा लेखा ।
Subject -Final REA for the month of March 2017.

महोदय/Sir,

माह मार्च 2017 का अंतिम क्षेत्रीय ऊर्जा लेखा की एक प्रति इस पत्र के साथ संलग्न कर आपको आवश्यक कार्यवाही हेतु प्रेषित की जा रही है (प्रति हमारी वेबसाइट www.nrpc.gov.in पर भी उपलब्ध है)। उत्तरी क्षेत्र के सभी घटकों से अनुरोध है कि यदि इस लेखा में कोई त्रुटि हो, तो उसे इस लेखा के जारी होने के 15 दिन के भीतर इस कार्यालय को सूचित करें। यदि 15 दिन के भीतर इस संबंध में किसी भी घटक से कोई सूचना नहीं प्राप्त होती है, तो इस लेखा को सही मान कर उसे पूर्णतया अंतिम समझा जायेगा।

Please find enclosed a copy of Final Regional Energy Account (REA) for the month of March 2017 (also available on www.nrpc.gov.in) for further necessary action. The constituents are requested to intimate the discrepancy / error, if any, within 15 days from the date of issue of this REA. In case no such communication is received from any constituent within 15 days, the REA will be treated as correct and closed.

अनुलग्नक -- यथोपरि ।
Encl.: As above.

भनदीय
Yours faithfully,

(हेमन्त कुमार पाण्डेय)
(Hemant Kumar Pandey)
अधीक्षण अभियंता
Superintending Engineer

14/06/17

Northern Regional Power Committee

Final REA for the Month of MARCH, 2017

Table - A

Details of Plant Availability Factor (PAF) for CS Stations

Constituent	PAFM(%)	PAFY(%)
ANTA GPP	81.542	93.518
AURAIYA GPP	99.557	97.475
BAIRASIUL HEP	102.132	-
CHAMERA HEP	101.843	-
CHAMERA-II HEP	103.551	-
CHAMERA-III HEP	0.000	-
DADRI GPP	37.948	90.122
DADRI TPS	106.037	105.400
DADRI-II TPS	93.625	98.847
DHAULIGANGA HEP	68.565	-
DULHASTI HEP	102.673	-
IGSTPS-JHAJJAR	100.824	94.845
KOLDAM HEP	103.018	-
KOTESHWAR	84.990	-
NATHPA JHAKRI HEP	104.464	-
PARBATI-III	29.725	-
RAMPUR HEP	90.439	-
RIHAND STPS	95.681	81.424
RIHAND-II STPS	101.644	98.971
RIHAND-III STPS	102.104	94.175
SEWA-II HEP	104.377	-
SINGRAULI STPS	94.587	89.437
SALAL HEP	53.504	-
TEHRI HEP	72.714	-
TANAKPUR HEP	36.458	-
UNCHAHAAR-I TPS	106.489	90.514
UNCHAHAAR-II TPS	105.965	100.005
UNCHAHAAR-III TPS	105.965	105.118
URI HEP	100.160	-
URI-II HEP	100.145	-

Northern Regional Power Committee
Final REA for the Month of MARCH, 2017

Table - C1

WT. AVG. ENTITLEMENTS OF UTILITIES FOR THE MONTH IN CS STATIONS BASED ON GOI ORDERS(%)

Station	BANGLADESH	CHANDIGARH	DELHI	HIMACHAL PRADESH	HARYANA	J & K	ORISSA	PUNJAB	PG-AGRA	PG-BALLIA	PG-BHUVADI	PG-DADRI	PG-KURUKSHETRA	PG-RIHAND	RAJASTHAN	RAILWAYS	UTTARAKHAND	UTTAR PRADESH
ANTA GPP	0.000	1.950	10.500	3.580	5.730	10.760	0.000	11.690	0.000	0.000	0.000	0.000	0.000	0.000	21.920	0.000	5.450	28.410
AURAIYA GPP	0.000	1.250	10.860	3.320	5.880	9.300	0.000	12.520	0.000	0.000	0.000	0.000	0.000	0.000	10.660	4.530	4.990	36.660
BAIRASUL HEP	0.000	0.030	11.000	12.000	30.500	0.000	0	46.500	0.000	0.000	0.000	0.000	0.000	0.000	0.000	0.000	0.000	0.000
CHAMERA HEP	0.000	3.930	7.900	14.900	15.800	3.900	0	10.200	0.000	0.000	0.000	0.000	0.000	0.000	19.600	0.000	3.530	20.270
CHAMERA-II HEP	0.000	1.530	13.330	15.670	5.670	10.920	0.000	10.000	0.000	0.000	0.000	0.000	0.000	0.000	12.200	0.000	1.990	28.630
CHAMERA-III HEP	0.000	1.371	12.734	13.000	8.738	10.732	0.000	7.856	0.000	0.000	0.000	0.000	0.000	0.000	13.024	0.000	5.771	26.774
DADRI GPP	0.000	0.970	10.960	3.010	4.940	8.540	0.000	15.900	0.000	0.000	0.000	0.100	0.000	0.000	10.260	8.430	4.180	32.710
DADRI SOLAR	0	0	0	0	0	0	100.000	0	0	0	0	0	0	0	0	0	0	0
DADRI TPS	0.000	0.000	90.000	0.000	0.000	0.000	0	0.000	0.000	0.000	0.000	0.000	0.000	0.000	0.000	0.000	0.000	10.000
DADRI-II TPS	1.020	0.230	74.516	0.230	0.000	1.470	0	0.560	0.255	0.103	0.103	0.000	0.278	0.000	5.500	0.000	0.640	15.035
DHAULGANGA HEP	0.000	1.490	13.210	3.570	5.710	9.900	0	10.000	0.000	0.000	0.000	0.000	0.000	0.000	11.760	0.000	17.730	26.630
DULHASTI HEP	0.000	1.240	12.830	0.000	5.470	24.980	0	8.280	0.000	0.000	0.000	0.000	0.000	0.000	12.990	0.000	6.750	28.440
IGSTPS-JHAJAR	0.000	0.330	46.200	0.000	46.200	1.940	0.000	0.000	0.000	0.000	0.000	0.000	0.000	0.000	1.070	0.000	0.840	3.360
KOLDAM HEP	0.000	1.150	0.000	28.000	9.810	12.890	0	7.730	0.000	0.000	0.000	0.000	0.000	0.000	11.710	0.000	6.750	21.960
KOTESHWAR	0.000	0.870	9.860	0.000	4.210	7.050	0	6.360	0.000	0.000	0.000	0.000	0.000	0.000	9.750	0.000	18.760	43.140
NAPP	0.000	1.830	10.680	3.180	6.360	11.210	0	11.590	0.000	0.000	0.000	0.000	0.000	0.000	12.040	0.000	5.310	37.750
NATHPA JHAKRI HEP	0.000	1.040	9.470	36.470	4.270	9.540	0	10.130	0.000	0.000	0.000	0.000	0.000	0.000	8.860	0.000	1.100	19.120
PARBATI-II	0.000	1.370	12.730	13.000	8.740	10.730	0	7.860	0.000	0.000	0.000	0.000	0.000	0.000	13.020	0.000	5.770	26.780
RAPPB	0.000	0.663	0.000	0.000	12.889	7.950	0	24.605	0.000	0.000	0.000	0.000	0.000	0.000	35.787	0.000	0.000	18.106
RATPC	0.000	1.450	12.690	3.400	5.670	13.150	0	10.410	0.000	0.000	0.000	0.000	0.000	0.000	22.050	0.000	5.060	26.120
RAMPUR HEP	0.000	0.470	0.000	41.910	4.150	9.450	0	5.620	0.000	0.000	0.000	0.000	0.000	0.000	9.000	0.000	11.590	17.810
RIHAND STPS	2.500	1.270	10.000	3.710	6.500	8.330	0	11.510	0.000	0.000	0.000	0.000	0.000	0.080	14.470	0.000	4.510	37.120
RIHAND-II STPS	1.500	1.090	12.600	3.520	5.700	10.850	0	10.760	0.000	0.000	0.000	0.000	0.000	0.000	15.410	0.000	4.030	34.540

Northern Regional Power Committee

Final REA for the Month of MARCH, 2017

Table - D2

Energy Scheduled To the Beneficiaries from CS Hydro Stations

(All Figs in LUs)

CS Station	State Utilities	Scheduled Energy	Free Energy (Included in Schedule)
PARBATI-III :-			
	CHANDIGARH	1.989150	
	DELHI	18.494625	
	HARYANA	12.694800	
	HIMACHAL PRADESH	18.885750	18.885750
	J & K	15.589125	
	PUNJAB	11.420850	
	RAJASTHAN	18.917725	
	UTTAR PRADESH	38.901725	
	UTTARAKHAND	8.381250	
TOTAL PARBATI-III		145.275000	
RAMPUR HEP :-			
	CHANDIGARH	2.524475	
	HARYANA	22.306025	
	HIMACHAL PRADESH	225.285350	71.478443
	J & K	50.802025	
	PUNJAB	30.214300	
	RAJASTHAN	48.379950	
	UTTAR PRADESH	95.739175	
	UTTARAKHAND	62.303700	
TOTAL RAMPUR HEP		537.555000	
SEWA-II HEP :-			
	CHANDIGARH	11.010400	
	DELHI	91.824650	
	HARYANA	40.160150	
	J & K	158.447225	93.772856
	PUNJAB	57.394950	
	RAJASTHAN	89.231575	
	UTTAR PRADESH	200.690900	
	UTTARAKHAND	40.171650	
TOTAL SEWA-II HEP		688.931500	
SALAL HEP :-			
	CHANDIGARH	4.591400	
	DELHI	197.573550	
	HARYANA	255.388475	
	HIMACHAL PRADESH	16.826850	
	J & K	584.732200	238.036032
	PUNJAB	452.279800	
	RAJASTHAN	50.162025	
	UTTAR PRADESH	118.165950	
	UTTARAKHAND	20.579750	
TOTAL SALAL HEP		1700.300000	