



SJVN LIMITED
Commercial & System Operation Department

Provisional bill for Energy supply from NATHPA JHAKRI HPS		
Sr.No.	Month: November-2022	(F.Y): 2022-2023
A1	Annual Fixed Charges "AFC" in Rs. (as approved by CERC)	13592,704,000.00
A2	Annual Design Energy (DE) in MWH	6,612,000.000
A3	Normative Auxiliary Consumption in % (AUX)	1.2
A4	Free Energy for Home State, in % (FEHS)	12.0
A5	Annual Ex-bus Design Energy [DE X (100-AUX)/100] in MWH	6,532,656.000
A6	Annual Ex-bus Saleable Design Energy = [DE X (100-AUX)X(100-FEHS)/10000] in MWH	5,748,737.280
A7	Installed Capacity (IC) in MW	1500
A8	Number of Days in the month (NDM)	30
A9	Number of Days in the year(NDY)	365
A10	Number of Days in the month (N)	30
A11	Normative Annual Plant Availability Factor in % (NAPAF)	90.000
A12	Energy Charge Rate (ECR) for Energy upto Annual Ex-bus Saleable Design Energy in Rs/kwh.[ECR= AFC x0.5 x10 /{ DE in MWH x (100-AUX) x (100 -FEHS)}]	1.182
A13	Energy Charge Rate for Energy in excess of Annual Ex-bus Saleable Design Energy in Rs/kwh.	1.182
Capacity Charges (inclusive of incentive)		
C1	Plant Availability Factor achieved during the month (PAFM) [PAFM = 10000 X $\frac{\sum DC_i}{N \times IC \times (100-Aux)}$] in%	110.223
C2	Capacity Charge (inclusive of incentive) for the month in Rupees [[AFC X 0.5 X NDM / NDY X (PAFM /NAPAF)]	684,122,654.00
Energy Details		
E1	Ex-bus Scheduled Energy for the month in kwh	306,855,773.9
E2	Free Power to the Home State as per REA in kwh	37,252,967.7
E3	Ex-bus Saleable Scheduled Energy for the month in kwh. [{ Ex bus Scheduled Energy in kwh } X (100-FEHS)/100] = E1-E2	269,602,806.2
E4	Ex-bus Scheduled Energy (cumulative) up to this month in kwh	6,135,212,427.1
E5	Free Power to the Home State (cumulative) up to this month in kwh.	742,644,276.6
E6	Ex-bus Saleable Scheduled Energy (cumulative) up to this month in kwh. [{ Ex-bus Scheduled cummulative Energy in kwh } X (100-FEHS)/100] = E4-E5 kWh	5,392,568,150.5
E7	Energy in excess of Annual Ex-bus Saleable Design Energy for this month in Kwh. [{ Ex-bus Saleable Scheduled Energy cumulative upto the month in Kwh } - { Annual Ex-bus Saleable Design Energy in Kwh }]	0.0
E8	Energy upto annual Ex-bus Saleable Design Energy for the month in Kwh. [{ Ex-bus Saleable Scheduled Energy during the month in Kwh } - { Energy in excess of Annual Ex-bus Saleable Design Energy in Kwh }] (E3-E7)	269,602,806.2
Energy Charges		
EE1	Energy Charges for the energy upto the Saleable Design Energy for the month in Rs. = [(ECR in Rs./kwh) X (Ex -bus Saleable Scheduled Energy up to Annual Ex-bus Saleable Design Energy)] (E8*A12)	318,670,517.00
EE2	Energy Charges for Energy in excess of Annual Exbus Saleable Design Energy in Rs. [{ Ex -bus Saleable Scheduled Energy in excess of Annual Ex -bus Saleable Design Energy in kwh } X Energy Charge Rate (Rs./kwh)] (E7*A13)	0.00
Total Charges in Rupees (C2 + EE1 + EE2)		1,002,793,171.00

BH → 3



SJVN LIMITED
Commercial & System Operation Department

Weighted Avg. %age Capacity Allocations to Beneficiaries of NATHPA JHAKRI HPS as per Provisional REA dated 02.12.2022					
For the month of November-2022 , Financial Year: 2022-2023 , Period: 01.11.2022 to 30.11.2022					
Sr. No.	Name of Beneficiaries	Wtd. Avg. %age Capacity Allocation(Including 12% Free Power)	Wtd. Avg. %age Capacity Allocation of GoHP including 22% equity and 12% Free Power after allocating SoR share to HPESB	Wtd. Avg %age Capacity allocation(excluding 12% free power from the share of Go HP)	Proportionate Weighted Avg. %age Capacity Allocation excluding Free Power
		A	B	C	D = C/0.88
1	CHANDIGARH	1.280	1.280	1.280	1.455
2	DELHI	9.470	9.470	9.470	10.761
3	GoHP	36.470	34.000	22.000	25.000
4	HPSEB	0.000	2.470	2.470	2.807
5	HARYANA	4.270	4.270	4.270	4.852
6	J & K	14.610	14.610	14.610	16.602
7	PUNJAB	10.130	10.130	10.130	11.511
8	MPPMCL	0.160	0.160	0.160	0.182
9	RAJASTHAN	7.470	7.470	7.470	8.489
11	UTTAR PRADESH	15.940	15.940	15.940	18.114
15	NDMC,DELHI	0.200	0.200	0.200	0.227
	Total	100.000	100.000	88.000	100.000

Weighted Avg. % age Capacity Allocations to Discoms of DELHI for FY: 2022-2023, Period: 01.11.2022 to 30.11.2022				
Sr. No.	DELHI Discoms	%age Share	Weighted Avg. %age Capacity Allocation (inclusive of 12% Free Power)	Weighted Avg. %age Capacity Allocation (exclusive of 12% Free Power)
1	TPDDL	30.680	2.905	3.302
2	BSES RAJDHANI POWER	43.920	4.159	4.726
3	BSES YAMUNA POWER	25.400	2.406	2.733
	TOTAL	100.000	9.470	10.761

Weighted Avg. % age Capacity Allocations to Discoms of RAJASTHIAN for FY: 2022-2023, Period: 01.11.2022 to 30.11.2022				
Sr. No.	RAJASTHAN Discoms	%age Share	Weighted Avg. %age Capacity Allocation (inclusive of 12% Free Power)	Weighted Avg. %age Capacity Allocation (exclusive of 12% Free Power)
1	AJMER VVNL	26.640	1.990	2.262
2	JAIPUR VVNL	39.280	2.934	3.334
3	JODHPUR VVNL	34.080	2.546	2.893
	TOTAL	100.000	7.470	8.489

Handwritten signature



SJVN LIMITED

Commercial & System Operation Department

Beneficiary-wise breakup of Capacity & Energy Charges of NATHPA JHAKRI HPS for the month of November-2022

Sr. No.	Name of Beneficiaries	Weighted Avg. % capacity Allocation (after excluding of 12% free power)	Capacity Charges (inclusive of Incentive) for the month (Rs)	Energy Charges for the month (Rs)					Total Charges for the month (Rs)	
				As per Provisional REA	Upto Annual Ex-bus Saleable Design energy	In excess of Annual Ex-bus saleable Design energy	Upto Annual Ex-bus saleable Design Energy	In excess of Annual Ex-bus saleable Design Energy		Total
		A	B	C	D	E	F = D * 1.182	G = E * 1.182	H = F + G	I = B + H
1	CHANDIGARH	1.455	9,953,985.00	3927753.6	3927753.6	0.0	4,642,605.00	0.00	4,642,605.00	14,596,590.00
2	TPDDL	3.302	22,589,730.00	8916724.1	8916724.1	0.0	10,539,568.00	0.00	10,539,568.00	33,129,298.00
3	BSES RAJDHANI POWER	4.726	32,331,637.00	12762339.6	12762339.6	0.0	15,085,085.00	0.00	15,085,085.00	47,416,722.00
4	BSES YAMUNA POWER	2.733	18,697,072.00	7379664.9	7379664.9	0.0	8,722,764.00	0.00	8,722,764.00	27,419,836.00
5	GoHP	25.000	171,030,664.00	67508270.3	67508270.3	0.0	79,794,775.00	0.00	79,794,775.00	250,825,439.00
6	HPSEB	2.807	19,203,323.00	7149061.8	7149061.8	0.0	8,450,191.00	0.00	8,450,191.00	27,653,514.00
7	HARYANA	4.852	33,193,631.00	13102748.3	13102748.3	0.0	15,487,448.00	0.00	15,487,448.00	48,681,079.00
8	J & K	16.602	113,578,043.00	44831617.3	44831617.3	0.0	52,990,972.00	0.00	52,990,972.00	166,569,015.00
9	PUNJAB	11.511	78,749,359.00	31084479.7	31084479.7	0.0	36,741,855.00	0.00	36,741,855.00	115,491,214.00
10	MPPMCL	0.182	1,245,103.00	490969.2	490969.2	0.0	580,326.00	0.00	580,326.00	1,825,429.00
11	AJMER VVNL	2.262	15,474,854.00	6106456.0	6106456.0	0.0	7,217,831.00	0.00	7,217,831.00	22,692,685.00
12	JAIPUR VVNL	3.334	22,808,649.00	9003813.6	9003813.6	0.0	10,642,508.00	0.00	10,642,508.00	33,451,157.00
13	JODHPUR VVNL	2.893	19,791,668.00	7811862.7	7811862.7	0.0	9,233,622.00	0.00	9,233,622.00	29,025,290.00
14	UTTAR PRADESH	18.114	123,921,978.00	48912814.9	48912814.9	0.0	57,814,947.00	0.00	57,814,947.00	181,736,925.00
15	NDMC,DELHI	0.227	1,552,958.00	614230.2	614230.2	0.0	726,020.00	0.00	726,020.00	2,278,978.00
	TOTAL	100.000	684122654.00	269602806.2	269602806.2	0.0	318670517.00	0.00	318670517.00	1002793171.00

Prepared by

Signature:

Name:

Designation:

Checked by

Signature:

Name:

Designation:

Issued by

Signature:

Name:

Designation:

In case of any discrepancy, contact the following

Name: Aman Katoch

Designation: DEPUTY GENERAL MANAGER

Phone: 0177-2660214

Mobile No.: 8628840470 Fax: 0177-2660211

Name: Ashok Kumar

Designation: SR.ADDITIONAL GENERAL MANAGER

Phone: 0177-2660212

Mobile No.: 9418023559 Fax: 0177-2660211

Name: Harish Kumar Sharma

Designation: CHIEF GENERAL MANAGER

Phone: 0177-2660210

Mobile No.: 9418162544 Fax: 0177-2660211



SJVN LIMITED
Commercial & System Operation Department

Beneficiary wise Breakup of NRLDC Fees & Charges of NATHPA JHAKRI HPS For the month of November-2022				
Sr. No.	Name of Beneficiaries	Wtd. Avg. %age Capacity Allocation as per REA	NRLDC Fees & Charges issued by POSOCO(Rs.)	Amount Payble by Beneficiaries(Rs.)
01	CHANDIGARH	1.280	673,073.00	8,615.00
02	TPDDL	2.905		19,553.00
03	BSES RAJDHANI POWER	4.159		27,993.00
04	BSES YAMUNA POWER	2.406		16,194.00
05	GoHP	34.000		228,845.00
06	HPSEB	2.470		16,625.00
07	HARYANA	4.270		28,740.00
08	J & K	14.610		98,337.00
09	PUNJAB	10.130		68,182.00
10	MPPMCL	0.160		1,077.00
11	AJMER VVNL	1.990		13,394.00
12	JAIPUR VVNL	2.934		19,748.00
13	JODHPUR VVNL	2.546		17,136.00
14	UTTAR PRADESH	15.940		107,288.00
15	NDMC,DELHI	0.200		1,346.00
	TOTAL	100.000	673,073.00	673,073.00

Bh 2.



भारत सरकार
Government of India
विद्युत मंत्रालय
Ministry of Power
उत्तर क्षेत्रीय विद्युत समिति
Northern Regional Power Committee

सं.: उक्षेविस/वाणिज्यिक/201/क्षे.ऊ.ले./2022/11658-11696

दिनांक: 02 दिसंबर, 2022

सेवा में,

To,

संलग्न सूची के अनुसार

As per list enclosed

विषय: नवम्बर 2022 माह का ए.बी.टी. आधारित प्रोविजनल क्षेत्रीय ऊर्जा लेखा।

Subject: ABT based Provisional REA for the month of November, 2022.

महोदय/ Sir,

नवम्बर 2022 माह के ए.बी.टी. आधारित प्रोविजनल क्षेत्रीय ऊर्जा लेखा की प्रति इस पत्र के साथ संलग्न कर आपको आवश्यक कार्यवाही हेतु प्रेषित की जा रही है। महीने के लिए डेटा उत्तर क्षेत्रीय भार प्रेषण केंद्र द्वारा दिए गए अनुसूचित आंकड़ों व 20 नवम्बर, 2022 तक के प्रसंस्कृत शिड्यूल / मीटर डेटा से लिया गया है।


Please find enclosed herewith the ABT based Provisional REA for the month of November, 2022 for further necessary action by the constituents. The data has been taken as per schedule given by NRLDC for the month and processed schedule/ meter data upto 20th November, 2022.

अनुलग्नक-यथोपरि।

Encl.: As above.

भवदीय

Yours faithfully


2/12/2022
अधीक्षण अभियंता
Superintending Engineer

Northern Regional Power Committee
Provisional REA for the Month of NOVEMBER, 2022

Table - C1

WT. AVG. ENTITLEMENTS OF UTILITIES FOR THE MONTH IN CS STATIONS BASED ON GOI ORDERS(%)

Station	BANGLADESH	CHANDIGARH	CHHATTISGARH	DELHI	GURJAT	HIMACHAL PRADESH	HARYANA	J & K	M.P.	ORISSA	PUNJAB	PG-AGRA	PG-BALLIA	PG-BHAWADI	PG-DADRI	PG-KURUKSHETRA	PG-RIHAND	RAJASTHAN	SURRENDERED POWER	UTTARAKHAND	UTTAR PRADESH
ANTA GPP	0.000	2.330	0.000	10.810	0.000	0.000	0.000	18.440	0.240	0.000	0.000	0.000	0.000	0.000	0.000	0.000	0.000	0.000	40.810	3.790	23.580
AURAIYA GPP	0.000	1.880	0.000	11.160	0.000	0.000	0.000	18.080	0.240	0.000	0.000	0.000	0.000	0.000	0.000	0.000	0.000	0.000	30.920	3.840	33.880
BAIRASIUL HEP	0.000	0.000	0.000	11.000	0.000	12.000	30.500	0.000	0.000	0	46.500	0.000	0.000	0.000	0.000	0.000	0.000	0.000	0.000	0.000	0.000
CHAMERA HEP	0.000	3.900	0.000	7.900	0.000	14.900	15.800	3.900	0.000	0	10.200	0.000	0.000	0.000	0.000	0.000	0.000	19.600	0.000	0.000	0.000
CHAMERA-II HEP	0.000	2.030	0.000	13.700	0.000	15.670	5.670	20.120	0.290	0.000	10.000	0.000	0.000	0.000	0.000	0.000	0.000	9.670	0.000	0.000	0.000
CHAMERA-III HEP	0.000	1.738	0.000	13.034	0.000	13.000	8.738	18.395	0.240	0.000	7.856	0.000	0.000	0.000	0.000	0.000	0.000	10.914	0.000	0.000	0.000
DADRI GPP	0.000	1.790	0.000	11.280	0.000	0.000	0.000	18.660	0.240	0.000	0.000	0.000	0.000	0.000	0.000	0.000	0.000	0.000	33.130	3.410	31.490
DADRI SOLAR	0	0	0	0	0	0	0	0	0	100.000	0	0	0	0	0	0	0	0	0	0	0
DADRI TPS	0.000	0.000	0.000	0.000	68.690	0.000	0.000	0.000	0.000	0	0.000	0.000	0.000	0.000	0.000	0.000	0.000	21.310	0.000	0.000	0.000
DADRI-II TPS	1.020	0.129	0.000	74.635	0.000	0.180	0.000	1.306	0.230	0	0.460	0.255	0.103	0.103	0.082	0.357	0.000	7.820	0.000	0.000	0.000
DHAULIGANGA HEP	0.000	1.860	0.000	13.510	0.000	3.570	5.710	17.560	0.240	0	10.000	0.000	0.000	0.000	0.000	0.000	0.000	9.650	0.000	0.000	0.000
DULHASTI HEP	0.000	1.610	0.000	13.130	0.000	0.000	5.470	32.640	0.240	0	8.280	0.000	0.000	0.000	0.000	0.000	0.000	10.880	0.000	0.000	0.000
IGSTPS-JHAJJAR	0.000	0.580	0.000	46.350	0.000	0.000	46.200	5.820	0.120	0.000	0.000	0.000	0.000	0.000	0.000	0.000	0.000	0.000	0.000	0.000	0.000
KOLDAM HEP	0.000	1.320	0.000	0.140	0.000	28.000	9.810	16.430	0.120	0	7.730	0.000	0.000	0.000	0.000	0.000	0.000	10.730	0.000	0.000	0.000
KOTESHWAR	0.000	1.110	0.000	10.070	0.000	0.000	4.210	12.100	0.160	0	6.360	0.000	0.000	0.000	0.000	0.000	0.000	8.360	0.000	0.000	0.000
KISHANGANGA HEP	0.000	1.140	30.300	0.300	0.000	0.000	0.000	24.500	0.240	0	0.000	0.000	0.000	0.000	0.000	0.000	0.000	0.000	0.000	0.000	0.000
MEJA TPS	0.000	0.800	0.000	0.150	0.000	0.000	0.000	8.630	0.120	0	3.640	0.000	0.000	0.000	0.000	0.000	0.000	0.000	0.000	0.000	0.000
NAPP	0.000	2.240	0.000	10.980	0.000	3.180	6.360	18.640	0.240	0	11.590	0.000	0.000	0.000	0.000	0.000	0.000	5.000	0.000	0.000	0.000
NATHPA JHAKRI HEP	0.000	1.280	0.000	9.670	0.000	36.470	4.270	14.610	0.160	0	10.130	0.000	0.000	0.000	0.000	0.000	0.000	7.470	0.000	0.000	0.000
PARBATI-III	0.000	1.740	0.000	13.030	0.000	13.000	8.740	18.390	0.240	0	7.860	0.000	0.000	0.000	0.000	0.000	0.000	10.910	0.000	0.000	0.000
RAPPB	0.000	0.663	0.000	0.000	0.000	0.000	12.889	7.950	0.000	0	24.604	0.000	0.000	0.000	0.000	0.000	0.000	35.787	0.000	0.000	0.000
RAPPCC	0.000	1.820	0.000	12.990	0.000	3.400	5.670	20.810	0.240	0	10.410	0.000	0.000	0.000	0.000	0.000	0.000	19.940	0.000	0.000	0.000
RAMPUR HEP	0.000	0.690	0.000	0.190	0.000	41.910	4.150	14.120	0.150	0	5.620	0.000	0.000	0.000	0.000	0.000	0.000	7.720	0.000	0.000	0.000

Northern Regional Power Committee
Provisional REA for the Month of NOVEMBER, 2022

Table - D2

Energy Scheduled To the Beneficiaries from CS Hydro Stations

(All Figs in LUs)

CS Station	State Utilities	Scheduled Energy	Free Energy (Included in Schedule)
KOTESHWAR :-			
	CHANDIGARH	6.857063	
	DELHI	62.201639	
	HARYANA	26.003779	
	J & K	74.739734	
	M.P.	0.988296	
	PUNJAB	39.284766	
	RAJASTHAN	51.638466	
	UTTAR PRADESH	246.826926	
	UTTARAKHAND	109.145699	76.163125
TOTAL KOTESHWAR		617.686368	
KISHANGANGA HEP :-			
	CHANDIGARH	3.813352	
	CHHATTISGARH	101.356015	
	DELHI	1.003405	
	J & K	81.954715	44.853615
	M.P.	0.802724	
	UTTAR PRADESH	145.578380	
TOTAL KISHANGANGA HEP		334.508591	
NATHPA JHAKRI HEP :-			
	CHANDIGARH	39.277536	
	DELHI	296.729588	
	HARYANA	131.027483	
	HIMACHAL PRADESH	1119.102998	372.529677
	J & K	448.316173	
	M.P.	4.909692	
	PUNJAB	310.844797	
	RAJASTHAN	229.221323	
	UTTAR PRADESH	489.128149	
TOTAL NATHPA JHAKRI HEP		3068.557739	
PARBATI-III :-			
	CHANDIGARH	3.615340	
	DELHI	27.073147	
	HARYANA	18.159480	
	HIMACHAL PRADESH	27.010750	27.010750
	J & K	38.209887	
	M.P.	0.498660	
	PUNJAB	16.331060	
	RAJASTHAN	22.668317	
	UTTAR PRADESH	45.669000	
	UTTARAKHAND	8.539617	
TOTAL PARBATI-III		207.775258	

पावर सिस्टम ऑपरेशन कारपोरेशन लिमिटेड
(भारत सरकार का उद्यम)
POWER SYSTEM OPERATION CORPORATION LIMITED
(A Govt. of India Enterprise)



उत्तरी क्षेत्रीय भार प्रेषण केन्द्र / NORTHERN REGIONAL LOAD DESPATCH CENTRE
कार्यालय : 18-ए, शहीद जीत सिंह सनसनवाल मार्ग, कटवारिया सराय, नई दिल्ली- 110016
OFFICE : 18-A, Shaheed Jeet Singh Sansanwal Marg, Katwaria Sarai, New Delhi- 110016
CIN : U40105DL2009GO1188682, Website : www.nrlcdc.org, www.nrlcdc.in, Tel: 011- 26519406, 26523869, Fax : 011- 26852747

संदर्भ: NR/2022-23/1047
Ref : NR/2022-23/1047

दिनांक: 01-दिसंबर-2022
Dated: 01-12-2022

सेवा मे,
To,
GM
Nathpa-Jhakri HPS
Satluj Jal Vidyut Nigam Ltd.
Rampur,
Shimla, HP
172201

विषय: उ.क्षे.भा.प्रे.के. का शुल्क एवं प्रभार का नवंबर, 2022 माह के लिए आपूर्ति बिल।
Sub : Bill of Supply for the month of November, 2022 for NRLDC Fees and Charges

महोदय / महोदया,
Dear Sir / Madam,

नवंबर, 2022 माह का उ.क्षे.भा.प्रे.के. के शुल्क एवं प्रभार बिल संलग्न है। Nathpa-Jhakri HPS द्वारा देय कुल बिल राशि ₹6,73,073/- है, यह बिल सी.ई.आर.सी.के (क्षेत्रीय भार प्रेषण केन्द्र के शुल्क एवं प्रभार तथा अन्य संबंधित विषय) विनियम 2019 के अनुसार तैयार किया गया है।

साथ ही यह विधेयक याचिका संख्या 374/एमपी/2019 के संबंध में पारित आदेश दिनांक 31 मई 2021 के अनुसार तैयार किया गया है।

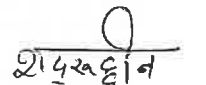
उपरोक्त बिल राशि का भुगतान पोर्टल (<https://fc.posoco.in/FnCWeb/>) के माध्यम से करने या पोर्टल के प्रारंभिक खंड में भुगतान विवरण (जैरो भुगतान की गई राशि, तिथि, यूटीआर नंबर, छूट, तिडीएस आदि) प्रदान करने का अनुरोध किया जाता है। पोर्टल (<https://fc.posoco.in/FnCWeb/>) का लिंक उ.क्षे.भा.प्रे.के. के वेबसाइट में दिया गया है।

The bill for the month of November, 2022 for the Fee and Charges of Northern Regional Load Despatch Centre is attached. Net bill amount payable by Nathpa-Jhakri HPS is ₹6,73,073. This bill has been prepared in line with the CERC (Fees and Charges of Regional Load Despatch Centre and other related matters) Regulations 2019.

Further, this bill has been prepared in accordance with the order dated May 31, 2021, passed in respect of petition No. 374/MP/2019.

It is requested to pay the above bill amount through the portal (<https://fc.posoco.in/FnCWeb/>) or provide the payment details (like amount paid, date, UTR number, discount, TDS etc.) in the relevant section of the portal. The link of the Portal (<https://fc.posoco.in/FnCWeb/>) is available in the website of NRLDC.

भवदीय,
For & On Behalf Of
पावर सिस्टम ऑपरेशन कॉर्पोरेशन लिमिटेड
Power System Operation Corporation Limited


(Sheikh Shadrudin)

General Manager
Northern Regional Load Despatch Centre

पावर सिस्टम ऑपरेशन कारपोरेशन लिमिटेड

(भारत सरकार का उद्यम)

POWER SYSTEM OPERATION CORPORATION LIMITED

(A Govt. of India Enterprise)



उत्तरी क्षेत्रीय भार प्रेशण केन्द्र / NORTHERN REGIONAL LOAD DESPATCH CENTRE

कार्यालय : 18-ए, शहीद जीत सिंह सनसनवाल मार्ग, कटवारिया सराय, नई दिल्ली- 110016

OFFICE : 18-A, Shaheed Jeet Singh Sansanwal Marg, Katwaria Sarai, New Delhi- 110016

CIN : U40105DL2009GOI188682, Website : www.nrlcdc.org, www.nrlcdc.in, Tel. : 011- 26519406, 26523869, Fax : 011- 26852747

BILL OF SUPPLY FOR THE MONTH OF : November, 2022

Bill No: NR/2022-23/1047

Date of Issue : 01-12-2022

Category of User : Generating Station
Name of the user : Nathpa-Jhakri HPS
Address : Satluj Jal Vidyut Nigam Ltd.
Rampur,
Shimla, HP
172201
Registration No : NRRNJ1GN

SI No	Description	Amount(₹)
NRLDC Fees and Charges		
1	RLDC Charges as per Annexure I	6,73,073
Rupees Six Lakh Seventy Three Thousand Seventy Three Only.		

1. This bill has been issued in accordance with Regulation 34 of CERC (Fees and Charges of Regional Load Despatch Centre and other related matters) Regulation 2019 dated 05.04.2019 and CERC order dated 31.05.2021 in petition no. 374/MP/ 2019.

2. Rebate and Late payment surcharge shall be allowed as per relevant provisions of CERC Regulations 2019

3. Details of the payment made such as date of payment, amount paid, UTR, Rebate and TDS deducted, etc., please be entered in the Payments section of the Online Fees and Charges application (<https://fc.posoco.in/FnCWeb/#/landing>).

4. Payment shall be made through Payment Gateway / RTGS / NEFT to POSOCO, NRLDC as given below:

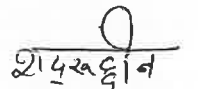
1st Bank Account Details:

Account Name: POSOCO-RLDC Fee & Charges Account
Bank Name: State Bank Of India
Account Number: 40232781809
RTGS / IFS Code: SBIN0004688

2nd Bank Account Details:

Account Name: POSOCO-RLDC Fee & Charges Account
Bank Name: ICICI Bank Ltd
Account Number: 000705051613
RTGS / IFS Code: ICIC0000007
POSOCO Pan No: AAFCP2086B
POSOCO Tan No: DELP17480B
NRLDC GSTIN: 07AAFCP2086B1ZO
SAC: 996911

भवदीय,
For & On Behalf Of
पावर सिस्टम ऑपरेशन कॉर्पोरेशन लिमिटेड
Power System Operation Corporation Limited



(Sheikh Shadrudin)

General Manager
Northern Regional Load Despatch Centre