

एसजेवीएन लिमिटेड
SJVN Limited

(भारत सरकार एवं हिमाचल प्रदेश सरकार का संयुक्त उपक्रम)
(A Joint Venture of Govt. of India & Govt. of Himachal Pradesh)

नवरत्न सी. पी. एस. ई.

A Navratna CPSE

CIN No : L40101HP1988GOI008409



संख्या:एसजेवीएन/का.मु./पर्या./एफ-21/2024-210

दिनांक: 26/11/2024

सेवा में,

सदस्य सचिव,

राज्य स्तरीय पर्यावरण प्रभाव आकलन प्राधिकरण,

पर्यावरण, विगज्ञान और प्रौद्योगिकी विभाग, हिमाचल प्रदेश सरकार,

पर्यावरण भवन, यूएस क्लब के पास, शिमला - 171001

ई-मेल : membersecyhpseiaa@yahoo.in

विषय: कारपोरेट कार्यालय परिसर, शनान, शिमला में पर्यावरणीय स्थितियों की अनुपालना पर छमाही रिपोर्ट (अप्रैल, 24 से सितंबर, 2024 तक की अवधि हेतु)

संदर्भ: पर्यावरण मंजूरी सं.-एचपीएसईआईएए/2011/90-3068, 30 दिसंबर, 2011

महोदय,

कृपया उपर्युक्त संदर्भ का संदर्भ लें, जिसके तहत शिमला के शनान में एसजेवीएन के कारपोरेट कार्यालय परिसर को पर्यावरण मंजूरी प्रदान की गई है। इसके अलावा, पर्यावरण मंजूरी की शर्तों के कार्यान्वयन पर छमाही स्थिति रिपोर्ट प्रस्तुत करना निर्धारित है। इसलिए, पर्यावरणीय परिस्थितियों की अनुपालना पर छमाही रिपोर्ट (सितंबर, 2024 को समाप्त अवधि हेतु) आपकी जानकारी के लिए सादर प्रस्तुत की जाती है।

संलग्नक: यथोपरि।

सधन्यवाद,

भवदीय,

एसजेवीएन लिमिटेड के लिए,

John Math 26/11/24
(विभागाध्यक्ष)

निगमित पर्यावरण विभाग

कारपोरेट मुख्यालय : शक्ति सदन, शनान,
शिमला-171006 (हि.प्र.) www.sjvn.nic.in
दूरभाष : 0177-2660003/4/5/6 फ़ैक्स : 0177-2660001
सम्पर्क कार्यालय : ऑफिस ब्लॉक, टावर-1, 6वीं मंजिल,
एनबीसीसी कॉम्प्लेक्स, पूर्वी किदवाई नगर, नई दिल्ली-110023
दूरभाष : 011-61901919 फ़ैक्स : 011-61901915

अपने तथा राष्ट्र के हित में ऊर्जा की बचत करें।

Corporate H.Q. : Shakti Sadan, Shanan,
Shimla-171006, (H.P.) www.sjvn.nic.in
Tele : 0177-2660003/4/5/6, Fax : 0177-2660001
Liaison Office : Office Block, Tower-1, 6th Floor,
NBCC Complex, East Kidwai Nagar, New Delhi-110023
Tele : 011-61901919, Fax : 011-61901915

SAVE ENERGY FOR BENEFIT OF SELF AND NATION

प्रतिलिपि (केवल ईमेल के माध्यम से):

1. सदस्य सचिव, हिमाचल प्रदेश राज्य प्रदूषण नियंत्रण बोर्ड, हिम परिवेश, फ़ेस-III, न्यू शिमला-171009, मेल आईडी: mspcb-hp@nic.in
2. निदेशक पर्यावरण, विज्ञान प्रौद्योगिकी एव जलवायु परिवर्तन विभाग, हिमाचल प्रदेश सरकार पर्यावरण भवन, यूएस क्लब के पास, शिमला हिमाचल प्रदेश -170001 मेल आईडी: misofficer-dest@hp.gov.in, dbt-hp@nic.in

SIX MONTHLY COMPLIANCE REPORT FOR
April 24 to September 2024 period

A) <u>Condition imposed by SEIAA MoEF&CC, GoI while granting Environment Clearance</u> <u>Vide letter no. HPSEIAA/2011/90-3068 dated 30/12/2011</u>		
S. No.	Conditions Imposed	Compliance Status
Part A Specific Conditions		
I-Construction Phase:		
1	“Consent to Establish” shall be obtained from H.P. State Pollution Control Board under Water (Prevention and Control of Pollution) Act 1974 and Air (Prevention and Control of Pollution) Act 1981 a copy of same shall be submitted to State Environment Impact Assessment Authority (SEIAA) before start of any construction work at the site.	Consent to establish has already been obtained. Further renewal of CTE has been obtained from HPSPCB and is valid up to 31.03.2025 (Annexure-1)
2	Provisions shall be made for the housing of labour within the site with all necessary infrastructure and facilities such as fuel for cooking, mobile toilets, mobile STP, safe drinking water, medical health care, crèche etc. The housing may be in the form of temporary structures to be removed after the completion of the project.	Provision for the housing of labor with all necessary infrastructure and facilities has been made by the relevant Contractor during the construction period.
3	All required sanitary and hygienic measures should be taken before, during and after the completion of project.	All required sanitary and hygienic measures have been taken care before, during and after the completion of project.
4	A First Aid Room will be provided in the project both during construction and operation phase of the project.	A First Aid Room has been provided during construction. In operation phase, medical room has been provided at ground floor of office building with facility of resident doctor.
5	Adequate drinking water, fuel and sanitary facilities should be provided for construction workers at the site. Provisions should be made for mobile toilets. The safe disposal of waste water and solid wastes generated during the construction activities should be ensured.	All the necessary action has been taken during construction work.
6	All the top soil excavated during construction activities should be stored for use in horticulture/landscape development within the project site.	All the top soil excavated during construction activities had been utilized in horticulture/landscape developments within the project site.

7	Disposal of muck including excavated material during construction phase should not create any adverse effects on the neighboring communities and disposed off taking the necessary precautions for general safety and health aspects of public, only in approved sites with the approval of competent authority.	SJVN is disposing the muck on approved dumping site of MC as various construction works are in progress at CHQ campus. The permission for dumping of debris/C&D waste was granted to SJVN by MC valid up to 31.08.2024. Further matter has been taken up for renewal of permission form M.C. Latest receipt of approval is awaited from M.C. (Annexure-2) 1) Dumping site situated near SWM Project Bharyal Totu, Shimla.
8	Soil and ground water samples shall be got tested from authorized agency to ascertain that there is no threat to ground water quality by leaching of heavy metals and other toxic contaminants.	The Construction of Office Complex does not employ usage of heavy metals and the chances of leaching into aquifer is negligible. However, the samples taken of soil and ground water got tested from NABL accredited laboratory. (Report Enclosed –Annexure 3)
9	Any hazardous waste generated during construction phase should be disposed off as per applicable rules and norms with necessary approvals of the competent authority.	No such hazardous waste generated during construction phase.
10	Diesel generator sets during construction phase should have acoustic enclosures and should conform to Environment (Protection) Act, 1986 and Rules framed there under for air and noise emission standards. Low Sulphur diesel type should be used.	Acoustic Enclosures Diesel generators were used during construction phase. During last six months no DG set was used for Construction. Further stack monitoring and ambient noise level are measured at regular period (Report Enclosed –Annexure 3)
11	The diesel required for operating DG sets shall be stored in underground tanks and if required, clearance from Chief Controller of Explosives shall be taken.	N-A
12	Vehicles/equipment deployed during construction phase should be in good conditions and should conform to applicable air and noise emission standards, should have vehicle pollution check certificate and should be operated only during non-peaking hours.	It is being ensured by relevant agencies that all the vehicles used for construction activities are having valid Pollution under Check (PUC) certificates.

13	Ambient noise levels should conform to residential standards both during day and night. Only limited necessary construction should be done during night time. Fortnightly monitoring of ambient air quality (SPM, SO ₂ and NO _x) and equivalent noise levels should be ensured during construction phase should be closely monitored during construction phase so as to conform to the stipulated standards fixed by the competent authority.	Being complied.
14	Storm water control and its re-uses for various applications as per guidelines.	Storm water from terraces and other open areas is collected through rainwater down take pipes connected to a Rain Water Harvesting System having a capacity of 50000 liters.
15	Boundary wall shall be constructed in such a manner as not to be obstructing the flow of storm water. Necessary arrangement shall be made for the drainage of surrounding area.	Necessary arrangements are being made to facilitate free drainage.
16	Water demand during construction should be reduced by use of pre-mixed concrete, curing agents and other best practices and technologies available.	Water demand during construction was reduced by use of pre-mixed concrete, curing agents and other best practices referred.
17	Permission to draw ground water shall be obtained from the competent authority prior to construction/operation of the project.	Recommendation to draw ground water through 4 no. bore well is provided by I&PH, GoHP, copy of letter submitted to SEIAA/S&T Department, GoHP (Annexure-4).
18	Opaque wall should meet perspective requirement as per Energy Conservation Building Code which is proposed to be mandatory for all air-conditioned spaces while it is aspirational for non-air-conditioned spaces by use of appropriate thermal insulation material to fulfil requirement.	Opaque wall meets the requirement as per Energy Conservation Building Code.
19	Regular supervision of the above and other measures for monitoring should be place all though the Construction phase, so as to avoid disturbance to the surroundings.	Being ensured through regular supervision.

20	The proponent shall be liable for action under the Environment (Protection) Act, 1986 for the violation of any provision of the said Act.	Noted.
II-Operational Phase:		
1	The installation of the Effluent Treatment Plant/ Sewage Treatment Plant (STP) should be certified by an independent expert and a report in this regard should be submitted to the Director, Department of Environment, Science & Technology before the project is commissioned for operation. Treated effluent emanating from STP shall be recycled/reused to the maximum extent possible. Treatment of 100% grey water by decentralized treatment should be done. Discharge of unused treated effluent shall conform to the prescribed norms and standards. Necessary measures should be made to mitigate the odour problem from STP.	STP based on MBBR technology is installed at Office Complex. The effectiveness of its functioning is ensured through Annual Maintenance Contract.
2	The solid waste generated should be properly collected and segregated. Wet garbage should be composted and dry/inert solid waste should be disposed of to the approved sites for land filling after recovering recyclable materials.	<p>1) Kitchen Bio-waste Composter of 250Kg/day capacity was installed and in working condition for conversion of Solid waste to organic manure. The Organic manure is then used for horticulture work in SJVN Corporate office Complex.</p> <p>2) Office waste is disposed through Municipal Corporation.</p>
3	Diesel power generating sets proposed as source of backup power for elevators and common area illumination during operation phase should be enclosed type and conform to rules made under the Environment (Protection) Act, 1986. The height of stack of DG sets should be equal to the height needed for the combined capacity of all proposed DG sets. The proponent shall be required to use low Sulphur diesel. The location of the DG sets may be decided in consultation with the competent authority.	Two Nos. Diesel Generators Sets are using in SJVN Complex having capacity of 1010kVA and 500kVA which are properly fitted inside the sound proof enclosures & DG sets are CPCB II compliant environment friendly and are placed at safe location.

4	Noise should be controlled to ensure that it does not exceed the prescribed standards. During night time the noise levels measured at the boundary of the building shall be restricted to the permissible levels to comply with the prevalent regulations.	Building is used during day time & ambient noise restricted to the permissible levels to comply with the prevalent regulations and No Noise generated during Night time.
5	The green belt of the adequate width and density preferably with local species along the periphery of the plot shall be raised so as to provide protection against particulates and noise.	Agreed. Green belt of local plants maintained in and around office complex & are in good conditions.
6	Weep holes in the compound walls shall be provided to ensure natural drainage of rain water in the catchment area during the monsoon periods.	Weep holes are provided in all compound walls in SJVN Corporate office Complex to release hydrostatic pressure or water pressure on the wall.
7	Rain water harvesting for roof run-off and surface run-off, as per plan submitted should be implemented. Before recharging the surface run off, pre treatment must be done to remove suspended matter, oil and grease. The bore well for rainwater recharging should be kept at least 5 mtrs above the highest ground water table.	Rain water Harvesting System of 50 KLD is installed in SJVN Complex with VPMF (Variable Pore Micro Filtration) technology
8	The ground water level and its quality should be monitored regularly in consultation with Central Ground Water Authority.	Agreed. Extraction is minuscule. However, Testing of sample/level of ground water is done on regular basis by NABL accredited Lab. (Annexure 3)
9	Traffic congestion near the entry and exit points from the roads adjoining the proposed project site must be avoided. Parking should be fully internalized as per norms prescribed by the Competent Authority and no public space should be used for this purpose.	Agreed. The traffic circulation plan and the parking plan proposed are as per bye laws with further scope of additional parking for future requirement. Parking will be completely internalized and no public spaces will be utilized. Care is being taken to ensure that there is zero traffic congestion at the entry and exit point through Security at Main Gate.
10	Energy conservation measures like installation of CFLs/TFLs for the lighting the surrounding area/outside areas the building should be integral part of the project design and should be in place before project commissioning. Used CFLs/TFLs should be properly collected and disposed	T-5 & LED Lamps are installed in SJVN Complex for Energy Conservation. The lights/Lamps will be disposed in line with E-Waste rules 2016. SJVN Limited has installed a roof top solar Photo

	off/sent for recycling as per the prevailing guidelines/rules of the regulatory authority to avoid mercury contamination. Use of solar panels may be done to the possible extent.	Voltaic Plant of 140 kW capacity to cater the power supply requirement in the building. The Power generated from solar PV plant is supplied directly to the distribution panels and consumed within the building and excess power is fed to the Grid.
11	Adequate steps should be taken to prevent odour problem from solid waste processing site and STP.	STP System is running efficiently and same is ensured by cxcuting AMC having preventive maintenance.
12	Sprinkling of water etc.be used for air pollution control during construction phase so as to avoid disturbance to the surroundings.	Sprinkling of water is being used for air pollution control. The test report of sample of ambient air is attached as (Annexure-3)

Part B General Conditions:

Sr. No.	Conditions	Status
1	The environmental safe guards contained/given in the proposal for management of environmental pollution should be implemented in letter and spirit.	Proponent is committed to comply the EC conditions and required mitigation norms in letter and spirit.
2	Bimonthly environment monitoring reports should be submitted to the State Environment Impact Assessment Authority and Ministry of Environment & Forests Regional Office at Chandigarh.	Agreed.
3	Officials from the State Environment Impact Assessment Authority, Regional Office of MoEF, monitoring the implementation of environment, Science & Technology GoHP who would be monitoring the implementation of environmental safeguards should be given full cooperation, facilities and documents/data by the project proponents during their inspection. A complete set of all the documents submitted to the State Authority should be forwarded to the Regional Office of MoEF, Chandigarh.	Full Co-operation ensured.
4	In the case of any change (s) in the scope of the project, the project would require a fresh	Agreed.

	appraisal by this Authority.	
5	The SEIAA reserves the right to add additional safeguard measures subsequently, if found necessary, and to take action including revoking of the environment clearance under the provisions of the Environment (Protection) Act, 1986, to ensure effective implementation of the suggested safe guards and measures in a time bound and satisfactory manner.	Agreed.
6	All other statutory clearances shall be obtained, as applicable by the project proponents.	Agreed.
7	These stipulations would be enforced among others under the provisions of Water (Prevention and Control of Pollution) Act, 1974, the Air (Prevention and Control of Pollution) Act, 1981, the Environment (Protection) Act, 1986, the Public Liability (Insurance) Act, 1991 and Environment Impact Assessment Notification, 2006.	Noted
8	Environmental Clearance is subject to final order of the Hon'ble Supreme Court of India in the matter of Goa Foundation Vs. Union of India in Writ Petition (Civil) No. 460 of 2004 as may be applicable to this project.	Noted
9	Any appeal against this environmental clearance shall lie with the National Environment Appellate Authority, if preferred, within a period of 30 days as prescribed under Section 11 of the National Environment Appellate Act, 1997.	No such appeal made/reported

Part C Special Conditions:

S. No.	Conditions	Status
1	Construction shall be carried out strictly as per the norms prescribed by the State Government as regards the number of storey's	Complied

	and FAR.	
2	Proponent shall make provision of a small dispensary in the area open to public as well or upgrade the nearest existing facility in consultation with State Government.	The office complex falls in urban area of Shimla town. There is an excellent medical facility in the nearby vicinity, Tenzin Hospital (Panthaghati) and Public Health Centre (Chotta Shimla). Further, there are numerous healthcare facilities/clinics within these limits and preferred by locals. Office Complex runs a medical facility in its complex catering official staff, contract staff, etc.
3	Roof Area at least to the extent of 60% should be used to harvest solar energy by installing efficient Solar Panels.	SJVN Limited has installed a roof top solar Photo Voltaic Plant of 140 kW capacity to cater the power supply requirement in the building. The Power generated from solar PV plant is supplied directly to the distribution panels and consumed within the building and excess power is fed to the Grid.
4	Before undertaking construction, proponent shall ensure availability of water from IPH department or M.C. Shimla.	Complied. (Annexure-4)
5	The Project Proponent shall submit returns/details of recyclable wastes, and other solid wastes which shall be generated from the process to the Authority regularly.	<ul style="list-style-type: none"> i) Solid waste generated from SJVN Corporate Head Quarters is converted in to manure by Bio-composting machine and the end product is used as a fertilizer in horticulture. ii) Old records generated from SJVN Corporate Head Quarters is recycled and reused in office building for which MoU has been signed with S.R associates Solan and recycled material is reused in the form of office file, envelope, covering bag. The Certificate of Appreciation was also awarded to SJVN limited during the FY 2018-19 by Australia's Deputy High Commissioner to India, New Delhi for recycling of office waste paper and thereby conserving the natural resources.
6	The Project Proponent shall obtain No Objection Certificate for ground water use/ installation of tube well from Central Ground Water Authority/IPH Department.	NOC Attached (Annexure-4)

7	Proponent shall ensure the energy efficiency sheet by maximum possible use of renewable sources of energy. The solar lights, CFL, LED lights shall be used to reduce the requirement of the energy and shall apply all possible techniques to reduce the energy consumption.	Being Complied CFL & LED Lights installed in the building which are energy efficient. Energy Audit report of building is enclosed as Annexure-5 .
8	Project Proponent shall ensure that there are proper arrangements for management of occupational health and safety in accordance with the law as required for machinery safety, personnel safety and health care, fire & explosion safety.	Ensured during construction phase. SJVN Corporate Office Complex has adopted Quality Management System during operation stage (Annexure-6 & 7) and a Quality manual incorporating Risk Management
9	The Project Proponents shall ensure that the planning of the proposed project is done in a manner that vehicular traffic flow in the public areas and roads is not restricted and dedicated parking for the complex users and visitors as well is provided.	Agreed. There will be no traffic congestion near the entry and exit points from the roads adjoining the project site. Parking will be fully internalized and no public space should be utilized.
10	The project Proponent shall obtain all the requisite approvals/clearance/NOCs as may be applicable to the Project from the competent authorities under different Acts/Rules/Regulation/Order/Directions etc.	Agreed. The construction has been started only after taking the approvals/clearance/NOCs from relevant authority. Consent to Operate has also been obtained from HSPCB. Application for renewal for a period of 02 years i.e w.e.f 01.04.2024 to 31.03.2026, has been submitted online before 31.03.2024 and fee amounting to Rs.3,60,000.00 deposited on 30.03.2024 for CTO and is under process in HP state pollution control board for issue of certificate.(Annexure-8)
11	The construction material such as grit/bajri, sand shall be obtained from authorized dealers/suppliers only and no illegal mining etc. shall be caused.	Agreed. Construction material has been obtained from authorized dealers/suppliers only and no illegal mining etc. has been allowed.
12	The Project Proponent shall consult the local office of the Department of Forests or any other such authorized agency, university, institution for types of trees to be planted for development of the green belt around the Project site.	Agreed. Green belt of local plants maintained in and around office complex & are in good conditions.

13	Keeping in view the labour to be employed during the construction phase arrangements to maintain hygienic conditions in the labour camps such as temporary toilets, fuel facility etc. shall be made for which provision shall be made by the proponent.	Being Complied
14	The Sewage Treatment Plant shall be designed and installed based on MBBR technology concurrent with the construction of the project as per the requirement.	<p>1) STP of 90 KLD of MBBR technology patented by Thermax is installed.</p> <p>2) Effluent from STP is used for horticulture works of SJVN Corporate Office Complex.</p> <p>3) Effluent Parameters are monitored monthly through AMC from M/s AB Micro Machines Pvt. Ltd and NABL accredited Lab. Annexure-9</p>
15	The Municipal Solid Waste which shall be generated by the Project during the construction and operational stage shall be managed as per provisions of Municipal Solid Waste (Management & Handling) Rules, 2000 under Environment (Protection) Act, 1986. Promoters shall tie-up with local authority or shall make provisions of its own for solid waste.	<p>1) Kitchen Bio-waste Composter of 250 kg/day capacity was installed for conversion of Solid waste to organic manure. The Organic manure is then used for horticulture work in SJVN Corporate office Complex.</p> <p>2) Office waste is disposed through Municipal Corporation.</p>
16	Water sprinkling techniques shall be used during the construction phase to minimize the dust in air.	Water sprinkling was carried out through water tanker regularly at site for dust suppression.
17	The DG sets shall be provided with proper exhaust muffler and stack height. DG set and other fugitive emission sources shall be more than 10-15 feet above room level. Norms prescribed for DG Sets in the Environment Protection Rules, 1986 shall be complied with.	DG sets has been provided with proper exhaust muffler and stack height and Norms prescribed for DG Sets in the Environment Protection Rules, 1986 are complied.
18	Institutional responsibility would vest with promoters for maintaining and operating the environmental services such as Sewage treatment Solid Waste, treatment and disposal.	Complied
19	The muck generated during construction shall be disposed off in scientific only in the	SJVN is disposing the muck on approved dumping site of MC as various construction works are in

	designated dumping sites manner by providing proper and adequate retaining structures.	progress at CHQ campus. The permission for dumping of debris/C&D waste was granted to SJVN by MC valid up to 31.08.2024. Further matter has been taken up for renewal of permission form M.C. Latest receipt of approval is awaited from M.C. (Annexure-2) 1) Dumping site situated near SWM Project Bharyal Totu, Shimla.
20	Boundary wall shall be raised using plants/hedge species and concrete or iron structures should be avoided.	Complied
21	Visitors parking within premises shall be ensured and provision shall be made accordingly. Parking of visitors should not done on public road.	Provision for Stack Parking for approx. 200 cars has been provided in Proposed Guest House including Parking Block in SJVN Corporate Complex and the Construction work is in progress.
22	All designing shall be done based on IS-1893 (Zone-V) considering the seismicity of the project area.	SJVN Corporate Head Quarters was constructed based on IS-1893 considering the seismicity of the project area.

Additional conditions laid by the SEIAA in its 10th meeting held on 22nd November 2011

1	The Proponents shall principally be responsible for creating a public utility like playground or parking as a part of their corporate social responsibility by utilizing all the debris and construction waste.	The debris/construction waste from the Office Complex was disposed at approved sites of Municipal Corporation (MC), Shimla, after remitting the dumping charges. These earmarked sites also cater to construction wastes from other construction sites from Shimla town. Hence, the sites may get restored by MC through its long-term development plans.
2	The proponents shall make adequate arrangement for the safe disposal of E-waste and CFLs.	Complied
3	The Proponents shall use stones/sloping roof to provide hill architectural façade to the complex.	Complied
4	The Proponents shall provide dual plumbing system in the building.	Provision of dual plumbing system has been made in SJVN Corporate Head Quarters
5	The Proponents shall submit data on environment/carbon footprint to Department of Environment, Science & Technology.	The Office Complex has been designed on green building concept. This complex has installed solar techniques for water heating and feeding electricity. The kitchen waste is treated by

		<p>composting unit and compost is used to feed complex greenbelt. Further, the liquid waste is treated with MBBR-STP with zero discharge. The residue is used as manure and liquid is used to water greenbelt. The complex has undergone Energy Audit. Hence, the Office Complex has very low environment footprint. SJVN Limited has installed a roof top solar Photo Voltaic Plant of 140 kW capacity to cater to the power supply requirement in the building. The Power generated from solar PV plant is supplied directly to the distribution panels and consumed within the building and excess power is fed to the Grid. 40 KW solar water heating system also provided to cater heating water requirements at the complex.</p>
6	<p>The proponents shall submit six monthly status report on implementation of the conditions of environmental clearances, among others to the Department of Environment, Science & Technology.</p>	<p>Being Complied. Last six-monthly compliance report up to 31.03.2024 was submitted on 20.05.2024</p>



H.P.STATE POLLUTION CONTROL BOARD

HIM PARIVESH, PHASE-III, NEW SHIMLA-171009

HPSPCB No : 178

Date: 24/10/2024

Industry Registration ID: 21118

Application No : 12137534

To,

Sjvnl Ltd Corporate Office Complex
Shakti Sadan, SJVN Ltd., Corporate Office Complex, Shnan, Shimla, 171006
Shimla
Shimla
171006

Subject: Renewal of 'Consent to Establish' u/s 25/26 of Water (Prevention & Control of Pollution) Act, 1974 and u/s 21 of Air (Prevention & Control of Pollution) Act, 1981.

With reference to your application for obtaining Renewal of 'Consent to Establish' u/s 25/26 of Water (Prevention & Control of Pollution) Act, 1974 and u/s 21 of Air (Prevention & Control of Pollution) Act, 1981, you are hereby, authorized to Establish an industrial unit subject to the Terms and Conditions as mentioned in this Consent letter.

1. Particulars of Consent to Establish under Water Act, 1974 and Air Act, 1981 granted to the industry

Consent No.	CTE/BOTH/RENEW/RO/2024/12137534
Date of issue :	01/04/2024
Date of expiry :	31/03/2025
Certificate Type :	RENEW
Previous CTE/CTO No. & Validity :	

2. Particulars of the Industry

Name & Designation of the Applicant	Gagan Deep Sharma, (HOD CFMD)
Address of Industrial premises	Sjvnl Ltd Corporate Office Complex, Shakti Sadan, SJVN Ltd., Corporate Office Complex, Shnan, Shimla, 171006, Shimla, Shimla-171006
Capital Investment of the Industry	13322.0 lakhs
Category of Industry	Orange
Type of Industry	2999-Miscellaneous (Orange)
Scale of the Industry	Micro
Office District	Shimla
Capacity	

Products (Name with quantity per day)

Name of Products	Unit	Quantity	Intermediate Product	Principal Use
Guest House cum Parking Block	Number/Year	1	41 Rooms with 66 Nos. Toilets	To serve the official employees
Auditorium-cum-Parking Block	Number/Year	1	Auditorium with 400 persons seating capacity having 10 toilets	To serve the official employees

Details of the Effluent Treatment Plant

Type of Effluent	Capacity	Quantity
STP	NA KLD	NA KLD

Quantity of fuel required (in TPD) and capacity of boilers/ Furnace/Thermo heater etc.

Type	No. of Boiler/' Heater /Evaporator/Incinerator/DG Set/Other	Capacity	Type of Boiler/' Heater s/Evaporators /Incinerator/DG Sets/Others	Type of Fuel	Fuel consumption rate in MT/hour or KL/hour or M3 /hour
DG Sets	NA	--	--	--	--



Approved By
Chairman
(H. P. State Pollution Control Board)

Endst. No.:

Copy To:-

Regional Officer, HPSPCB, Shimla for information and shall ensure the operation of the unit as per consent and with adequate PCDs.



**Anil Joshi, IFS
Member Secretary
For & on behalf of
(H. P. State Pollution Control Board)**

TERMS AND CONDITIONS

A. SPECIFIC CONDITIONS

1. This Consent to Establish is only for the purpose and under the provision of Water Act, 1974 and Air Act, 1981 as the case may be, and will not construed as substitute for mandatory clearances required for the project under any other law/regulation/direction/order and the applicant shall obtain any such mandatory clearance before taking any steps to establish industry/ industrial plant, operation or process or any treatment and disposal system or an extension or addition thereto.
2. Nothing in this Consent shall be deemed to neither preclude the institution of any legal action nor relieve the applicant from any responsibilities, liabilities or penalties to which the applicant is or may be subjected to under this or any other Act.
3. The unit shall apply for further extension in the validity of the Consent to Establish, at least two months before the expiry of this 'Consent to Establish', if applicable.
or
The unit shall obtain prior Consent to Operate from the State Board, before starting operational activity and gets its completion plan approved by the Competent Authority (As applicable).
4.
 - i) The unit shall made provisions for the compliance of Waste Management Rules i.e. Hazardous and Other Wastes (Management and Transboundary Movement) Rules, 2016/ Plastic Waste Management Rules, 2016/ E-Waste (Management) Rules, 2016/Construction & Demolition Waste Management Rules, 2016 and Manufacture, Storage & Import of Hazardous Chemical Rules, 1989 and provisions made thereunder, as amended from time to time, without any adverse effect on the environment, in any manner (As Applicable)
 - ii) The unit shall made provisions for the compliance Solid Waste Management Rules, 2016 and provisions made thereunder and unit shall also not practice burning activity of solid waste/waste generated from fuel within/outside premises, to avoid public nuisance.
5. This 'Consent to Establish' is for:-
 - i) The emissions from all sources conforming to the norms as prescribed in Schedule-I of Environment (Protection) Rules, 1986 as amended from time to time.
 - ii) Noise and Ambient Air Quality shall be maintained within Ambient Air Quality Standards for noise as specified in Schedule-III of Environment (Protection) Rules, 1986 and Noise Pollution (Regulation and Control) Rules, 2000, as amended from time to time.
 - iii) The effluent (Domestic/Industrial) shall conform to the limits as prescribed in Schedule-I or Schedule-VI or Industry specific standards of Environment (Protection) Rules, 1986 as amended from time to time.
 - iv) Sewage and sullage generated from the unit to be disposed-off in a properly designed septic tank system/Sewage Treatment Plant/ Public Sewer System (as applicable).
6. The unit shall install adequate pollution control devices and provide the separate energy meter and flow meter. The unit shall maintain the logbook/ record with respect to operation of pollution control devices (As applicable). The achievement of the adequacy and efficiency of the effluent treatment plant/pollution control devices/re-circulation system installed shall be the entire responsibility of the unit.
7. **CONDITIONS UNDER WATER (PREVENTION & CONTROL OF POLLUTION) ACT, 1974.**
 - a) The unit shall provide terminal manhole(s) at the end of each collection system and a manhole upstream of final outlet (s) out of the premises of the industry for measurement of flow and for taking samples.
 - b) The unit shall install flow meter and maintain the record regarding the daily water consumption.

- c) The pollution control devices shall be interlocked with the manufacturing process of the industry (if applicable) and the authorized outlet and mode of disposal shall not be changed without the prior written permission of the Board. Unit shall not use any unauthorized out-let(s) for discharging effluents from its premises.
- d) Solids, sludge, filter backwash or other pollutant removed from or resulting from treatment or control of waste waters shall be disposed-off in scientific manner.
- e) The unit shall submit a detailed plan showing therein, the distribution system for conveying wastewaters.

8. **CONDITIONS UNDER AIR (PREVENTION & CONTROL OF POLLUTION) ACT, 1981.**

- a) The unit shall provide canopy and stack of adequate height of the D.G sets so as to control the noise & air pollution in order to comply with the provision of notification No GSR-371 E dated 17-5-2002 or direction as issued by MOEF from time to time, under Environment (Protection) Act, 1986.
- b) The unit shall ensure disposal of boiler ash/fuel ash through authorized person or within premises in a scientific manner (as the case may be) and shall maintain proper record for the same, if applicable.
- c) The unit shall provide proper and adequate air pollution control arrangements for control emission from its coal/fuel handling area and emissions from handling, transportation and processing of raw material & product of the industry, as applicable.
- d) The unit shall provide port-holes, platforms and/or other necessary facilities as may be required for collecting samples of emissions from any chimney, flue or duct or any other outlets as per the specifications.

Specifications of the port-holes shall be as under:-

- i) The sampling ports shall be provided atleast 8 times chimney diameter downstream and 2 times upstream from the flow disturbance. For a rectangular cross section the equivalent diameter (De) shall be calculated from the following equation to determine upstream, downstream distance:-

$$De = 2 LW / (L+W)$$
 Where L= length in mts. W= Width in mts.
- ii) The sampling port shall be 7 to 10 cm in diameter
- e) The unit shall submit a detailed plan showing therein, the distribution system for conveying wastewaters.

(i) Stack height for boiler plants

S.NO.	Boiler with Steam Generating Capacity	Stack heights
1.	Less than 2 ton/hr.	9 meters or 2.5 times the height of neighboring building which ever is more
2.	More than 2 ton/hr. to 5 ton/hr.	12 meters
3.	More than 5 ton/hr. to 10 ton/hr	15 meters
4.	More than 10 ton/hr. to 15 ton/hr	18 meters

5. *More than 15 ton/hr. to 20* 21 meters ton/hr
6. *More than 20 ton/hr. to 25* 24 meters ton/hr.
7. *More than 25 ton/hr. to 30* 27 meters ton/hr.
8. *More than 30 ton/hr.* 30 meters or using the formula
 $H = 14 Q_g^{0.3}$ or
 $H = 74 (Q_p)^{0.24}$
 Where Q_g = Quantity of SO₂ in Kg/hr.
 Q_p = Quantity of particulate matter in Ton/day.

Note : Minimum Stack height in all cases shall be 9.0 mtr. or as calculated from relevant formula whichever is more.

(ii) For industrial furnaces and kilns, the criteria for selection of stack height would be based on fuel used for the corresponding steam generation.

(iii) Stack height for diesel generating sets:

Capacity of diesel generating set	Height of the Stack	
0-50 KVA	Height of the building	+ 1.5 mt
50-100 KVA	-do-	+ 2.0 mt.
100-150 KVA	-do-	+ 2.5 mt.
150-200 KVA	-do-	+ 3.0 mt.
200-250 KVA	-do-	+ 3.5 mt.
250-300 KVA	-do-	+ 3.5 mt.

For higher KVA rating stack height H (in meter) shall be worked out according to the formula:

$$H = h + 0.2 (KVA)^{0.5}$$

where h = height of the building in meters where the generator set is installed.

9. The unit shall submit on-site and off-site emergency plan approved by the Chief Inspector of Factories, Himachal Pradesh (If applicable)
10. The unit shall provide real time online monitoring equipment's and provisions for the uninterrupted transfer of data as per guidelines of CPCB (if applicable).
11. The unit shall provide adequate arrangements for fighting the accidental leakages/ discharge of any air pollutant/gas/liquids from the vessels, mechanical equipment's etc. which are likely to cause environmental pollution.
12. The unit shall plant minimum three layer of trees so far possible as per plantation guide (may be download from the website <http://hpcpcb.nic.in/plantationguide.pdf>) all along the boundary of the industrial premises and check air/water/noise pollution at source.
13. Any guidelines issued by the Central Government/State Government/MoEF/CPCB/SPCB/any other authority concerned, shall be binding.
14. This 'Consent to Establish' is subject to orders on any litigation pending in any Court of Law. Any direction/order issued by any court shall be binding (if any).
15. The Board reserves the right to revoke the 'Consent to Establish' granted to the industry at any time, in case the industry is found violating the provisions of Water (Prevention & Control of Pollution) Act, 1974 and Air (Prevention & Control of Pollution) Act, 1981 as amended from time to time.
16. The unit shall comply with any other conditions laid down or directions issued in due course by the Board under the provisions of the Water (Prevention & Control of Pollution) Act, 1974 and Air (Prevention & Control of Pollution) Act, 1981.

B. OTHER CONDITIONS

1. The unit shall comply with the conditions imposed by the MoEF/State Level Environment Impact Assessment Authority/ District Level Environment Impact Assessment Authority in the environmental clearance granted to it as required under EIA notification dated 14-9-06, if applicable.
2. The issuance of this consent does not convey any property right in either real or personal property, or any exclusive privileges, nor does it authorize any injury to private property or any invasion of personal rights, nor any infringement of Central, State or Local Laws or Regulations.
3. Stone Crusher units shall comply with the provisions of guidelines notified by the State Government vide Notification No. STE-E(3)-11/2012, dated 29-05-2014 (If Applicable).
4. Brick Kiln units shall comply with the provisions of guidelines notified by the MoEF vide Notification No. G.S.R.233.(E), dated-15-03-2018 and by the State Government vide Notification No. STE-E(5)-6/2013, dated-07-03-2014 (If Applicable).
5. Hydroelectric Projects shall install Online Real Time Monitoring System for the measurement of 15% of minimum discharge in lean season as per orders of Court/Government. The unit shall also ensure provisions for the regular and uninterrupted transfer of data from the real time online monitoring system for 15% of minimum discharge of flow to SPCB, failing which unit shall be liable for action on account of violation of the directions issued by Court/Government/SPCB in this regard (If Applicable).
6. Unit shall strictly adhere to the capacity approved by the Industries Department/ Department of Tourism & Civil Aviation/any other concerned Authority (As Applicable).
7. The unit shall not cause any nuisance/traffic hazard in vicinity of the area.
8. The unit shall ensure that there will not be significant visible dust emissions beyond the property line.
9. The unit shall obtain and submit Insurance cover as required under the Public Liability Insurance Act, 1991.
10. The unit shall put display Board indicating environmental data in the prescribed format at the main entrance gate.
11. The unit shall maintain record regarding the operation of effluent treatment plant i.e. record of quantity of chemicals and energy utilized for treatment and sludge generated from treatment so as to satisfy the Board regarding regular and proper operation of pollution control equipment.
12. Any amendments/revisions made by the Board/CPCB/MOEF in the emission/stack height standards shall be applicable to the industry from the date of such amendments/revisions.

C. SPECIAL CONDITIONS

- 1) The unit shall carry out source segregation of solid waste and the biodegradable waste shall be reused after composting by providing organic waste composter machine or any such appropriate method in the premises.
- 2) This consent has been granted considering the adequacy of the proposed pollution control devices and waste management systems/mechanism only.
- 3) This Consent of the State Board does not absolve the proponent of his responsibility to take pre-approvals / approvals / prior NOCs / from other deptts./agencies as the case may be, for the violation of which, the State Board bears No responsibility.



By Order

**Chairman
(H. P. State Pollution Control Board)**

Annexure-2

एसजेवीएन लिमिटेड
SJVN Limited

(भारत सरकार एवं हिमाचल प्रदेश सरकार का संयुक्त उपक्रम)
(A Joint Venture of Govt. of India & Govt. of Himachal Pradesh)

नवरत्न सी. पी. एस. ई.

A Navratna CPSE

CIN No : L40101HP1988GOI008409



No. SJVN/CHQ/CFMD/101-24-580

Dated: 25.10.2024

Executive Engineer,
Roads & Buildings Department,
M.C. Shimla, H.P.- 171001

Subject: Permissions of Dumping of Debris/ C&D waste at dumping site situated near SWM Project Bhryal Totu, Shimla – Reg. Extension for permission of dumping.

Ref.- Your Office Letters No. MCS/ XEN/ 3392/ RB/ 2023-2208 dated 17.10.2023, MCS/ XEN/ RB/ 4317/ RB/ 2023-24-62 ated 04.01.2024, MCS/XEN/ RB/1064 /RB/2024-1294 dated 06.04.2024 & MCS/ XCN/ RB/ 1699/ RB/ 2024-1856 dated 04.07.2024

Sir,

This is in continuation to above referred letters (copy enclosed) wherein your good office had granted permission to SJVN upto 31.08.2024 for dumping of debris (for 1000 Nos. small tippers). In this context, it is to submit that due to unforeseen issues, could only able to dump 350 small tippers of debris, as such the permission for 1000 Nos. small tippers has not been utilized being less debris generated.

In view of above, it is kindly requested that permission for dumping may be extended upto 31.03.2025 for tippers bearing registration no HP 93 5018, HP93 5011, HP 63 2579, HP63 2679, HP63 2729 & HP 632429.

An early action in the matter is highly solicited please.

For & on behalf of SJVN Ltd.

(Sujan S)
25/10/24
विभागाध्यक्ष (सी.एफ़.एम.डी.)
कॉर्पोरेट हेड क्वार्टरस, शनान, शिमला

O/c

कारपोरेट मुख्यालय : शक्ति सदन, शनान,
शिमला-171006 (हि.प्र.) www.sjvn.nic.in
दूरभाष : 0177-2660003 / 4 / 5 / 6 फ़ैक्स : 0177-2660001
सम्पर्क कार्यालय : ऑफिस ब्लॉक, टावर-1, 6वीं मंजिल,
एनबीसीसी कॉम्प्लेक्स, पूर्वी किदवई नगर, नई दिल्ली-110023
दूरभाष : 011-61901919 फ़ैक्स : 011-61901915

अपने तथा राष्ट्र के हित में ऊर्जा की बचत करें।

Corporate H.Q. : Shakti Sadan, Shanan,
Shimla-171006, (H.P.) www.sjvn.nic.in
Tele : 0177-2660003/4/5/6, Fax : 0177-2660001
Liaison Office : Office Block, Tower-1, 6th Floor,
NBCC Complex, East Kidwai Nagar, New Delhi-110023
Tele : 011-61901919, Fax : 011-61901915

SAVE ENERGY FOR BENEFIT OF SELF AND NATION

SHIMLA MUNICIPAL CORPORATION
NO:-MCS/XEN/RB/1699/RB/2024-1856

DATED: 4/7/24

From

Executive Engineer,
R&B, M.C. Shimla

To

The Head of Department (C.F.M.D.)
Corporate Head Quarters,
Shakti Sadan, SJVN Ltd. Corporate Office Complex,
Shanan, Shimla-171006 HP

Subject:-


Permission for Dumping of Debris/C&D Waste at
Dumping Site Situated near SWM Project Bharyal
Totu Shimla.

This is with reference to your office letter No.SJVN/
CHQ/CFMD/101-24-172 dated 29.05.2024 vide which you have
requested permission for extension of time period for dumping of
debris. In this regard, the permission is hereby extended upto
31.08.2024 for dumping debris. The tipper numbers permitted are
HP93-5018, HP93-5011, HP63-2579, HP63-2679, HP63-2729 & HP63-
2429. The other terms and conditions will remain the same as
prescribed in the permission letter No.MCS/XEN/3392/RB/2023-2208
dated 17.10.2023.


Executive Engineer
(R&B) M.C. Shimla

Copy to:-

1. The Corporation Health Officer, M.C. Shimla for kind information.
2. The Assistant Engineer-I (R&B) M.C. Shimla for information and necessary action.
3. The Junlor Engineer, ward No.7 (R&B) M.C. Shimla for information with the direction to maintain the record and no debris over the permission be allowed to be dumped and dumping be allowed in the authorized/ sanctioned site only.


Executive Engineer
(R&B) M.C. Shimla

Test Report

Annexure-3

Issued To M/s SJVN Limited
Shakti Sadan
Shimla, HP, India

ULR No.:

TC636624000003115F

Test Report Date:

30/04/2024

Sample Particulars

Nature of the Sample	: Ambient Air Quality Monitoring
Date of Sampling	: 24/04/2024-25/04/2024
Time of Sampling (Hrs)	: 11:20 AM
Sample Received at Lab	: 28/04/2024
Test Started On	: 26/04/2024
Test Completed On	: 30/04/2024
Purpose of Monitoring	: To Check the Pollution Load
Method of Sampling	: IS 5182 (Part 14)
Sampling Location	: Near Auditorium
Avg. Flow Rate of Air for RDS (m3/min)	: 1.20
Avg. Flow Rate of Air for FPS (m3/hr)	: 1.00
Monitoring Conducted By	: Mr. Ravinder
Ambient Temperature (°C)	: 21
Sampling Duration (Hrs.)	: 24 Hrs.

Analysis Report

Sr. No.	Parameters	Test Results	*NAAQS:2009 Standards	Test Method
1.	Particulate Matter (PM _{2.5}), µg/m ³	25.48	60	40CFR Appendix L Part 53 CPCB Guidelines
2.	Particulate Matter (PM ₁₀), µg/m ³	58.62	100	IS-5182(P-23)
3.	Sulphur Dioxide (as SO ₂), µg/m ³	7.26	80	IS-5182(P-2)
4.	Nitrogen Dioxide (as NO ₂), µg/m ³	9.12	80	IS-5182(P-6)

Remark: *NAAQS – National Ambient Air Quality Standards; Schedule-VII, [Rule 3 (3B)], [Part



TC-6366



NOTE: The laboratory accepts the responsibility for contents of report. The results contained in this test report related only to the sample tested. Test report shall not be reproduced except in full, without written approval of the laboratory. This report is intended only for your guidance and not for legal purpose or for advertisement. This report shall not be reproduced except in full without the written approval of this organization. Samples will be destroyed after 30 days from the date of issue of test certificate unless otherwise specified. Any complaints about this report should be communicated in writing within 7 days of issue of this report. Total liability of Nitya Laboratories is limited to invoiced amount only. If you have any complaint/feedback regarding the sample collection/testing/test report, please send an email at info@nityalab.com and call at +91-191-2465597, +91-9072924093

CORPORATE OFFICE & CENTRAL LABORATORIES :-

📍 PLOT NO. 118, CHURCH ROAD, BEHIND KAUSIK VATIKA, BHAGAT SINGH COLONY, BALLABHGARH, FARIDABAD - 121004, HARYANA, INDIA

📞 +91-129-2241021

📞 +91-9013591021, +91-9013552273

✉️ labsnitya@gmail.com

🌐 www.nityalab.com

Test Report

Issued To M/s SJVN Limited
Shakti Sadan
Shimla, HP, India

ULR No.: TC636624000003116F
Test Report Date: 30/04/2024

Sample Particulars

Nature of the Sample : **Ambient Noise**
Date of Sampling : **24/04/2024**
Purpose of Monitoring : **To Check the Pollution Load**
Parameter Tested : **Noise Level, Leq dB (A)***
Instrument Used : **Sound Level Meter**
Place of Monitoring : **Near Parking**

Analysis Report

Sr. No.	Location	Test Result dB(A) Day Time
Permissible Limit in *dB(A) Leq for Residential Area		55 dB(A)
1	Near Parking	51.6

Remark: *dB (A) Leq denotes the time weighted average of the level of sound in decibel on scale 'A' which is relatable to human hearing.
CPCB = Central Pollution Control Board

Note: The Noise Ambient Air Quality Standards are given for reference

Area Code	Category of Area	Limits dB (A) Leq	
		Day Time (6AM – 10PM)	Night Time (10PM – 06AM)
A	Industrial Area	75	70
B	Commercial Area	65	55
C	Residential Area	55	45
D	Silence Zone	50	40

Remark: *dB (A) Leq denotes the time weighted average of the level of sound in decibel on scale 'A' which is relatable to human hearing.
CPCB = Central Pollution Control Board



NOTE: The laboratory accepts the responsibility for content of report. The results contained in this test report related only to the sample tested. Test report shall not be reproduced except in full, without written approval of the laboratory. This report is intended only for your guidance and not for legal purpose or for advertisement. This report shall not be reproduced except in full without the written approval of the organization. Samples will be destroyed after 30 days from the date of issue of test certificate unless otherwise specified. Any complaints about this report should be communicated in writing within 7 days of issue of this report. Total liability of Nitya Laboratories is limited to invoiced amount only. If you have any complaint/feedback regarding the sample collection/testing/test report, please send an email at info@nityalab.com and call at +91-191-2465597, +91-9873924093

CORPORATE OFFICE & CENTRAL LABORATORIES :-

Plot No. 118, Church Road, Behind Kausik Vatika, Bhagat Singh Colony, Ballabgarh, Faridabad - 121004, Haryana, India

+91-129-2241021

+91-9013591021, +91-9013552273

labsnitya@gmail.com

www.nityalab.com

Test Report

Issued To M/s SJVN Limited
Shakti Sadan
Shimla, HP, India

ULR No.: TC636624000003118F
Test Report Date: 30/04/2024

Sample Particulars

Nature of the Sample : **DG Noise**
Date of Sampling : 24/04/2024
Purpose of Monitoring : To Check the Pollution Load
Parameter Tested : Noise Level, Leq dB (A)*
Instrument Used : Sound Level Meter
Place of Monitoring : DG Set of Capacity 500 KVA

Analysis Report

Sr. No.	Location	Test Result dB (A)	Test Method	Standard	Remark
1	Ambient Noise Level	42.4	NL/SOP/ENV-05 based IS:9989	Max. Ambient Noise-75 dB (A) or Insertion Loss: Min. 25 dB	DG Set (s) non- Operational
2	Ambient Noise Level	97.6			DG Set (s) Operational
3	1 meter Surface Acoustic enclosure when door is closed	71.2	NL/SOP/ENV-08 based on CPCB Guidelines:2018		DG Set (s) Operational

Remark:

*dB (A) Leq denotes the time weighted average of the level of sound in decibel on scale 'A' which is reliable to human hearing.
CPCB = Central Pollution Control Board



NOTE: The laboratory accepts the responsibility for content of report. The results contained in this test report related only to the sample tested. Test report shall not be reproduced except in full, without written approval of the laboratory. This report is intended only for your guidance and not for legal purpose or for advertisement. The report shall not be reproduced except in full without the written approval of this organization. Samples will be destroyed after 30 days from the date of issue of test certificate unless otherwise specified. Any complaints about this report should be communicated in writing within 7 days of issue of this report. Total liability of Nitya Laboratories is limited to the amount only. If you have any complaint/feedback regarding the sample collection/testing/test report, please send an email at info@nityalab.com and call at +91-191-2465597, +91-9872624093

CORPORATE OFFICE & CENTRAL LABORATORIES :-

Plot No. 118, Church Road, Behind Kausik Vatika, Bhagat Singh Colony, Ballabhgarh, Faridabad - 121004, Haryana, India

+91-129-2241021

+91-9013591021, +91-9013552273

labsnitya@gmail.com

www.nityalab.com

Test Report

Issued To M/s SJVN Limited
Shakti Sadan
Shimla, HP, India

ULR No.: TC636624000003119F
Test Report Date: 30/04/2024

Sample Particulars

Nature of the Sample : Soil
Sample Quantity & Packaging : 1Kg, Poly Bag
Sample Received at Lab : 26/04/2024
Test Started on : 26/04/2024
Test Completed : 30/04/2024
Method of Sampling : SOP/B/D-3
Date of Sampling : 24/04/2024
Place of Sampling : Near Auditorium

Analysis Report

Sr. No.	Parameters	Unit	Test Results	Protocol
1	pH	-	7.46	IS 2720 (P-26)
2	Conductivity	us/cm	214	IS 2720 (P-21)
3	Lead (as Pb)	mg/kg	ND	Ministry of agriculture Manual
4	Mercury (as Hg)	mg/kg	ND	Ministry of agriculture Manual
5	Arsenic (as As)	mg/kg	ND	Ministry of agriculture Manual
6	Total Chromium (as Cr)	mg/kg	ND	Ministry of agriculture Manual
7	Cadmium (as Cd)	mg/kg	ND	Ministry of agriculture Manual
8	Copper (as Cu)	mg/kg	ND	Ministry of agriculture Manual

Remark:
ND-Not Detected



TC-6366

NITYA LABORATORIES
AUTHORISED
(AUTHORISED SIGNATORY)
(RAVINDER MITTAL)

NOTE: The laboratory accepts the responsibility for content of report. The results contained in this test report related only to the sample tested. Test report shall not be reproduced except in full, without written approval of the laboratory. This report is intended only for your guidance and not for legal purpose or for advertisement. This report shall not be reproduced except in full without the written approval of the organization. Sample will be destroyed after 30 days from the date of issue of test certificate unless otherwise specified. Any complaints about this report should be communicated in writing within 7 days of issue of this report. Total liability of Nitya Laboratories is limited to invoiced amount only. If you have any complaint/feedback regarding the sample collection/testing/test report, please send an email at info@nityalab.com and call at +91-191-2465597, +91-9673924593

CORPORATE OFFICE & CENTRAL LABORATORIES :-

PLOT NO. 118, CHURCH ROAD, BEHIND KAUSIK VATIKA, BHAGAT SINGH COLONY, BALLABHGARH, FARIDABAD - 121004, HARYANA, INDIA

+91-129-2241021

+91-9013591021, +91-9013552273

labsnitya@gmail.com

www.nityalab.com

Test Report

Issued To M/s SJVN Limited
Shakti Sadan
Shimla, HP, India

ULR No.: TC636624000003120F
Test Report Date: 30/04/2024

Sample Particulars

Nature of the Sample : **Wastewater (STP)**
Sample Quantity & Packaging : 1.0 Liter, Pet Bottle (Each)
Sample Received at Lab : 26/04/2024
Test Started On : 26/04/2024
Test Completed On : 30/04/2024
Method of Sampling : SOP/B/D-3
Date of Sampling : 24/04/2024
Monitoring Conducted By : Mr. Ravinder
Sample Description : W-1: STP Outlet

Analysis Report

Sr. No.	Parameter	Unit	Result	Permissible Limits	Protocol
			W-1		
1	pH	...	7.67	5.5-9.0	IS:3025 (P-11)
2	Total Suspended Solids (TSS)	mg/l	24	200	IS:3025 (P-17)
3	Bio-Chemical Oxygen Demand (5 days at 20°C) (BOD)	mg/l	16	100	IS:3025 (P-44)
4	Faecal Coliform*	MPN/100 ml	486	-	IS:1622
5	Total Coliform*	MPN/100 ml	542	-	IS:1622

Remark: ND-Not Detected



TC-6366

(AUTHORISED SIGNATORY)

(RHYTHM BASSON*)



(AUTHORISED SIGNATORY)

(RAVINDER MITTAL)

NOTE: The laboratory accepts the responsibility for content of report. The results contained in this test report related only to the sample tested. Test report shall not be reproduced except in full, without written approval of the laboratory. This report is intended only for your guidance and not for legal purpose or for advertisement. This report shall not be reproduced except in full without the written approval of this organization. Samples will be destroyed after 30 days from the date of issue of test certificate unless otherwise specified. Any complaints about this report should be communicated in writing within 7 days of issue of this report. Total liability of Nitya Laboratories is limited invoiced amount only. If you have any complaint/feedback regarding the sample collection/testing/test report, please send an email at info@nityalab.com and call at +91-191-2465597, +91-9973934993

CORPORATE OFFICE & CENTRAL LABORATORIES :-

Plot No. 118, Church Road, Behind Kausik Vatika, Bhagat Singh Colony, Ballabgarh, Faridabad - 121004, Haryana, India

+91-129-2241021

+91-9013591021, +91-9013552273

labsnitya@gmail.com

www.nityalab.com

Test Report

Issued To M/s SJVN Limited
Shakti Sadan
Shimla, HP, India

ULR No.: TC636624000003121F

Test Report Date: 30/04/2024

Sample Particulars

Nature of the Sample : Ground Water
Sample Quantity & Packaging : 1.0 Liter, Pet Bottle (Each)
Sample Received at Lab : 26/04/2024
Test Started On : 26/04/2024
Test Completed On : 30/04/2024
Method of Sampling : SOP/B/D-3
Date of Sampling : 24/04/2024
Monitoring Conducted By : Mr. Ravinder
Sample Description : Borewell for Drinking

Analysis Report

Sr. No.	Parameters	Unit	Test Results	Requirement IS:10500		Protocol
				Desirable	Permissible	
1	pH	-	7.24	6.5-8.5	6.5-8.5	IS:3025 (P-11)
2	Total Dissolved Solids	mg/l	186	500	2000	IS:3025 (P-16)
3	Total Hardness as (CaCO ₃)	mg/l	142	200	600	IS:3025 (P-21)
4	Total Alkalinity as CaCO ₃	mg/l	76	200	600	IS:3025 (P-23)
5	Iron (as Fe)	mg/l	ND [DL- 0.05]	0.3	No Relaxation	APHA 23 rd Ed.
6	Zinc as Zn	mg/l	ND [DL- 0.05]	5	15	APHA 23 rd Ed.
7	Manganese as Mn	mg/l	ND [DL- 0.05]	0.1	0.3	IS:3025 (P-59)
8	Total Ammonia	mg/l	ND [DL- 0.01]	0.5	No Relaxation	IS:3025 (P-34)
9	Cadmium as Cd	mg/l	ND [DL- 0.001]	0.003	No Relaxation	APHA 23 rd Ed.
10	Fluoride as F	mg/l	ND [DL- 0.1]	1.0	1.5	IS:3025 (P-60)
11	Chromium as Cr	mg/l	ND [DL- 0.05]	0.05	No Relaxation	APHA 23 rd Ed.
12	Lead as Pb	mg/l	ND [DL- 0.005]	0.01	No Relaxation	APHA 23 rd Ed.
13	Nickel as Ni	mg/l	ND [DL- 0.01]	0.02	No Relaxation	APHA 23 rd Ed.
14	Arsenic as As	mg/l	ND [DL- 0.01]	0.01	0.05	APHA 23 rd Ed.

Remark:
ND-Not Detected



TC-6366



NOTE: The laboratory accepts the responsibility for content of report. The results contained in this test report related only to the sample tested. Test report shall not be reproduced except in full, without written approval of the laboratory. This report is intended only for your guidance and not for legal purpose or for advertisement. This report shall not be reproduced except in full without the written approval of this organization. Samples will be destroyed after 30 days from the date of issue of test certificate unless otherwise specified. Any complaints about the report should be communicated in writing within 7 days of issue of the report. Total liability of Nitya Laboratories is limited invoiced amount only. If you have any complaint/feedback regarding the sample collection/testing/test report, please send an email at info@nityalab.com and call at +91-191-2465597, +91-9873824093

CORPORATE OFFICE & CENTRAL LABORATORIES :-

PLOT NO. 118, CHURCH ROAD, BEHIND KAUSIK VATIKA, BHAGAT SINGH COLONY, BALLABHGARH, FARIDABAD - 121004, HARYANA, INDIA

+91-129-2241021

+91-9013591021, +91-9013552273

labsnitya@gmail.com

www.nityalab.com

Test Report

Issued To M/s SJVN Limited
Shakti Sadan
Shimla, HP, India

ULR No.: TC636624000003123F
Test Report Date: 30/04/2024

Sample Particulars:

Nature of the Sample : Stack Gas Emission
Date of Sampling : 24/04/2024
Sample Received at Lab : 26/04/2024
Test Started On : 26/04/2024
Test Completed On : 30/04/2024
Purpose of Monitoring : To Check the Pollution Load
Sampling Location : DG Set-1 of Capacity 1010 KVA
Method of Sampling : IS: 11255 (P-7)
Normal Operating Schedule : As per requirement
Type of Stack /Duct : Mild Steel
Stack height from Ground Level (m) : 27
Diameter of the Stack (m) : 0.15
Sampling Duration (min) : 40

Observations:

Flue Gas Temperature °C : 109
Ambient Air Temperature °C : 19
Flue Gas Velocity (m/s) : 11.29

Analysis Report

Sr. No.	Parameters	Unit	Test Results	Permissible Limits (As per CPCB)	Test Method
1	Particulate Matter, (as PM)	g/kw-hr	0.15	0.2	IS-11255(P-1)



NOTE: The laboratory accepts the responsibility for content of report. The results contained in this test report related only to the sample tested. Test report shall not be reproduced except in full, without written approval of the laboratory. The report is intended only for your guidance and not for legal purposes or for advertisement. This report shall not be reproduced except in full without the written approval of this organization. Samples will be destroyed after 30 days from the date of issue of test certificate unless otherwise specified. Any complaints about this report should be communicated in writing within 7 days of issue of this report. Total liability of Nitya Laboratories is limited to invoice amount only. If you have any complaints/feedback regarding the sample collection/testing/test report, please send an email at info@nityalab.com and call at +91-191-2465597, +91-9675924003

CORPORATE OFFICE & CENTRAL LABORATORIES :-

Plot No. 118, Church Road, Behind Kausik Vatika, Bhagat Singh Colony, Ballabgarh, Faridabad - 121004, Haryana, India

+91-129-2241021

+91-9013591021, +91-9013552273

labsnitya@gmail.com

www.nityalab.com

Test Report

Issued To **M/s SJVN Limited**
Shakti Sadan
Shimla, HP, India

Test Report No.: 202404240111
Test Report Date: 04/02/2023

Sample Particulars:

Nature of the Sample : Stack Gas Emission
Date of Sampling : 24/04/2024
Sample Received at Lab : 26/04/2024
Test Started On : 26/04/2024
Test Completed On : 30/04/2024
Purpose of Monitoring : To Check the Pollution Load
Sampling Location : DG Set-1 of Capacity 1010 KVA
Method of Sampling : IS: 11255 (P-7)
Normal Operating Schedule : As per requirement
Type of Stack /Duct : Mild Steel
Stack height from Ground Level (m) : 27
Diameter of the Stack (m) : 0.15
Sampling Duration (min) : 40

Observations:

Flue Gas Temperature °C : 109
Ambient Air Temperature °C : 19
Flue Gas Velocity (m/s) : 11.29

Analysis Report

Sr. No.	Parameters	Unit	Test Results	Permissible Limits (As per CPCB)
1	Oxide of Nitrogen (as NO _x) + Non-Methane Hydrocarbon (NMHC)	g/kw-hr	2.4	4.0
2	Oxides of Sulphur (as SO ₂)	mg/Nm ³	ND (DL-1)	Not Specified
3	Carbon Monoxide (as CO)	g/kw-hr	1.3	3.5

Remark:

ND-Not Detected, DL-Detection Limit

NITYA LABORATORIES
AUTHORISED
(AUTHORISED SIGNATORY)
(RAVINDER MITTAL)

NOTE: The laboratory accepts the responsibility for content of report. The results contained in this test report related only to the sample tested. Test report shall not be reproduced except in full, without written approval of the laboratory. This report is intended only for your guidance and not for legal purpose or for advertisement. This report shall not be reproduced except in full without the written approval of this organization. Samples will be destroyed after 30 days from the date of issue of test certificate unless otherwise specified. Any complaints about the report should be communicated in writing within 7 days of issue of this report. Total liability of Nitya Laboratories is limited invoiced amount only. If you have any complaint/feedback regarding the sample collection/testing/test report, please send an email at info@nityalab.com and call at +91-191-2465597, +91-9873924093

CORPORATE OFFICE & CENTRAL LABORATORIES :-

PLOT NO. 118, CHURCH ROAD, BEHIND KAUSIK VATIKA, BHAGAT SINGH COLONY, BALLABHGARH, FARIDABAD - 121004, HARYANA, INDIA

+91-129-2241021

+91-9013591021, +91-9013552273

labsnitya@gmail.com

www.nityalab.com

Test Report

Issued To M/s SJVN Limited
Shakti Sadan
Shimla, HP, India

ULR No.: TC836624000004292F
Test Report Date: 22/06/2024

Sample Particulars

Nature of the Sample : Ambient Air Quality Monitoring
Date of Sampling : 13/06/2024-14/06/2024
Time of Sampling (Hrs) : 09:50 AM
Sample Received at Lab : 15/06/2024
Test Started On : 15/06/2024
Test Completed On : 21/06/2024
Purpose of Monitoring : To Check the Pollution Load
Method of Sampling : IS 5182 (Part 14)
Sampling Location : Near Guest House
Avg. Flow Rate of Air for RDS (m3/min) : 1.12
Avg. Flow Rate of Air for FPS (m3/hr) : 1.00
Monitoring Conducted By : Mr. Shyam
Ambient Temperature (°C) : 26
Sampling Duration (Hrs.) : 24 Hrs.

Analysis Report

Sr. No.	Parameters	Test Results	*NAAQS:2009 Standards	Test Method
1.	Particulate Matter (PM _{2.5}), µg/m ³	29.39	60	40CFR Appendix L Part 53 CPCB Guidelines
2.	Particulate Matter (PM ₁₀), µg/m ³	60.14	100	IS-5182(P-23)
3.	Sulphur Dioxide (as SO ₂), µg/m ³	8.32	80	IS-5182(P-2)
4.	Nitrogen Dioxide (as NO ₂), µg/m ³	10.32	80	IS-5182(P-6)

Remark: *NAAQS – National Ambient Air Quality Standards; Schedule-VI, [Rule 3 (3B)], [Part



TC-6366



(AUTHORISED SIGNATORY)
(RAVINDER MITTAL)

NOTE: The laboratory accepts the responsibility for content of report. The results contained in this test report related only to the sample tested. Test report shall not be reproduced except in full, without written approval of the laboratory. This report is intended only for your guidance and not for legal purpose or for advertisement. This report shall not be reproduced except in full without the written approval of this organization. Samples will be destroyed after 30 days from the date of issue of test certificate unless otherwise specified. Any complaints about this report should be communicated in writing within 7 days of issue of the report. Total liability of Nitya Laboratories is limited invoiced amount only, if you have any complaint/feedback regarding the sample collection/testing/test report, please send an email at info@nityalab.com and call at +91-191-2465597, +91-9873832993

CORPORATE OFFICE & CENTRAL LABORATORIES :-

Plot No. 118, Church Road, Behind Kausik Vatika, Bhagat Singh Colony, Ballabgarh, Faridabad - 121004, Haryana, India

+91-129-2241021

+91-9013591021, +91-9013552273

labsnitya@gmail.com

www.nityalab.com

Test Report

Issued To M/s SJVN Limited
Shakti Sadan
Shimla, HP, India

ULR No.: TC636624000004293F
Test Report Date: 22/06/2024

Sample Particulars

Nature of the Sample : Ambient Noise
Date of Sampling : 13/06/2024
Purpose of Monitoring : To Check the Pollution Load
Parameter Tested : Noise Level, Leq dB (A)*
Instrument Used : Sound Level Meter
Place of Monitoring : Near Guest House

Analysis Report

Sr. No.	Location	Test Result dB(A) Day Time
Permissible Limit in *dB(A) Leq for Residential Area		55 dB(A)
1	Near Guest House	53.7

Remark: *dB (A) Leq denotes the time weighted average of the level of sound in decibel on scale 'A' which is reliable to human hearing.
CPCB = Central Pollution Control Board

Note: The Noise Ambient Air Quality Standards are given for reference

Area Code	Category of Area	Limits dB (A) Leq	
		Day Time (6AM – 10PM)	Night Time (10PM – 06AM)
A	Industrial Area	75	70
B	Commercial Area	65	55
C	Residential Area	55	45
D	Silence Zone	50	40

Remark: *dB (A) Leq denotes the time weighted average of the level of sound in decibel on scale 'A' which is reliable to human hearing.
CPCB = Central Pollution Control Board



TC-6366



NOTE: The laboratory accepts the responsibility for content of report. The results contained in this test report related only to the sample tested. Test report shall not be reproduced except in full, without written approval of the laboratory. This report is intended only for your guidance and not for legal purpose or for advertisement. This report shall not be reproduced except in full without the written approval of the organization. Samples will be destroyed after 30 days from the date of issue of test certificate unless otherwise specified. Any complaints about this report should be communicated in writing within 7 days of issue of this report. Total liability of Nitya Laboratories is limited invoiced amount only. If you have any complaint/feedback regarding the sample collection/testing/test report, please send an email at info@nityalab.com and call at +91-191-2465597, +91-9873624093

CORPORATE OFFICE & CENTRAL LABORATORIES :-

Plot No. 118, Church Road, Behind Kausik Vatika, Bhagat Singh Colony, Ballabgarh, Faridabad - 121004, Haryana, India

+91-129-2241021

+91-9013591021, +91-9013552273

labsnitya@gmail.com

www.nityalab.com

Test Report

Issued To M/s SJVN Limited
Shakti Sadan
Shimla, HP, India

ULR No.: TC636624000004294F
Test Report Date: 22/06/2024

Sample Particulars

Nature of the Sample : **DG Noise**
Date of Sampling : 13/06/2024
Purpose of Monitoring : To Check the Pollution Load
Parameter Tested : Noise Level, Leq dB (A)*
Instrument Used : Sound Level Meter
Place of Monitoring : DG Set of Capacity 1010 KVA

Analysis Report

Sr. No.	Location	Test Result dB (A)	Test Method	Standard	Remark
1	Ambient Noise Level	45.2	NL/SOP/ENV-05 based IS:9989	Max. Ambient Noise-75 dB (A)	DG Set (s) non-Operational
2	Ambient Noise Level	94.5		or	DG Set (s) Operational
3	1 meter Surface Acoustic enclosure when door is closed	70.1	NL/SOP/ENV-08 based on CPCB Guidelines:2018	Insertion Loss: Min. 25 dB	DG Set (s) Operational

Remark:

*dB (A) Leq denotes the time weighted average of the level of sound in decibel on scale 'A' which is relatable to human hearing.
CPCB = Central Pollution Control Board



TC-6366

NITYA LABORATORIES
AUTHORISED
(AUTHORISED SIGNATORY)
(RAVINDER MITTAL)

NOTE: The laboratory accepts the responsibility for content of report. The results contained in this test report related only to the sample tested. Test report shall not be reproduced except in full, without written approval of the laboratory. This report is intended only for your guidance and not for legal purposes or for advertisement. This report shall not be reproduced except in full without the written approval of the organization. Samples will be destroyed after 30 days from the date of issue of test certificate unless otherwise specified. Any complaints about this report should be communicated in writing within 7 days of issue of this report. Total liability of Nitya Laboratories is limited invoiced amount only. If you have any complaints/feedback regarding the sample collection/testing/test report, please send an email at info@nityalab.com and call at +91-191-2465597, +91-9873924063

CORPORATE OFFICE & CENTRAL LABORATORIES :-

43, PLOT NO. 118, CHURCH ROAD, BEHIND KAUSIK VATIKA, BHAGAT SINGH COLONY, BALLABHGARH, FARIDABAD - 121004, HARYANA, INDIA

+91-129-2241021

+91-9013591021, +91-9013552273

labsnitya@gmail.com

www.nityalab.com

Test Report

Issued To M/s SJVN Limited
Shakti Sadan
Shimla, HP, India

ULR No.: TC636624000004295F
Test Report Date: 22/06/2024

Sample Particulars

Nature of the Sample : Soil
Sample Quantity & Packaging : 1Kg, Poly Bag
Sample Received at Lab : 15/06/2024
Test Started on : 15/06/2024
Test Completed : 21/06/2024
Method of Sampling : SOP/B/D-3
Date of Sampling : 13/06/2024
Place of Sampling : Near Guest House

Analysis Report

Sr. No.	Parameters	Unit	Test Results	Protocol
1	pH	-	7.75	IS 2720 (P-26)
2	Conductivity	us/cm	301	IS 2720 (P-21)
3	Lead (as Pb)	mg/kg	ND	Ministry of agriculture Manual
4	Mercury (as Hg)	mg/kg	ND	Ministry of agriculture Manual
5	Arsenic (as As)	mg/kg	ND	Ministry of agriculture Manual
6	Total Chromium (as Cr)	mg/kg	ND	Ministry of agriculture Manual
7	Cadmium (as Cd)	mg/kg	ND	Ministry of agriculture Manual
8	Copper (as Cu)	mg/kg	ND	Ministry of agriculture Manual

Remark: ND-Not Detected



TC-6366

(AUTHORISED SIGNATORY)
(RAVINDER MITTAL)

NOTE: The laboratory accepts the responsibility for content of report. The results contained in the test report related only to the sample tested. Test report shall not be reproduced except in full, without written approval of the laboratory. This report is intended only for your guidance and not for legal purpose or for advertisement. This report shall not be reproduced except in full without the written approval of the organization. Sample will be destroyed after 30 days from the date of issue of test certificate unless otherwise specified. Any complaints about this report should be communicated in writing within 7 days of issue of this report. Total liability of Nitya Laboratories is limited invoiced amount only. If you have any complaint/feedback regarding the sample collection/testing/test report, please send an email at info@nityalab.com and call at +91-191-2465597, +91-9873934093

CORPORATE OFFICE & CENTRAL LABORATORIES :-

43, PLOT NO. 118, CHURCH ROAD, BEHIND KAUSIK VATIKA, BHAGAT SINGH COLONY, BALLABHGARH, FARIDABAD - 121004, HARYANA, INDIA

+91-129-2241021

+91-9013591021, +91-9013552273

labsnitya@gmail.com

www.nityalab.com

Test Report

Issued To **M/s SJVN Limited**
Shakti Sadan
Shimla, HP, India

ULR No.: TC63662400004296F-4297F
Test Report Date: 22/06/2024

Sample Particulars

Nature of the Sample : **Wastewater (STP)**
Sample Quantity & Packaging : 1.0 Liter, Pet Bottle (Each)
Sample Received at Lab : 15/06/2024
Test Started On : 15/06/2024
Test Completed On : 21/06/2024
Method of Sampling : SOP/B/D-3
Date of Sampling : 13/06/2024
Monitoring Conducted By : Mr. Ravinder
Sample Description : W-1: STP Inlet
W-2: STP Outlet

Analysis Report

Sr. No.	Parameter	Unit	Result		Permissible Limits	Protocol
			W-1	W-2		
1	pH	...	6.70	7.25	5.5-9.0	IS:3025 (P-11)
2	Total Suspended Solids (TSS)	mg/l	128	36	200	IS:3025 (P-17)
3	Bio-Chemical Oxygen Demand (5 days at 20°C) (BOD)	mg/l	120	14	100	IS:3025 (P-44)
4	Faecal Coliform*	MPN/100 ml	426	79	-	IS:1622
5	Total Coliform*	MPN/100 ml	698	94	-	IS:1622

Remark:
ND-Not Detected



(AUTHORISED SIGNATORY)

(RHYTHM BASSON*)

(AUTHORISED SIGNATORY)

(RAVINDER MITTAL)

NOTE: The laboratory accepts the responsibility for content of report. The results contained in this test report related only to the sample tested. Test report shall not be reproduced except in full, without written approval of the laboratory. This report is intended only for your guidance and not for legal purpose or for advertisement. This report shall not be reproduced except in full without the written approval of the organization. Samples will be destroyed after 30 days from the date of issue of test certificate unless otherwise specified. Any complaints about this report should be communicated in writing within 7 days of issue of the report. Total liability of Nitya Laboratories is limited invoice amount only. If you have any complaint/feedback regarding the sample collection/testing/test report, please send an email at info@nityalab.com and call at +91-191-2465597, +91-9873224093

CORPORATE OFFICE & CENTRAL LABORATORIES :-

9 PLOT NO. 118, CHURCH ROAD, BEHIND KAUSIK VATIKA, BHAGAT SINGH COLONY, BALLABHGARH, FARIDABAD - 121004, HARYANA, INDIA

+91-129-2241021

+91-9013591021, +91-9013552273

labsnitya@gmail.com

www.nityalab.com

Test Report

Issued To **M/s SJVN Limited**
Shakti Sadan
Shimla, HP, India

ULR No.: TC638624000004300F
Test Report Date: 22/06/2024

Sample Particulars

Nature of the Sample : **Ground Water**
Sample Quantity & Packaging : 1.0 Liter, Pet Bottle (Each)
Sample Received at Lab : 15/06/2024
Test Started On : 15/06/2024
Test Completed On : 21/06/2024
Method of Sampling : SOP/B/D-3
Date of Sampling : 13/06/2024
Monitoring Conducted By : Mr. Ravinder
Sample Description : Borewell for Drinking

Analysis Report

Sr. No.	Parameters	Unit	Test Results	Requirement IS:10500		Protocol
				Desirable	Permissible	
1	pH	-	7.24	6.5-8.5	6.5-8.5	IS:3025 (P-11)
2	Total Dissolved Solids	mg/l	200	500	2000	IS:3025 (P-16)
3	Total Hardness as (CaCO ₃)	mg/l	140	200	600	IS:3025 (P-21)
4	Total Alkalinity as CaCO ₃	mg/l	70	200	600	IS:3025 (P-23)
5	Iron (as Fe)	mg/l	ND [DL- 0.05]	0.3	No Relaxation	APHA 23 rd Ed.
6	Zinc as Zn	mg/l	ND [DL- 0.05]	5	15	APHA 23 rd Ed.
7	Manganese as Mn	mg/l	ND [DL- 0.02]	0.1	0.3	IS:3025 (P-59)
8	Total Ammonia	mg/l	ND [DL- 0.01]	0.5	No Relaxation	IS:3025 (P-34)
9	Cadmium as Cd	mg/l	ND [DL- 0.001]	0.003	No Relaxation	APHA 23 rd Ed.
10	Fluoride as F	mg/l	ND [DL- 0.1]	1.0	1.5	IS:3025 (P-60)
11	Chromium as Cr	mg/l	ND [DL- 0.05]	0.05	No Relaxation	APHA 23 rd Ed.
12	Lead as Pb	mg/l	ND [DL- 0.01]	0.01	No Relaxation	APHA 23 rd Ed.
13	Nickel as Ni	mg/l	ND [DL- 0.1]	0.02	No Relaxation	APHA 23 rd Ed.
14	Arsenic as As	mg/l	ND [DL- 0.01]	0.01	0.05	APHA 23 rd Ed.

Remark
ND-Not Detected



TC-6366



NOTE: The laboratory accepts the responsibility for content of report. The results contained in this test report related only to the sample tested. Test report shall not be reproduced except in full, without written approval of the laboratory. This report is intended only for your guidance and not for legal purpose or for advertisement. This report shall not be reproduced except in full without the written approval of this organization. Samples will be destroyed after 30 days from the date of issue of last certificate unless otherwise specified. Any complaints about this report should be communicated in writing within 7 days of issue of this report. Total liability of Nitya Laboratories is limited to invoice amount only. If you have any complaint/feedback regarding the sample collection/testing/test report, please send an email at info@nityalab.com and call at +91-191-2465597, +91-9873824093

CORPORATE OFFICE & CENTRAL LABORATORIES :-

PLOT NO. 118, CHURCH ROAD, BEHIND KAUSIK VATIKA, BHAGAT SINGH COLONY, BALLABHGARH, FARIDABAD - 121004, HARYANA, INDIA
+91-129-2241021 +91-9013591021, +91-9013552273 labsnitya@gmail.com www.nityalab.com

Test Report

Issued To **M/s SJVN Limited**
Shakti Sadan
Shimla, HP, India

Test Report No.: 202408300110
Test Report Date: 09/09/2024

Sample Particulars

Nature of the Sample : **Ambient Air Quality Monitoring**
Date of Sampling : 30/08/2024-31/08/2024
Time of Sampling (Hrs) : 10:20 AM
Sample Received at Lab : 02/09/2024
Test Started On : 02/09/2024
Test Completed On : 07/09/2024
Purpose of Monitoring : To Check the Pollution Load
Method of Sampling : IS 5182 (Part 14)
Sampling Location : Parking Area
Avg. Flow Rate of Air for RDS (m³/min) : 1.14
Avg. Flow Rate of Air for FPS (m³/hr) : 0.98
Monitoring Conducted By : Mr. Shivendra
Ambient Temperature (°C) : 22
Sampling Duration (Hrs.) : 24 Hrs.

Analysis Report

Sr. No.	Parameters	Test Results	#NA, QS:2009 Standards	Test Method
1.	Particulate Matter (PM _{2.5}), µg/m ³	22.60	60	40CFR Appendix L Part 53 CPCB Guidelines
2.	Particulate Matter (PM ₁₀), µg/m ³	53.40	100	IS-5182(P-23)
3.	Sulphur Dioxide (as SO ₂), µg/m ³	9.20	80	IS-5182(P-2)
4.	Nitrogen Dioxide (as NO ₂), µg/m ³	11.90	80	IS-5182(P-6)

Remark: *NAAQS – National Ambient Air Quality Standards; Schedule-VII, [Rule 3 (30)], [Part

(AUTHORISED SIGNATORY)
(RAVINDER MITTAL)

NOTE: The laboratory accepts the responsibility for content of report. The results contained in this test report related only to the sample tested. Test report shall not be reproduced except in full, without written approval of the laboratory. This report is intended only for your guidance and not for legal purpose or for advertisement. This report shall not be reproduced except in full without the written approval of this organization. Samples will be destroyed after 30 days from the date of issue of test certificate unless otherwise specified. Any complaints about this report should be communicated in writing within 7 days of issue of this report. Total liability of Nitya Laboratories is limited to the amount only. If you have any complaint/feedback regarding the sample collection/testing/test report, please send an email at info@nityalab.com and call at +91-191-2465597, +91-9873824093

CORPORATE OFFICE & CENTRAL LABORATORIES :-

PLOT NO. 118, CHURCH ROAD, BEHIND KAUSIK VATIKA, BHAGAT SINGH COLONY, BALLABHGARH, FARIDABAD - 121004, HARYANA, INDIA

+91-129-2241021

+91-9013591021, +91-9013552273

labsnitya@gmail.com

www.nityalab.com

Test Report

Issued To **M/s SJVN Limited**
Shakti Sadan
Shimla, HP, India

Test Report No.: 202408300114
Test Report Date: 09/09/2024

Sample Particulars

Nature of the Sample : **Wastewater (STP)**
Sample Quantity & Packaging : 1.0 Liter, Pet Bottle (Each)
Sample Received at Lab : 02/09/2024
Test Started On : 02/09/2024
Test Completed On : 07/09/2024
Method of Sampling : SOP/B/D-3
Date of Sampling : 30/08/2024
Monitoring Conducted By : Mr. Shivendra
Sample Description : W-1: STP Outlet

Analysis Report

Sr. No.	Parameter	Unit	Result	Permissible Limits	Protocol
			W-1		
1	pH	...	7.74	5.5-9.0	IS:3025 (P-11)
2	Total Suspended Solids (TSS)	mg/l	32	200	IS:3025 (P-17)
3	Bio-Chemical Oxygen Demand (5 days at 20°C) (BOD)	mg/l	13	100	IS:3025 (P-44)
4	Faecal Coliform*	MPN/100 ml	500	-	IS:1622
5	Total Coliform*	MPN/100 ml	669	-	IS:1622

Remark:
ND-Not Detected


(AUTHORISED SIGNATORY)
(RHYTHM BASSON*)


(AUTHORISED SIGNATORY)
(RAVINDER MITTAL)

NOTE: The laboratory accepts the responsibility for content of report. The results contained in this test report related only to the sample tested. Test report shall not be reproduced except in full, without written approval of the laboratory. This report is intended only for your guidance and not for legal purpose or for advertisement. This report shall not be reproduced except in full without the written approval of this organization. Samples will be destroyed after 30 days from the date of issue of test certificate unless otherwise specified. Any complaints about this report should be communicated in writing within 7 days of issue of this report. Total liability of Nitya Laboratories is limited invoice amount only. If you have any complaint/feedback regarding the sample collection/testing/test report, please send an email at info@nityalab.com and call at +91-191-2465597, +91-9873924993

CORPORATE OFFICE & CENTRAL LABORATORIES :-

PLOT NO. 118, CHURCH ROAD, BEHIND KAUSIK VATIKA, BHAGAT SINGH COLONY, BALLABHGARH, FARIDABAD - 121004, HARYANA, INDIA

+91-129-2241021

+91-9013591021, +91-9013552273

labsnitya@gmail.com

www.nityalab.com

Test Report

Issued To **M/s SJVN Limited**
Shakti Sadan
Shimla, HP, India

Test Report No.: 202408300112

Test Report Date: 09/09/2024

Sample Particulars

Nature of the Sample : **DG Noise**
Date of Sampling : **30/08/2024**
Purpose of Monitoring : **To Check the Pollution Load**
Parameter Tested : **Noise Level, Leq dB (A)***
Instrument Used : **Sound Level Meter**
Place of Monitoring : **DG Set of Capacity 500 KVA**

Analysis Report

Sr. No.	Location	Test Result dB (A)	Test Method	Standard	Remark
1	Ambient Noise Level	45.4	NL/SOP/ENV-05 based IS:9989	Max. Ambient Noise-75 dB (A) or Insertion Loss: Min. 25 dB	DG Set (s) non- Operational
2	Ambient Noise Level	94.5			DG Set (s) Operational
3	1 meter Surface Acoustic enclosure when door is closed	71.8	NL/SOP/ENV-08 based on CPCB Guidelines:2018		DG Set (s) Operational

Remark:

*dB (A) Leq denotes the time weighted average of the level of sound in decibel on scale 'A' which is reliable to human hearing.
CPCB = Central Pollution Control Board



(AUTHORISED SIGNATORY)

(RAVINDER MITTAL)

NOTE: The laboratory accepts the responsibility for content of report. The results contained in this test report related only to the sample tested. Test report shall not be reproduced except in full, without written approval of the laboratory. This report is intended only for your guidance and not for legal purpose or for advertisement. This report shall not be reproduced except in full without the written approval of this organization. Samples will be destroyed after 30 days from the date of issue of test certificate unless otherwise specified. Any complaints about this report should be communicated in writing within 7 days of issue of this report. Total liability of Nitya Laboratories is limited invoiced amount only. If you have any complaint/feedback regarding the sample collection/testing/test report, please send an email at info@nityalab.com and call at +91-191-2465597, +91-8873924093

CORPORATE OFFICE & CENTRAL LABORATORIES :-

◆ PLOT NO. 118, CHURCH ROAD, BEHIND KAUSIK VATIKA, BHAGAT SINGH COLONY, BALLABHGARH, FARIDABAD - 121004, HARYANA, INDIA

☎ +91-129-2241021

☎ +91-9013591021, +91-9013552273

✉ labsnitya@gmail.com

🌐 www.nityalab.com

Test Report

Issued To **M/s SJVN Limited**
Shakti Sadan
Shimla, HP, India

Test Report No.: **202408300111**

Test Report Date: **09/09/2024**

Sample Particulars

Nature of the Sample : **Ambient Noise**
Date of Sampling : **30/08/2024**
Purpose of Monitoring : **To Check the Pollution Load**
Parameter Tested : **Noise Level, Leq dB (A)***
Instrument Used : **Sound Level Meter**
Place of Monitoring : **Near Parking Area**

Analysis Report

Sr. No.	Location	Test Result dB(A) Day Time
Permissible Limit in *dB(A) Leq for Residential Area		55 dB(A)
1	Near Parking Area	50.85

Remark: *dB (A) Leq denotes the time weighted average of the level of sound in decibel on scale 'A' which is relatable to human hearing.
CPCB = Central Pollution Control Board

Note: The Noise Ambient Air Quality Standards are given for reference

Area Code	Category of Area	Limits dB (A) Leq	
		Day Time (6AM – 10PM)	Night Time (10PM – 06AM)
A	Industrial Area	75	70
B	Commercial Area	65	55
C	Residential Area	55	45
D	Silence Zone	50	40

Remark: *dB (A) Leq denotes the time weighted average of the level of sound in decibel on scale 'A' which is relatable to human hearing.
CPCB = Central Pollution Control Board



(AUTHORISED SIGNATORY)

(RAVINDER MITTAL)

NOTE: The laboratory accepts the responsibility for content of report. The results contained in this test report relate only to the sample tested. Test report shall not be reproduced in full, without written approval of the laboratory. This report is intended only for your guidance and not for legal purpose or for advertisement. This report shall not be reproduced except in full without the written approval of this organization. Samples will be destroyed after 30 days from the date of issue of test certificate unless otherwise specified. Any complaints about this report should be communicated in writing within 7 days of issue of this report. Total liability of Nitya Laboratories is limited invoiced amount only. If you have any complaint/feedback regarding the sample collection/testing/test report, please send an email at info@nityalab.com and call at +91-191-2465597, +91-9873924083

CORPORATE OFFICE & CENTRAL LABORATORIES :-

Plot No. 118, Church Road, Behind Kausik Vatika, Bhagat Singh Colony, Ballabgarh, Faridabad - 121004, Haryana, India

+91-129-2241021

+91-9013591021, +91-9013552273

labsnitya@gmail.com

www.nityalab.com

Test Report

Issued To **M/s SJVN Limited**
Shakti Sadan
Shimla, HP, India

Test Report No.: 202408300113

Test Report Date: 09/09/2024


Sample Particulars

Nature of the Sample : Soil
Sample Quantity & Packaging : 1Kg, Poly Bag
Sample Received at Lab : 02/09/2024
Test Started on : 02/09/2024
Test Completed : 07/09/2024
Method of Sampling : SOP/B/D-3
Date of Sampling : 30/08/2024
Place of Sampling : Near Guest House

Analysis Report

Sr. No.	Parameters	Unit	Test Results	Protocol
1	pH	-	7.38	IS 2720 (P-26)
2	Conductivity	us/cm	240	IS 2720 (P-21)
3	Lead (as Pb)	mg/kg	ND	Ministry of agriculture Manual
4	Mercury (as Hg)	mg/kg	ND	Ministry of agriculture Manual
5	Arsenic (as As)	mg/kg	ND	Ministry of agriculture Manual
6	Total Chromium (as Cr)	mg/kg	ND	Ministry of agriculture Manual
7	Cadmium (as Cd)	mg/kg	ND	Ministry of agriculture Manual
8	Copper (as Cu)	mg/kg	ND	Ministry of agriculture Manual

Remark:
ND-Not Detected



(AUTHORISED SIGNATORY)

(RAVINDER MITTAL)

NOTE: The laboratory accepts the responsibility for content of report. The results contained in this test report related only to the sample tested. Test report shall not be reproduced except in full, without written approval of the laboratory. This report is intended only for your guidance and not for legal purpose or for advertisement. This report shall not be reproduced except in full without the written approval of this organization. Samples will be destroyed after 30 days from the date of issue of test certificate unless otherwise specified. Any complaints about this report should be communicated in writing within 7 days of issue of this report. Total liability of Nitya Laboratories is limited invoiced amount only. If you have any complaint/feedback regarding the sample collection/testing/test report, please send an email at info@nityalab.com and call at +91-191-2465597, +91-9873924093

CORPORATE OFFICE & CENTRAL LABORATORIES :-

43, PLOT NO. 118, CHURCH ROAD, BEHIND KAUSIK VATIKA, BHAGAT SINGH COLONY, BALLABHGARH, FARIDABAD - 121004, HARYANA, INDIA

+91-129-2241021

+91-9013591021, +91-9013552273

labsnitya@gmail.com

www.nityalab.com

Test Report

Issued To **M/s SJVN Limited**
Shakti Sadan
Shimla, HP, India

Test Report No.: 202408300115
Test Report Date: 09/09/2024

Sample Particulars

Nature of the Sample : **Ground Water**
Sample Quantity & Packaging : **1.0 Liter, Pet Bottle (Each)**
Sample Received at Lab : **02/09/2024**
Test Started On : **02/09/2024**
Test Completed On : **07/09/2024**
Method of Sampling : **SOP/B/D-3**
Date of Sampling : **30/08/2024**
Monitoring Conducted By : **Mr. Shivendra**
Sample Description : **Borewell for Drinking**

Analysis Report

Sr. No.	Parameters	Unit	Test Results	Requirement IS:10500		Protocol
				Desirable	Permissible	
1	pH	-	7.15	6.5-8.5	6.5-8.5	IS:3025 (P-11)
2	Total Dissolved Solids	mg/l	210	500	2000	IS:3025 (P-16)
3	Total Hardness as (CaCO ₃)	mg/l	160	200	600	IS:3025 (P-21)
4	Total Alkalinity as CaCO ₃	mg/l	90	200	600	IS:3025 (P-23)
5	Iron (as Fe)	mg/l	ND [DL- 0.05]	0.3	No Relaxation	APHA 23 rd Ed.
6	Zinc as Zn	mg/l	ND [DL- 0.05]	5	15	APHA 23 rd Ed.
7	Manganese as Mn	mg/l	ND [DL- 0.05]	0.1	0.3	IS:3025 (P-59)
8	Total Ammonia	mg/l	ND [DL- 0.01]	0.5	No Relaxation	IS:3025 (P-34)
9	Cadmium as Cd	mg/l	ND [DL- 0.001]	0.003	No Relaxation	APHA 23 rd Ed.
10	Fluoride as F	mg/l	ND [DL- 0.1]	1.0	1.5	IS:3025 (P-60)
11	Chromium as Cr	mg/l	ND [DL- 0.05]	0.05	No Relaxation	APHA 23 rd Ed.
12	Lead as Pb	mg/l	ND [DL- 0.005]	0.01	No Relaxation	APHA 23 rd Ed.
13	Nickel as Ni	mg/l	ND [DL- 0.01]	0.02	No Relaxation	APHA 23 rd Ed.
14	Arsenic as As	mg/l	ND [DL- 0.01]	0.01	0.05	APHA 23 rd Ed.

Remark:
ND-Not Detected

(AUTHORISED SIGNATORY)
(RAVINDER MITTAL)

NOTE: The laboratory accepts the responsibility for content of report. The results contained in this test report related only to the sample tested. Test report shall not be reproduced except in full, without written approval of the laboratory. This report is intended only for your guidance and not for legal purpose or for advertisement. This report shall not be reproduced except in full without the written approval of this organization. Samples will be destroyed after 30 days from the date of issue of test certificate unless otherwise specified. Any complaint about this report should be communicated in writing within 7 days of issue of this report. Total liability of Nitya Laboratories is limited invoiced amount only. If you have any complaint/feedback regarding the sample collection/testing/test report, please send an email at info@nityalab.com and call at +91-191-2465597, +91-9873924093

CORPORATE OFFICE & CENTRAL LABORATORIES :-

9 PLOT NO. 118, CHURCH ROAD, BEHIND KAUSIK VATIKA, BHAGAT SINGH COLONY, BALLABHGARH, FARIDABAD - 121004, HARYANA, INDIA

+91-129-2241021

+91-9013591021, +91-9013552273

labsnitya@gmail.com

www.nityalab.com

CCC-4

Annexure-4

Himachal Pradesh Government
I&PF Department

No. IPH-GWO-B-32/2011-


824

Dated : 25/7/2011

The Dy. General Manager,
Corporate Construction Department,
SJVN LIMITED, SHIMLA (H.P.)

Subject: - Construction of Corporate Office Complex for SJVN at Malvana,
Shimla- availability of water.
Reference: - Your office letter No. SJVN/CCC/CCC-12/152 Dated 19.07.11.

Kindly refer to letter under reference vide which hydrogeological feasibility of subject cited scheme was sought. In this connection Sh. Rahul Makshwari, SIA was directed to carry out the hydrogeological investigation work for the subject cited study. Accordingly, he visited the proposed site with Dy. Manager of SJVN and submitted the report vide letter No. 8375 dated 21.07.11. As per the observations made during the field investigations and hydrogeological set up of the area under investigation, the inferences drawn therefrom, the 4 No. sites have been recommended to develop ground water resource to the tune of 45000 liters per day in the complex of SJVN by drilling 4 No. bore holes having tentative depth of 100 m and 5" dia casing. The pin pointing of these sites will be done later on so that proper spacing between the abstraction structures should be maintained.


Senior Hydrogeologist,
Ground Water Organization,
I&PF, Deptt. I&PF (HP).

Annexure - 5

**ENERGY AUDIT REPORT
FOR
SJVN
Corporate Head Quarters
Shakti Sadan, Shanan, Shimla- 171006**



**Carried on
04th- 09th Feb, 2021**

Carried Out By



**ELION TECHNOLOGIES & CONSULTING PVT LTD
307, Third Floor, DDA LAL Market
H Block, Vikas Puri, New Delhi-110018
T: 011-28541888, E: energy@elion.co.in, W: www.elion.co.in**



INDEX

S No.	Description	Page No.
1	Executive Summary	2
2	Chapter-I Introduction	4
3	Chapter-II Acknowledgement	6
4	Chapter-III List of Energy Saving Recommendations	7
5	Chapter-IV Process Description & Energy Consumption Details	8
6	Chapter-V Audit Activities and Observations	15
7	Chapter-VI Energy Savings Recommendations	35
8	Conclusion	53
9	Annexure-Power Quality Analysis	



EXECUTIVE SUMMARY

M/S SJVN a Mini Ratna, Category-I and Schedule –‘A’ CPSE under administrative control of Ministry of Power, Govt. of India, beginning with a single project and single state operation (i.e., India’s largest 1500 MW Nathpa Jhakri Hydro Power Station in Himachal Pradesh), the Company has commissioned seven projects totalling 2016.51 MW of installed capacity and 86 km 400 KV Transmission Line. SJVN is presently implementing or operating power projects in Himachal Pradesh, Uttarakhand, Bihar, Maharashtra and Gujarat in India besides neighbouring countries of Nepal and Bhutan.

SJVN aims to be a 5000 MW company by 2023, 12000 MW company by 2030 and 25000 MW company by 2040. Presently, total portfolio of SJVN is 8282 MW, out of which 2016.51 MW is under operation, 3190 MW is under Construction, 786 MW is under Pre-construction and 2289 MW is under Survey and Investigation stage.

Electricity is supplied by Himachal Pradesh State Electricity Board Ltd through one transformer of 1600KVA and for backup power supply, Diesel Generators are available of rating 1010KVA & 500KVA.

100KW on grid Solar Power plant is also installed for in house power generation.

Energy cost as per data available to us is mentioned below:

Electrical Energy

Electricity Consumption for Aug 2019- Sept 2020 (KVAH)	720990
Energy Cost for Aug 2019- Sept 2020 (Rs)	4763057
Average Cost per Unit (Rs)	6.60

Actual cost per unit as per tariff plan is Rs4.70 billed on KVAH basis.

SJVN management is looking at means to reduce the high Electricity bill as well as establish standards for Electricity.

Elion Technologies and Consulting Pvt Ltd team conducted the Detailed Energy audit from 04th-09th Feb, 2021.



The detailed energy audit included detailed data collection, power measurements of major electrical energy consumers, analysis of data and identification of specific energy saving proposals.

SJVN and Elion Technologies and Consulting Pvt Ltd energy team have together identified an annual energy savings potential of Rs 2.74Lakhs per annum based on present energy cost.

The summary of annual savings identified:

Summary	
Total Annual Savings	2.74Lakhs



CHAPTER - I INTRODUCTION

M/S SJVN evinced interest in availing the services of Elion Technologies and Consulting Pvt Ltd for conducting a detailed energy audit of their corporate head quarter building.

Elion Technologies and Consulting Pvt Ltd team conducted the Detailed Energy audit from 04th-09th Feb, 2021.

This report is on the energy audit carried out at M/S SJVN Corporate Head Quarter. The detailed energy audit comprised of the following activities:

- Data collection of power consuming equipment's.
- A brief session on energy management was conducted to seek more inputs from the personnel engaged in operation and maintenance of electro mechanical services.
- Analysis of collected data and measurements to develop specific energy saving proposals.
- Discussion with the officials on the identified proposals.
- Discussion and reporting of the findings of energy audit with the Engineers and management staff.

All the identified energy savings proposals have been discussed with the executives concerned before finalizing the Projects.

The contents of the report are based solely on the data provided by SJVN Ltd, officials and collected by Elion technologies during the detailed energy audit.

The management can implement the suggestions made in the report after verifying requisite safety and other aspects.



Methodology for Energy Audit:

The energy audit is carried out based on walkthrough type and detailed energy audit, as well as placing special focus on identifying several sections that has the potential to implement energy savings measures.

The following is a list of general procedure and information undertaken during the energy audit:

1. General information of the building.
2. Baseline energy description.
3. Past energy consumption bills which includes electricity bills.
4. On site data collection
5. Energy analysis of different sectors.
6. Recommendation of energy conservation measures.

The primary goal of the energy audit was to identify sources and areas of potential energy savings and cost saving throughout the building by measures of optimization, replacement, retrofitting, and on the other hand, to also provide recommendations on operational and maintenance practices improvements.



CHAPTER – II **ACKNOWLEDGEMENT**

Elion Technologies and Consulting Pvt Ltd places on record it's thanks to M/S SJVN, Corporate Head Quarter, Shimla for entrusting the task of conducting energy audit study.

We acknowledge with gratitude the whole hearted support and cooperation extended by Shri Sunil Choudhary (HOD), Shri. O.P Bundel (Senior Manager Electrical), Shri Mahesh Singh (Electrical Engineer) and all their team members while carrying out the study.



CHAPTER - III
LIST OF ENERGY SAVING RECOMMENDATIONS

S. No.	Energy Saving Recommendations	Monetary Savings (Rs/yr)
1	Savings in Demand charges by reduction in contract demand	Considerable
2	Maintenance of present Capacitor Bank for maintaining Power Factor to 0.999	52,484
3	Saving through Variable Air Volume in AHU's	1,48,896
4	Saving by Replacement of Higher Wattage Light with Low Wattage in Building and Switching Off Lights in Various Areas of Office While Maintaining Required Lux Level	72,739
5	General Energy Savings Proposal	Considerable
	Overall Total	2,74,119

Total Projected Annual Savings can be achieved from these measures is Rs2.74Lakhs.



CHAPTER - IV

PROCESS DESCRIPTION & ENERGY CONSUMPTION DETAILS

Process Description

The main areas of energy consumption as observed during the audit are as follows:

- Chillers
- AHU's
- Heat Pumps
- Motors (AHU's, Lifts, Escalators etc.)
- Lighting

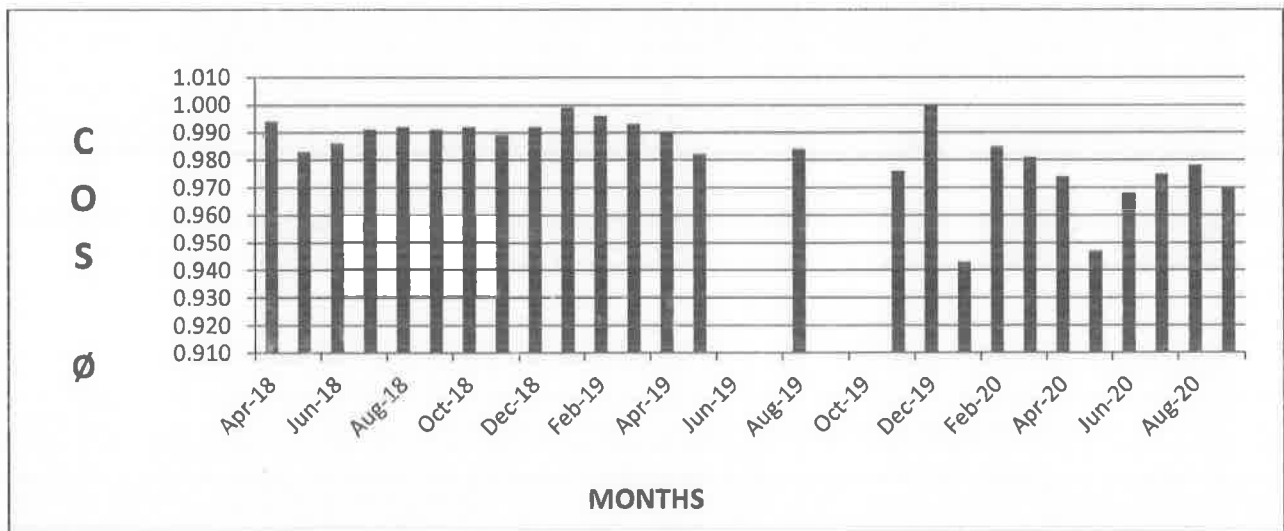
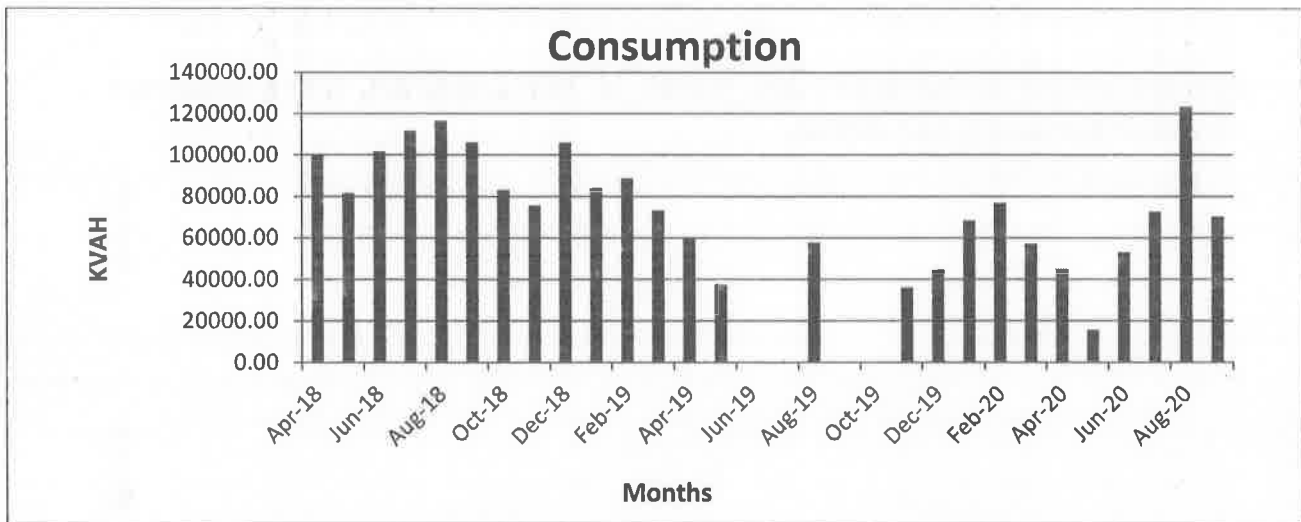
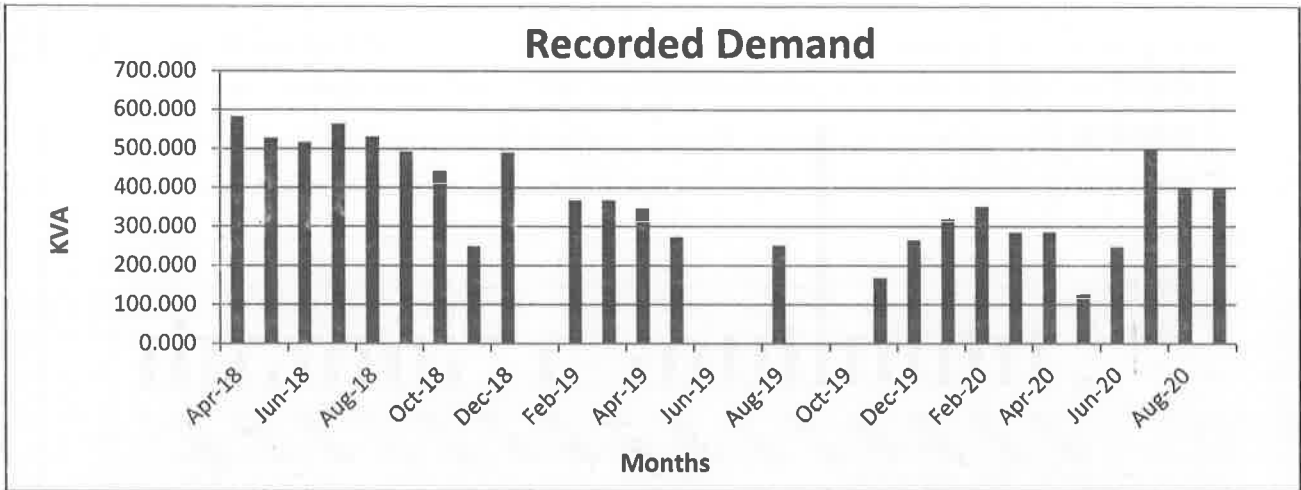
The main sources of energy to meet the required consumptions are as follows:

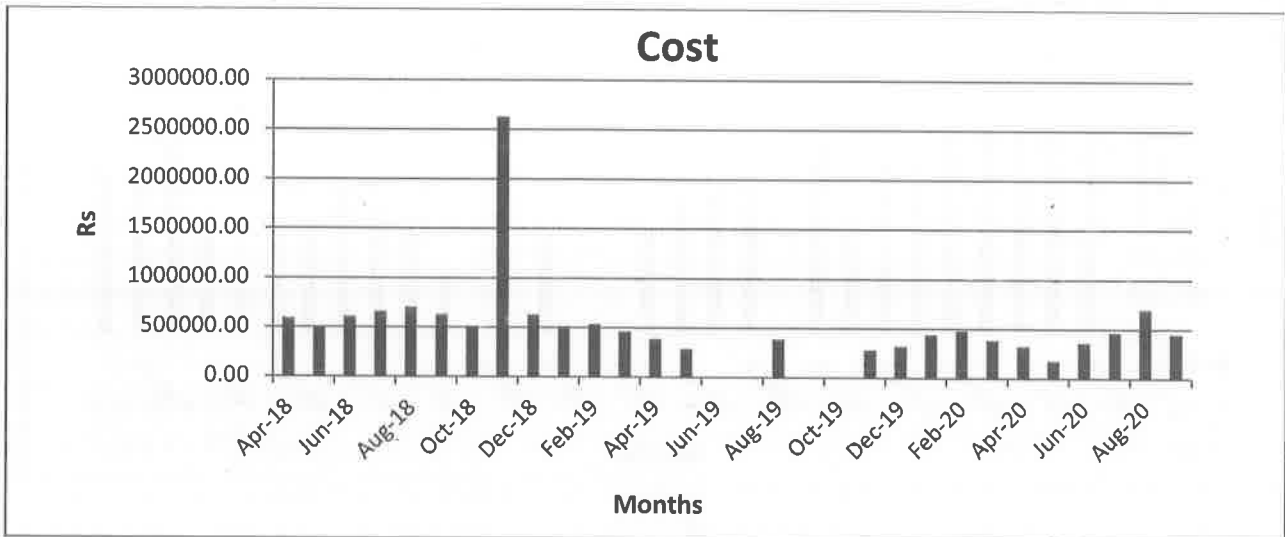
- Electricity supply from Power Distribution Company.
- 100KW ON grid solar power generation plant.
- Backup power from Diesel Generators of rating 1010KVA & 500KVA.

Consumption pattern for energy is given in the subsequent page:

**Electricity Consumption Pattern**

Months	KWH	kVAH	Contract demand (KVA)	Maximum Demand (KVA)	Recorded Demand (KVA)	Power factor	Energy Charges (in ₹)	Demand Charge (in ₹)	Net Payable Bill (in ₹)
Apr-18	99500.00	100150.00	800.00	720.00	582.600	0.994	465697.50	100800.00	594497.00
May-18	80220.00	81580.00	800.00	720.00	527.700	0.983	379347.00	100800.00	503686.00
Jun-18	100220.00	101680.00	800.00	720.00	516.400	0.986	477896.00	100800.00	607202.00
Jul-18	110770.00	111770.00	800.00	720.00	564.400	0.991	525319.00	100800.00	657057.00
Aug-18	115600.00	116500.00	800.00	720.00	530.800	0.992	547550.00	100800.00	703915.00
Sep-18	105220.00	106130.00	800.00	720.00	492.200	0.991	498811.00	100800.00	629188.00
Oct-18	82570.00	83220.00	800.00	720.00	440.200	0.992	391134.00	100800.00	515990.00
Nov-18	74800.00	75610.00	800.00	720.00	249.800	0.989	355367.00	100800.00	2627815.00
Dec-18	105220.00	106060.00	800.00	720.00	490.100	0.992	498482.00	100800.00	628843.00
Jan-19	83629.00	83679.00	800.00	720.00	0.289	0.999	393291.30	100800.00	515142.00
Feb-19	88390.00	88770.00	800.00	720.00	367.800	0.996	417219.00	100800.00	537442.00
Mar-19	72830.00	73380.00	800.00	720.00	367.900	0.993	344886.00	100800.00	463921.00
Apr-19	58640.00	59240.00	800.00	720.00	343.900	0.990	278428.00	100800.00	388217.00
May-19	36860.00	37520.00	800.00	720.00	273.000	0.982	176344.00	100800.00	286484.00
Aug-19	56850.00	57780.00	800.00	720.00	251.200	0.984	271566.00	100800.00	386841.00
Nov-19	35200.00	36080.00	800.00	720.00	168.500	0.976	169576.00	100800.00	279071.00
Dec-19	46770.00	44600.00	800.00	720.00	264.500	1.000	209620.00	100800.00	321169.00
Jan-20	64450.00	68360.00	800.00	720.00	316.400	0.943	321292.00	100800.00	438567.00
Feb-20	75600.00	76790.00	800.00	720.00	351.800	0.985	360913.00	100800.00	480219.00
Mar-20	56120.00	57220.00	800.00	720.00	285.900	0.981	268934.00	100800.00	383524.00
Apr-20	43710.00	44880.00	800.00	720.00	286.300	0.974	210936.00	100800.00	322552.00
May-20	14780.00	15600.00	800.00	720.00	124.000	0.947	73320.00	100800.00	177880.00
Jun-20	51440.00	53140.00	800.00	720.00	248.000	0.968	249758.00	100800.00	363364.00
Jul-20	71000.00	72800.00	800.00	720.00	500.000	0.975	342160.00	100800.00	465764.00
Aug-20	120720.00	123400.00	800.00	720.00	400.000	0.978	579980.00	100800.00	695756.00
Sep-20	68200.00	70340.00	800.00	720.00	400.000	0.970	330598.00	100800.00	448350.00





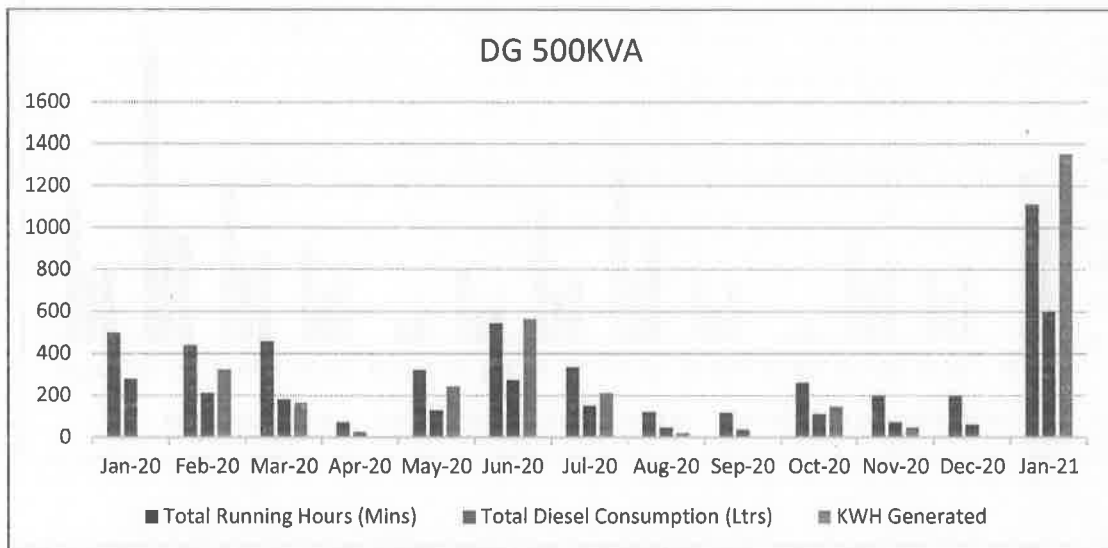
Average power consumption per month is 74856.88KVAH, while maximum recorded demand is 582.60KVA.



DG Generation:

1. DG 500KVA:

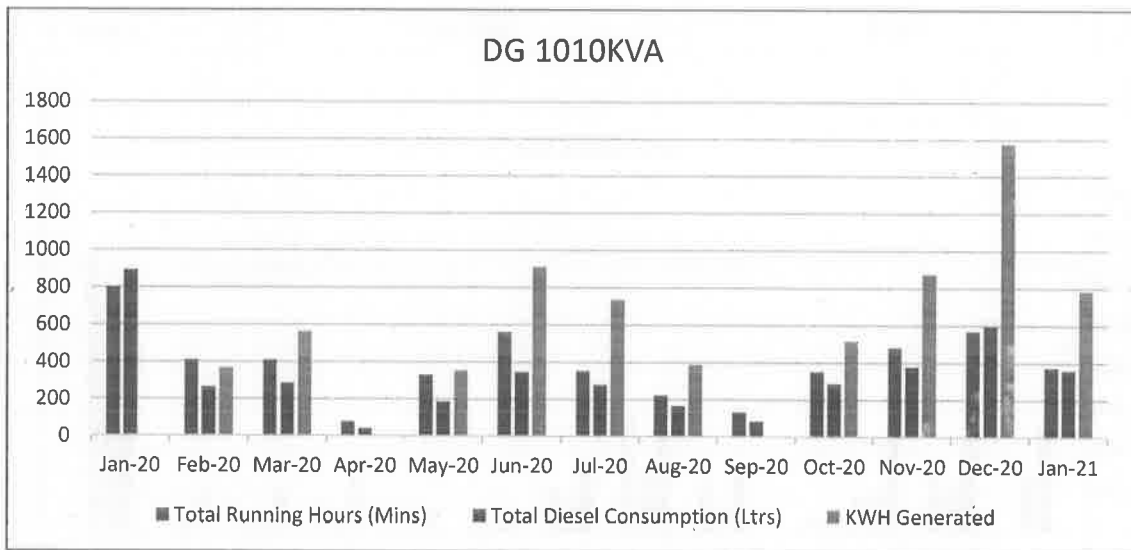
Months	Total Running Hours (Mins)	Total Diesel Consumption (Ltrs)	KWH Generated
Feb-20	440	210.76	325
Mar-20	459	180.72	164
Apr-20	72	25.20	0
May-20	320	129.00	242
Jun-20	545	273.08	564
Jul-20	335	150.71	212
Aug-20	121	46.30	20
Sep-20	117	35.93	0
Oct-20	261	110.16	145
Nov-20	199	73.11	47
Dec-20	197	62.15	3
Jan-21	1112	602.26	1352





2. DG 1010KVA:

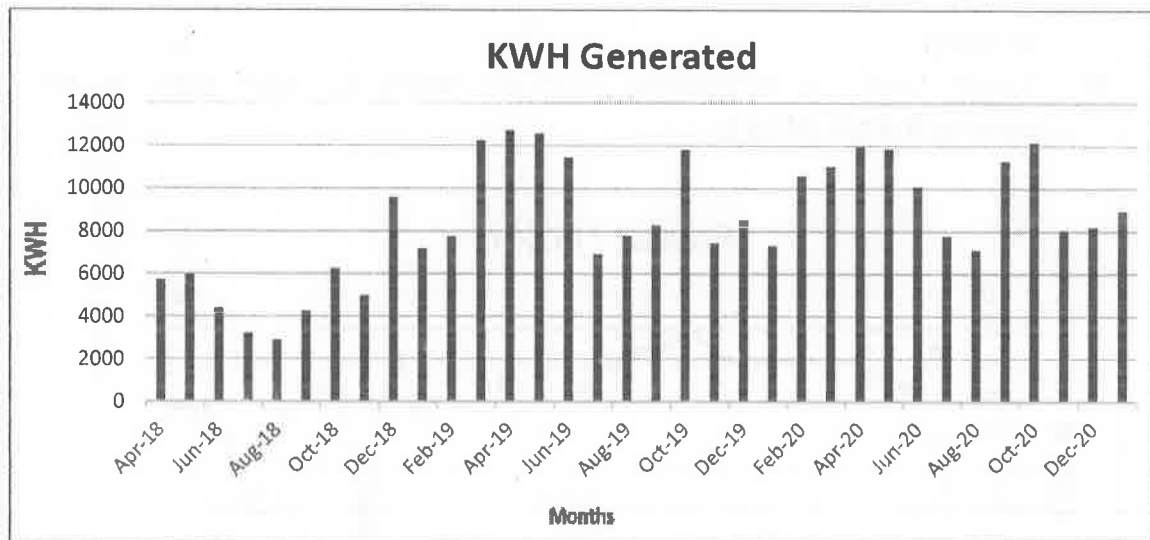
Months	Total Running Hours (Mins)	Total Diesel Consumption (Ltrs)	KWH Generated
Feb-20	410	264.70	366
Mar-20	409	286.16	563
Apr-20	78	40.41	0
May-20	330	185.75	354
Jun-20	560	345.30	911
Jul-20	352	277.38	737
Aug-20	223	165.62	386
Sep-20	132	81.88	7
Oct-20	351	287.08	517
Nov-20	481	379.28	874
Dec-20	570	597.81	1575
Jan-21	376	358.59	783





Solar Generation Data:

Solar Power Plant 100KW					
Months	KWH Generated	Months	KWH Generated	Months	KWH Generated
Apr-18	5725	Apr-19	12733	Apr-20	11975
May-18	5964	May-19	12574	May-20	11854
Jun-18	4390	Jun-19	11450	Jun-20	10085
Jul-18	3226	Jul-19	6931	Jul-20	7775
Aug-18	2903	Aug-19	7790	Aug-20	7126
Sep-18	4264	Sep-19	8293	Sep-20	11287
Oct-18	6255	Oct-19	11813	Oct-20	12148
Nov-18	4990	Nov-19	7452	Nov-20	8064
Dec-18	9577	Dec-19	8476	Dec-20	8202
Jan-19	7189	Jan-20	7336	Jan-21	8940
Feb-19	7769	Feb-20	10592		
Mar-19	12250	Mar-20	11033		
Total (2018-19)	74502	Total (2019-20)	116473	Total (2020-21)	97456



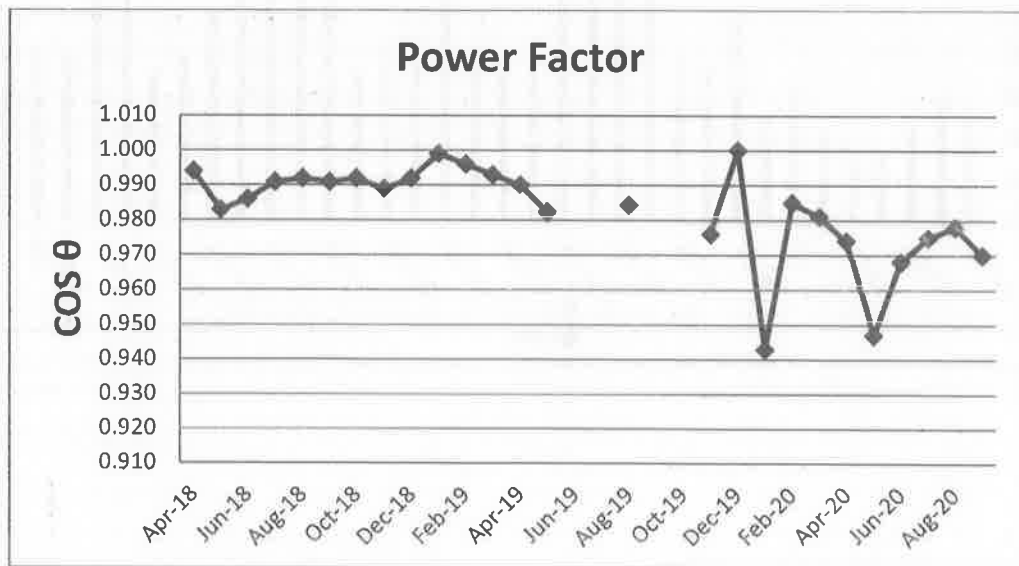


CHAPTER - V AUDIT ACTIVITIES AND OBSERVATIONS

Following activities were carried out during the energy audit

- **Analysis of the Electricity bills**
 - ❖ Analysis of the different section of the electricity bills.
 - ❖ Study of the fixed charges and variable charges.
 - ❖ Bills for last 2 years were collected from the client and scrutinized.

- **Power Factor and Harmonic Analysis**
 - ❖ Measurement of power factor/harmonic analysis at major loads.
 - ❖ Suggesting methods to improve the present power factor.
 - ❖ Suggesting methods for improving power quality and reduction of Harmonics if any.
 - ❖ Power Factor and Harmonic Analysis was carried out at major location.
 - ❖ Power Factor is scrutinized from electricity bill and found to be varying from 0.94 to 1.





❖ Harmonics study has been carried out, following were the findings-

Feeder Names	L1 Volt	L2 Volt	L3 Volt	L1 Current	L2 Current	L3 Current	Neutral
Transformer 1600 KVA Output	240	242	241	439.4	466.6	461.0	20.7
HVAC	238	242	241	289.3	346.9	310.8	24.2
STP	237	241	239	7.9	13.9	7.8	6.1
Rising Main	238	243	242	219.4	211.5	247.7	32.4
Ground Floor	239	241	240	22.0	21.3	36.2	13.8
First Floor	237	240	239	43.3	34.6	37.2	9.3
Second Floor	229	231	230	45.0	44.2	44.9	5.5
Third Floor	241	245	243	16.7	18.2	16.0	5.2
Fourth Floor	237	241	240	29.7	29.2	41.8	12.2
Fifth Floor	238	241	240	19.2	22.5	29.4	9.4
UPS-1 Output	229	230	229	53.4	41.5	47.1	24.8
UPS-2 Output	229	230	229	26.6	23.3	24.7	11.0
Heat Pump-2	236	240	240	200.0	186.0	172.0	1.0
Heat Pump-3	236	239	239	153.0	141.0	136.0	1.7
Chiller-1	239	242	241	84.1	64.2	63.1	31.7
Lift 1	235	236	235	9.8	13.6	9.5	7.3

Feeder Names	Power Factor	KW (Avg)	KW (Max)	THD V %	THD A %	Unbalance exceeding 2 %
Transformer 1600 KVA Output	0.96	318.9	349.2	1.40	17.90	No
HVAC	0.78	174.9	188.2	0.90	6.40	No
STP	0.73	5.7	21.6	1.80	4.60	No
Rising Main	0.96	158.7	166.6	0.94	20.30	No
Ground Floor	0.89	18.4	22.4	1.60	28.30	No
First Floor	0.92	25.7	28.6	1.70	38.40	No
Second Floor	0.96	29.6	34.4	2.50	26.90	No
Third Floor	0.58	7.3	37.5	2.10	22.20	No
Fourth Floor	0.93	23.2	32.7	1.20	25.20	No
Fifth Floor	0.81	14.1	23.4	1.50	35.60	No
UPS-1 Output	0.91	31.1	36.3	0.87	24.00	No
UPS-2 Output	0.90	15.9	20.7	0.71	17.80	No
Heat Pump-2	0.95	127	797	1.10	3.50	No
Heat Pump-3	0.94	96.7	656.7	1.10	3.70	No
Chiller-1	0.54	45	150	1.30	16.20	No
Lift 1	0.55	4.6	20.4	0.96	7.10	No



Current Harmonics are higher than permissible limit in Transformer 1600 KVA Output, Rising Main, Ground Floor, First Floor, Second Floor, Third Floor, Fourth Floor, Fifth Floor, UPS-1 Output, UPS-2 Output & Chiller-1. They are due to use of excessive use of electronic component such as computers and LED Lighting. In case any problem is faced in power supply like failure of computer or fluctuation of power then harmonic filters need to be installed in the system.

- **Metering and Monitoring Status**

- ❖ Review of existing metering system of the building.
- ❖ KWH meters are installed at almost all major power consuming feeders.
- ❖ During the audit it was observed that in some of the panels (installed at different floors for AHU's and Electrical distribution), Metering instruments needs to be checked and verified for obtaining precise data.

- **Transformer**

- ❖ Study of Transformer in the building.
- ❖ Measuring of loading pattern of the transformer. Data was collected using portable power analyser.
- ❖ Transformer was found to be loaded at 19.6% average load and 31.6% Max load.





- **Electric Motors and Drives**

Building has different types of motors connected to various types of equipment such as:

- ❖ Water Pumps
- ❖ AHU's
- ❖ Lift
- ❖ Escalators
- ❖ Building Machineries (Air Scrubber, Air Washer, Exhaust Fan etc.)

The study would cover (motors 10 kW and above) loading conditions on motors, loading analysis, drive matching by using power analyser. Operating parameters such as kW, kVA, pf, Voltage, Current, and Frequency where measured. Based on the above analysis the following practically implementable energy conservation measures recommendations would be made.

- ❖ % loading of the motor
- ❖ Proper sizing of motor
- ❖ Use of energy efficient motors by replacing oversized and less efficient motors
- ❖ Possibility of operating motors in star mode wherever motors are under loaded
- ❖ Reactive power compensation for motors operating at low PF
- ❖ Application speed controlling devices & smooth starting devices
- ❖ Energy efficient transmission
- ❖ Snapshot study would be carried out for similar equipment



Motor Name	Name plate details				
	Voltage	Ampere	KW	RPM	% Efficiency
AHU Ground Floor F-Side Motor-1	415	8.0	4.00	1445.00	86.30
AHU Ground Floor F-Side Motor-2	415	8.0	4.00	1445.00	86.30
AHU Ground Floor A-Side Motor-1	415	8.0	4.00	1445.00	86.30
AHU Ground Floor A-Side Motor-2	415	8.0	4.00	1445.00	86.30
AHU Ground Floor A-Side Motor-3	415	8.0	4.00	1445.00	86.30
AHU First Floor A-Side Motor-1	415	11.0	5.50	1449.00	87.70
AHU First Floor A-Side Motor-2	415	11.0	5.50	1449.00	87.70
AHU First Floor F-Side Motor-1	415	11.0	5.50	1449.00	87.70
AHU First Floor F-Side Motor-2	415	11.0	5.50	1449.00	87.70
AHU Second Floor F-Side Motor-1	415	11.0	5.50	1449.00	87.70
AHU Second Floor F-Side Motor-2	415	11.0	5.50	1449.00	87.70
AHU Second Floor A-Side Motor-1	415	11.0	5.50	1449.00	87.70
AHU Second Floor A-Side Motor-2	415	11.0	5.50	1449.00	87.70
AHU Third Floor A-Side Motor-1	415	11.0	5.50	1449.00	87.70
AHU Third Floor A-Side Motor-2	415	11.0	5.50	1449.00	87.70
AHU Third Floor F-Side Motor-1	415	11.0	5.50	1449.00	87.70
AHU Third Floor F-Side Motor-2	415	11.0	5.50	1449.00	87.70
AHU Fourth Floor A-Side Motor-1	415	11.0	5.50	1449.00	87.70
AHU Fourth Floor A-Side Motor-2	415	11.0	5.50	1449.00	87.70
AHU Fourth Floor F-Side Motor-1	415	11.0	5.50	1449.00	87.70
AHU Fourth Floor F-Side Motor-2	415	11.0	5.50	1449.00	87.70
AHU Fifth Floor A-Side Motor-1	415	8.0	4.00	1445.00	86.30
AHU Fifth Floor A-Side Motor-2	415	8.0	4.00	1445.00	86.30
AHU Fifth Floor A-Side Motor-3	415	8.0	4.00	1445.00	86.30
AHU Fifth Floor F-Side Motor-1	415	8.0	4.00	1445.00	86.30
AHU Fifth Floor F-Side Motor-2	415	8.0	4.00	1445.00	86.30
AHU Fifth Floor F-Side Motor-3	415	8.0	4.00	1445.00	86.30
Primary Pump Motor-1	415	10.8	5.50	1460.00	89.60
Primary Pump Motor-2	415	10.8	5.50	1460.00	89.60
Primary Pump Motor-3	415	10.8	5.50	1460.00	89.60
Primary Pump Motor-4	415	7.3	3.70	1450.00	88.80
Primary Pump Motor-5	415	7.3	3.70	1450.00	88.80
Secondary Pump Motor-1	415	27.1	15.00	1455.00	91.80
Secondary Pump Motor-2	415	27.1	15.00	1455.00	91.80
Secondary Pump Motor-3	415	27.1	15.00	1455.00	91.80
STP Air Blower-1	415	10.4	5.50	1440.00	85.80



Motor name	Measured Quantities				
	Ampere	Loading on motor (in KW)	Voltage	KVA	Power Factor
AHU Ground Floor F-Side Motor-1	7.8	5.58	416.00	5.61	0.994
AHU Ground Floor F-Side Motor-2	7.9	5.51	413.40	5.68	0.971
AHU Ground Floor A-Side Motor-1	7.8	5.58	416.00	5.61	0.994
AHU Ground Floor A-Side Motor-2	7.9	5.51	413.40	5.68	0.971
AHU Ground Floor A-Side Motor-3	7.8	5.56	414.20	5.65	0.984
AHU First Floor A-Side Motor-1	8.6	4.93	419.60	6.17	0.798
AHU First Floor A-Side Motor-2	8.5	4.91	419.10	6.13	0.800
AHU First Floor F-Side Motor-1	9.0	6.27	419.10	6.51	0.961
AHU First Floor F-Side Motor-2	9.1	6.30	417.17	6.48	0.972
AHU Second Floor F-Side Motor-1	9.0	5.52	417.40	6.16	0.900
AHU Second Floor F-Side Motor-2	9.4	5.80	420.30	6.31	0.910
AHU Second Floor A-Side Motor-1	8.5	5.96	414.00	6.00	0.990
AHU Second Floor A-Side Motor-2	8.6	5.89	413.50	5.94	0.991
AHU Third Floor A-Side Motor-1	8.5	4.90	418.50	6.15	0.796
AHU Third Floor A-Side Motor-2	8.8	4.95	419.10	6.16	0.803
AHU Third Floor F-Side Motor-1	8.7	5.78	415.10	6.15	0.939
AHU Third Floor F-Side Motor-2	8.6	5.97	415.10	6.20	0.961
AHU Fourth Floor A-Side Motor-1	8.5	5.96	414.00	6.00	0.990
AHU Fourth Floor A-Side Motor-2	8.6	4.93	419.60	6.17	0.798
AHU Fourth Floor F-Side Motor-1	9.4	5.80	420.30	6.31	0.910
AHU Fourth Floor F-Side Motor-2	9.0	5.52	417.40	6.16	0.901
AHU Fifth Floor A-Side Motor-1	8.0	5.65	415.40	6.10	0.926
AHU Fifth Floor A-Side Motor-2	8.3	5.60	416.40	6.50	0.861
AHU Fifth Floor A-Side Motor-3	8.2	5.63	415.89	6.31	0.892
AHU Fifth Floor F-Side Motor-1	8.3	5.61	416.40	6.51	0.861
AHU Fifth Floor F-Side Motor-2	8.2	5.63	415.89	6.31	0.892
AHU Fifth Floor F-Side Motor-3	8.3	5.70	417.40	6.24	0.913
Exhaust Fan	2.9	1.78	421.40	2.15	0.823
Ceiling Mounted AHU (Fifth Floor)	2.4	0.76	416.30	1.73	0.419
Lift-1 (Standstill)	9.0	1.28	416.90	6.36	0.200
Escalator L-U (5469)	24.5	11.35	419.40	17.69	0.641
Escalator U-L (5465)	6.5	2.80	419.10	4.74	0.583
Air Washer	7.2	2.99	419.20	5.23	0.571
Air Scrubber	11.7	5.82	419.30	8.48	0.685
Borewell	10.7	6.76	412.60	7.65	0.877
Booster Pump	11.3	6.91	415.00	8.15	0.849
Primary Pump Motor-1	11.2	6.35	421.20	8.23	0.767
Primary Pump Motor-4	7.6	4.30	416.90	5.60	0.767
Primary Pump Motor-5	7.7	4.23	417.60	5.56	0.760
Secondary Pump Motor-3	27.1	11.54	417.00	11.53	0.998
STP Air Blower-1	9.4	5.41	414.60	6.76	0.799



- **AHU's**

- ❖ 12 No's of AHU's are installed in the building. As follows:

AHU	Rated CFM
AHU Ground Floor F-Side	18000
AHU First Floor A-Side	19000
AHU First Floor F-Side	17000
AHU Second Floor F-Side	15000
AHU Second Floor A-Side	15000
AHU Third Floor A-Side	19000
AHU Third Floor F-Side	18000
AHU Fourth Floor A-Side	17000
AHU Fourth Floor F-Side	19000
AHU Fifth Floor A-Side	20200
AHU Fifth Floor F-Side	20200

- ❖ 8 No's of ceiling suspended AHU's are installed at some floors of different CFM capacity.

Ceiling Mounted AHU's		
Floor No.	Quantity	Rating (CFM)
5th	4No's	5500
4th	1No's	4500
1st	3No's	2500



Following are the parameters measured for calculating CFM of the respective AHU:

AHU	Rated CFM	Supply to	No. of Filters	Velocity (m/s)			Average Velocity
AHU Ground Floor F-Side	18000	Canteen, Doctor Room, Service Dispatch Area	1st Filter	5.00	3.46	3.20	3.89
			2nd Filter	4.60	4.00	2.90	3.83
			3rd Filter	4.85	4.10	3.60	4.18
			4th Filter	4.78	4.16	3.80	4.25
			5th Filter	3.60	3.20	3.10	3.30
			6th Filter	2.75	2.56	3.90	3.07
			7th Filter	4.20	3.10	3.02	3.44
			8th Filter	5.02	3.66	4.00	4.23
			9th Filter	2.87	3.55	3.40	3.27
			10th Filter	3.06	1.80	3.10	2.65
			11th Filter	4.09	2.50	3.20	3.26
			12th Filter	2.20	1.80	2.50	2.17
			13th Filter	2.36	2.10	3.60	2.69
			14th Filter	2.25	3.00	3.10	2.78
			15th Filter	1.30	1.80	0.95	1.35
AHU First Floor A-Side	19000	IA Department, Lift Lobby, Conference Room (Gate 1), Training Room, Geology Department, CM&C Department, CP Department, Gallery Area	1st Filter	2.50	2.30	3.30	2.70
			2nd Filter	5.00	3.40	3.80	4.07
			3rd Filter	5.00	3.10	2.40	3.50
			4th Filter	4.80	3.90	3.60	4.10
			5th Filter	2.00	2.40	3.60	2.67
			6th Filter	3.80	2.10	2.00	2.63
			7th Filter	4.30	2.20	2.00	2.83
			8th Filter	5.00	3.60	2.70	3.77
			9th Filter	5.00	2.80	2.90	3.57
			10th Filter	5.00	3.60	4.20	4.27
			11th Filter	3.90	2.80	3.00	3.23
			12th Filter	3.00	2.80	2.90	2.90
			13th Filter	2.50	1.80	3.80	2.70
			14th Filter	1.80	1.50	2.10	1.80
			15th Filter	2.40	2.50	3.30	2.73



AHU First Floor F-Side	17000	Gallery Area, Multipurpose Hall, Training Room (Gate 2), Conference Room (Gate 2), ERP Section, Lift Lobby	1st Filter	3.60	3.40	2.10	3.03
			2nd Filter	3.30	1.70	3.10	2.70
			3rd Filter	4.30	4.60	3.60	4.17
			4th Filter	4.70	3.80	3.70	4.07
			5th Filter	3.30	3.30	3.60	3.40
			6th Filter	3.00	2.50	2.20	2.57
			7th Filter	4.20	2.70	2.80	3.23
			8th Filter	4.40	3.80	3.80	4.00
			9th Filter	5.30	3.60	3.50	4.13
			10th Filter	4.00	3.50	3.20	3.57
			11th Filter	3.30	3.00	4.10	3.47
			12th Filter	4.70	4.50	5.30	4.83
			13th Filter	4.50	3.80	4.80	4.37
			14th Filter	1.80	1.40	3.80	2.33
			15th Filter	3.10	1.50	1.80	2.13
AHU Second Floor F-Side	15000	IT & SE Office, Commercial and Operation Office, C & SO Office, Gallery, Civil Contracts Office, Lift Lobby, Office/Room No. 305, 307, 308, 309 Meeting Room	1st Filter	7.40	3.70	3.40	4.83
			2nd Filter	4.60	4.50	3.80	4.30
			3rd Filter	5.40	4.20	4.60	4.73
			4th Filter	3.70	2.90	3.40	3.33
			5th Filter	4.50	3.40	3.80	3.90
			6th Filter	5.20	2.90	3.80	3.97
			7th Filter	4.30	3.70	4.20	4.07
			8th Filter	5.70	3.30	5.70	4.90
			9th Filter	4.60	3.30	5.80	4.57
			10th Filter	4.00	2.50	3.30	3.27
			11th Filter	2.30	3.20	3.10	2.87
			12th Filter	3.40	2.30	2.90	2.87
			13th Filter	2.70	1.80	4.00	2.83
			14th Filter	1.60	1.50	3.60	2.23
			15th Filter	2.20	1.80	1.60	1.87



AHU Second Floor A-Side	15000	Office/Room No. 306, 307 Meeting Room, CFM Department, Electrical Design Office, Vigilance Department, Electrical Contract Office, Lift Lobby, Gallery Area	1st Filter	3.10	2.70	2.10	2.63
			2nd Filter	4.00	3.40	3.30	3.57
			3rd Filter	5.60	3.30	3.50	4.13
			4th Filter	4.40	4.50	4.10	4.33
			5th Filter	5.00	4.30	5.00	4.77
			6th Filter	4.20	2.30	3.20	3.23
			7th Filter	3.50	2.60	3.30	3.13
			8th Filter	3.80	2.40	4.50	3.57
			9th Filter	3.60	2.10	4.00	3.23
			10th Filter	3.20	3.10	4.30	3.53
			11th Filter	3.00	2.40	3.40	2.93
			12th Filter	2.30	1.80	3.40	2.50
			13th Filter	3.50	2.50	3.30	3.10
			14th Filter	2.10	1.70	2.90	2.23
			15th Filter	2.30	2.20	3.40	2.63
AHU Third Floor A-Side	19000	CCD Office (Office No. 401, 403), Lift Lobby, CAD Office, Gallery Area	1st Filter	2.48	2.20	3.30	2.66
			2nd Filter	5.00	3.40	3.80	4.07
			3rd Filter	5.00	3.10	2.40	3.50
			4th Filter	4.70	3.90	3.60	4.07
			5th Filter	2.10	2.40	3.50	2.67
			6th Filter	3.80	2.10	2.00	2.63
			7th Filter	4.30	2.20	2.00	2.83
			8th Filter	5.00	3.50	2.79	3.76
			9th Filter	5.10	2.80	2.90	3.60
			10th Filter	5.00	3.60	4.20	4.27
			11th Filter	3.90	2.80	3.20	3.30
			12th Filter	3.00	2.80	2.90	2.90
			13th Filter	2.50	1.80	3.80	2.70
			14th Filter	1.80	1.40	2.10	1.77
			15th Filter	2.30	2.50	3.30	2.70



AHU Third Floor F-Side	18000	Civil Design Office, CAD Office, Cost Engineering & Environment Office, QA & I Department, Gallery Area, Lift Lobby	1st Filter	5.10	3.50	3.30	3.97
			2nd Filter	4.70	4.10	3.00	3.93
			3rd Filter	4.90	4.20	3.70	4.27
			4th Filter	4.80	4.00	3.90	4.23
			5th Filter	3.70	3.20	3.00	3.30
			6th Filter	2.80	2.60	4.00	3.13
			7th Filter	4.30	3.20	3.10	3.53
			8th Filter	5.10	3.70	4.00	4.27
			9th Filter	2.90	3.40	3.50	3.27
			10th Filter	3.00	1.90	3.20	2.70
			11th Filter	4.10	2.70	3.30	3.37
			12th Filter	2.20	1.90	2.60	2.23
			13th Filter	2.40	2.20	3.70	2.77
			14th Filter	2.30	3.10	3.20	2.87
			15th Filter	1.30	1.90	0.50	1.23
AHU Fourth Floor A-Side	17000	Corporate HR Office (Office No. 501, 502, 503 Gate-1), Gallery Area, Lift Lobby	1st Filter	3.50	3.43	2.12	3.02
			2nd Filter	3.20	1.72	3.20	2.71
			3rd Filter	4.20	4.50	3.67	4.12
			4th Filter	4.80	3.87	3.78	4.15
			5th Filter	3.20	3.20	3.65	3.35
			6th Filter	3.10	2.40	2.23	2.58
			7th Filter	4.30	2.80	2.87	3.32
			8th Filter	4.50	3.90	3.87	4.09
			9th Filter	5.30	3.40	3.55	4.08
			10th Filter	4.20	3.50	3.10	3.60
			11th Filter	3.34	3.00	4.20	3.51
			12th Filter	4.78	4.40	5.50	4.89
			13th Filter	4.55	3.75	4.50	4.27
			14th Filter	1.87	1.40	3.89	2.39
			15th Filter	3.12	1.59	1.87	2.19



AHU Fourth Floor F-Side	19000	Office No.503 Gate-2 HR Office, Corporate Finance Office (Office No. 505, 506, 507, 508), Gallery Area, Lift Lobby	1st Filter	2.58	2.22	3.50	2.77
			2nd Filter	5.10	3.43	3.87	4.13
			3rd Filter	5.20	3.17	2.42	3.60
			4th Filter	4.78	3.95	3.66	4.13
			5th Filter	2.18	2.50	3.54	2.74
			6th Filter	3.87	2.30	2.20	2.79
			7th Filter	4.35	2.10	2.32	2.92
			8th Filter	5.30	3.60	2.78	3.89
			9th Filter	5.18	2.70	2.92	3.60
			10th Filter	5.20	3.66	4.30	4.39
			11th Filter	3.94	2.87	3.27	3.36
			12th Filter	3.20	2.85	2.95	3.00
			13th Filter	2.56	1.82	3.85	2.74
			14th Filter	1.83	1.43	2.20	1.82
			AHU Fifth Floor A-Side	20200	CMD Secretariat, Conference Room, DC Room/Office (Secretariat), Lift Lobby, Gallery Area	1st Filter	8.60
2nd Filter	4.60	3.00				2.60	3.40
3rd Filter	4.00	3.20				2.90	3.37
4th Filter	3.80	2.20				3.10	3.03
5th Filter	3.40	2.30				3.10	2.93
6th Filter	5.00	2.60				2.80	3.47
7th Filter	8.20	5.20				3.80	5.73
8th Filter	4.50	1.70				2.40	2.87
9th Filter	3.40	2.50				3.70	3.20
10th Filter	3.50	2.60				3.60	3.23
11th Filter	2.80	2.30				2.60	2.57
12th Filter	2.70	2.50				4.60	3.27
13th Filter	5.10	1.10				1.80	2.67
14th Filter	2.20	2.20				2.40	2.27
15th Filter	1.80	2.20				1.80	1.93
16th Filter	2.10	1.90	2.60	2.20			
17th Filter	2.20	2.30	2.60	2.37			
18th Filter	1.80	1.90	3.00	2.23			



AHU Fifth Floor F-Side	20200	Board Room, Strategy Department, Conference Room, Office No. 621, Lift Lobby, Gallery Area	1st Filter	8.55	4.10	4.25	5.63
			2nd Filter	4.60	3.01	2.60	3.40
			3rd Filter	4.10	3.25	2.90	3.42
			4th Filter	3.80	2.20	3.10	3.03
			5th Filter	3.40	2.30	3.26	2.99
			6th Filter	5.00	2.58	2.80	3.46
			7th Filter	8.20	5.20	3.80	5.73
			8th Filter	4.50	1.70	2.40	2.87
			9th Filter	3.40	2.50	3.70	3.20
			10th Filter	3.44	2.58	3.78	3.27
			11th Filter	2.80	2.29	2.60	2.56
			12th Filter	2.70	2.50	4.33	3.18
			13th Filter	5.10	1.10	1.82	2.67
			14th Filter	2.28	2.20	2.40	2.29
			15th Filter	1.80	2.27	1.75	1.94
			16th Filter	2.10	1.90	2.60	2.20
			17th Filter	2.90	2.30	2.57	2.59
			18th Filter	1.80	1.90	3.13	2.28

AHU	Rated CFM	Total Area (inch)	Total Area (ft)	Total Velocity	Calculated CFM
AHU Ground Floor F-Side	18000	5703.75	475.31	48.36	22987.70
AHU First Floor A-Side	19000	4570.00	380.83	47.47	18076.89
AHU First Floor F-Side	17000	4590.00	382.50	52.00	19890.00
AHU Second Floor F-Side	15000	4482.00	373.50	54.53	20368.20
AHU Second Floor A-Side	15000	5510.00	459.17	49.53	22744.06
AHU Third Floor A-Side	19000	4570.00	380.83	47.42	18060.39
AHU Third Floor F-Side	18000	5568.00	464.00	49.07	22766.93
AHU Fourth Floor A-Side	17000	4590.00	382.50	52.27	19994.55
AHU Fourth Floor F-Side	19000	4570.00	380.83	48.62	18514.85
AHU Fifth Floor A-Side	20200	7590.00	632.50	56.37	35651.92
AHU Fifth Floor F-Side	20200	7590.00	632.50	56.71	35871.18

During the audit, Air flow is measured by using Testo make portable anemometer. As per BEE standards, CFM was measured by taking air flow samples at 3 points at each filter along with measurement of their length and breadth to calculate area of each section.

* CFM= Total Air Flow Velocity (m/s) x Total Area (feet)




Following are the results:


AHU	Rated CFM	Calculated CFM
AHU Ground Floor F-Side	18000	22987.70
AHU First Floor A-Side	19000	18076.89
AHU First Floor F-Side	17000	19890.00
AHU Second Floor F-Side	15000	20368.20
AHU Second Floor A-Side	15000	22744.06
AHU Third Floor A-Side	19000	18060.39
AHU Third Floor F-Side	18000	22766.93
AHU Fourth Floor A-Side	17000	19994.55
AHU Fourth Floor F-Side	19000	18514.85
AHU Fifth Floor A-Side	20200	35651.92
AHU Fifth Floor F-Side	20200	35871.18

- **Chillers**

- ❖ 3 No's of Air-Cooled Chillers of same model and capacity are installed at the terrace of the building. All of them are of same ratings. Inlet and outlet temperatures were measured.



The detailed measurement for water flow was carried out using ultrasonic flow meter of GE make PT900.





Following are the results obtained for chiller performance:

CHILLER NO.1:

Chiller Name/No.	Measured Mass Flow Rate Q (m ³ /hr)	Specific Heat of Water, Cp (KCal/Kg°C)	Temperature-Chilled Water Evaporator inlet (°C) Tin	Temperature-Chilled Water Evaporator Outlet (°C) Tout	Measured Power Input (KW)
Chiller-1 195TR	295	1	9.4	9.2	45

Following are formulas used to evaluate Energy Efficiency Ratio of Chiller as per BEE Guidelines:

$$\text{Net refrigeration Capacity (TR)} = (Q \times Cp \times (T_{in} - T_{out})) / 3024$$

where

Q - Measured Mass Flow rate (m³/hr)

Cp - Specific heat of water (K Cal/Kg °C)

T_{in} - Temperature of Chilled water evaporator inlet (°C)

T_{out} - Temperature of Chilled water evaporator outlet (°C)

$$\text{Specific Power Consumption (KW/TR)} = \text{Measured Power input P (KW)} / \text{Net Refrigeration Capacity (TR)}$$

$$\text{Coefficient of performance (COP)} = 3.516 / \text{Specific Power Consumption}$$

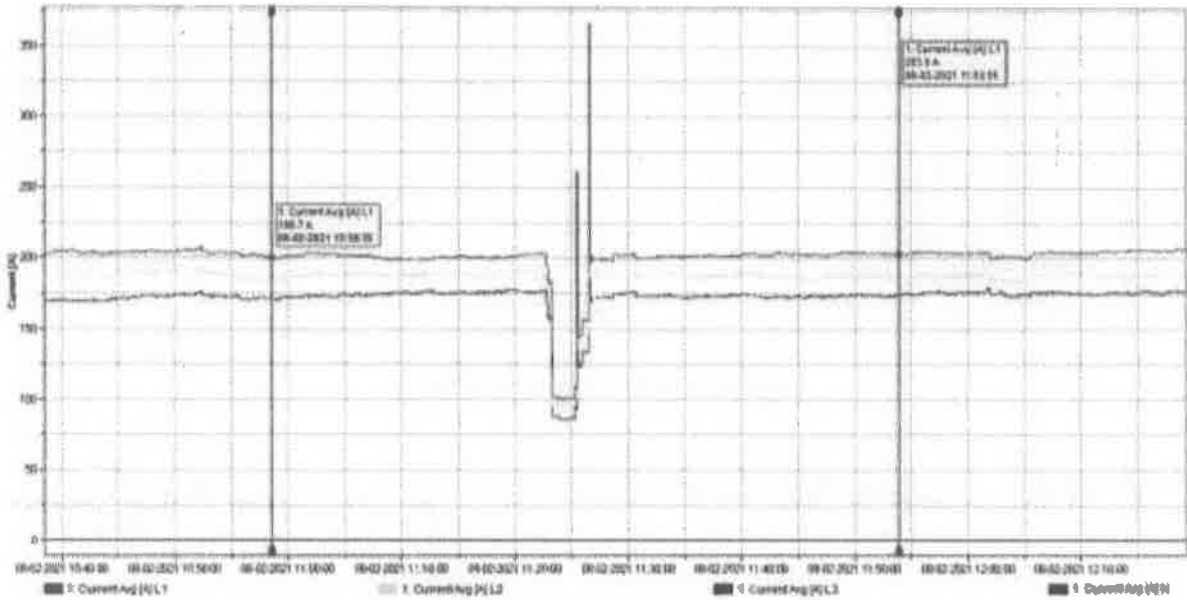
$$\text{Energy Efficiency Ratio (EER)} = 12 / \text{Specific Power Consumption}$$

Chiller Name	Temperature Difference (T)	Net Refrigeration Capacity (TR)	Specific Power Consumption (KW/TR)	Coefficient of performance (COP)	Energy Efficiency Ratio (EER)
Chiller-1 195TR	0.2	19.5	2.3	1.52	5.2

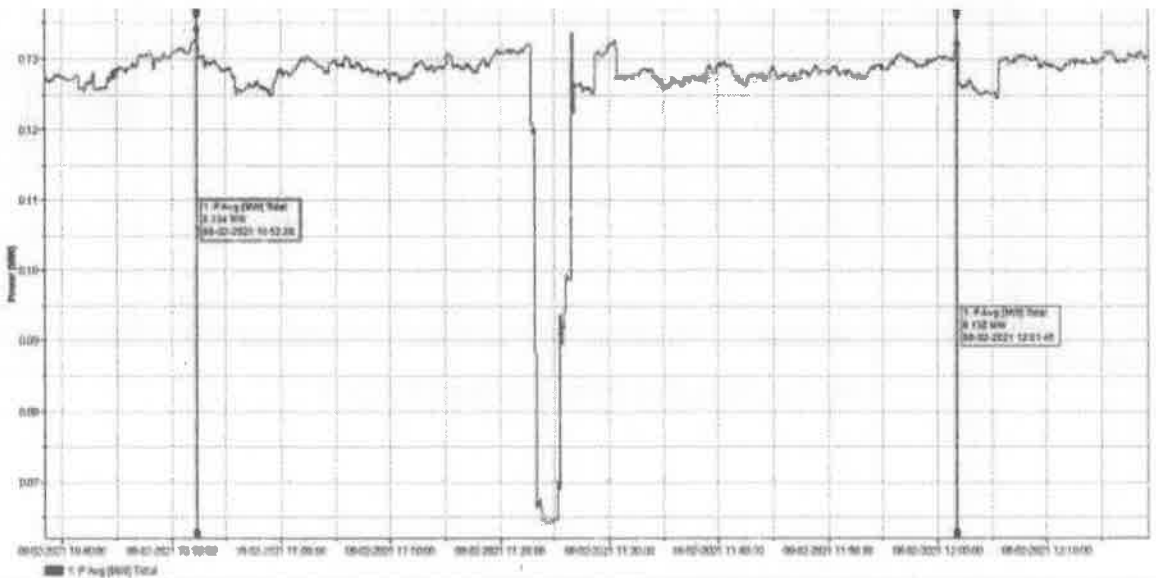


- **Heat Pumps**

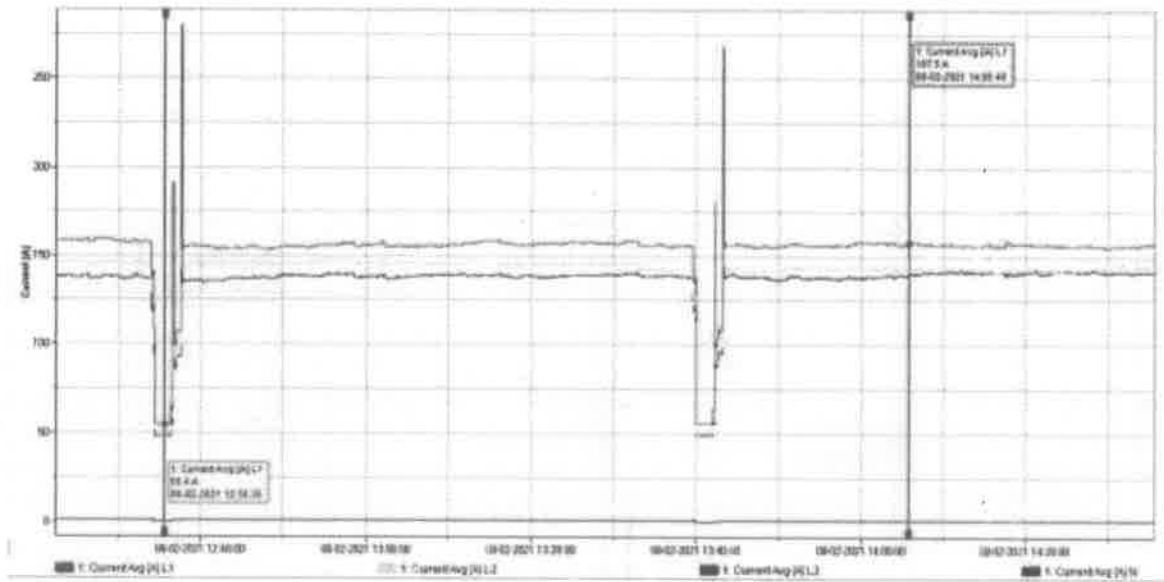
- ❖ 3 No's of Heat Pumps of same model and capacity are installed at the terrace of the building. All of them are of same ratings. Two were in operation at the time of audit.



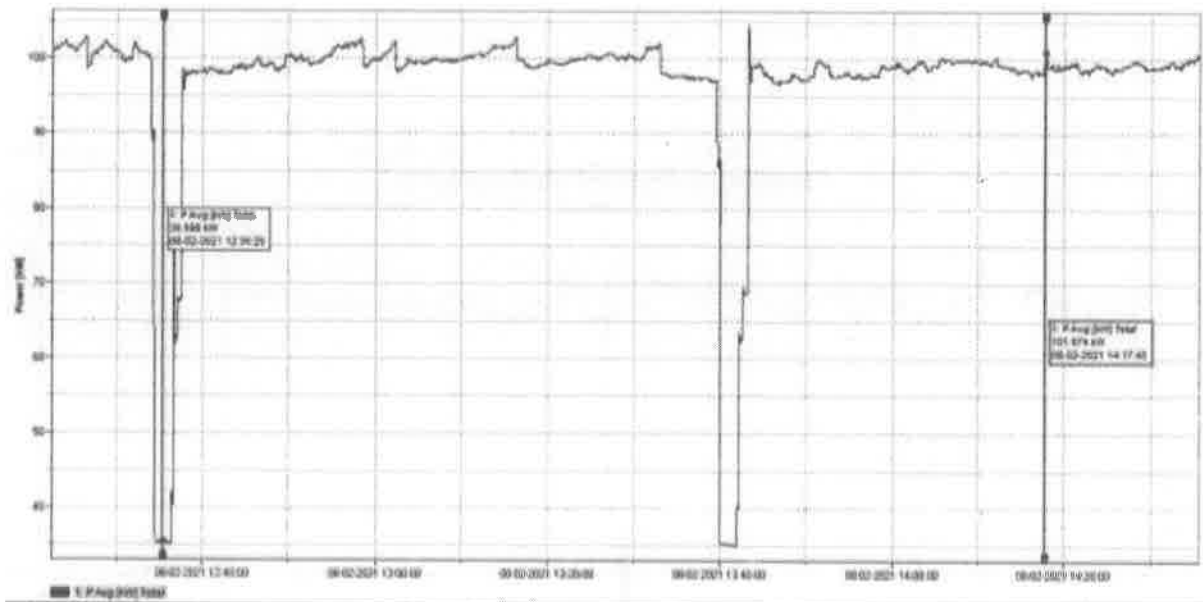
Loading pattern of Heat Pump- 2



Power consumption pattern of Heat Pump- 2



Loading pattern of Heat Pump- 3



Power consumption pattern of Heat Pump- 3



● **Lighting System**

- ❖ Detailed audit in lighting system normally results in considerable savings. Luminance readings with a lux meter should act as a basis for comparative purpose. The study covers measurement of lux level at work place and at various points of light usage.
- ❖ Lux Survey is carried out at various locations, following were the findings –

		Location		Lux Level
Ground Floor	F-Side	Electrical room	In Front of Panels	30, 51, 54
			Near Main Incomer	92, 40
			Near Escalator Panel	35, 46
			Near Capacitor Panel	45, 68
		UPS Room		102, 66, 105, 77
		Lift Lobby		258, 100, 135
		Passageway (Near Canteen)		495, 263, 340, 62, 45
		CCTV Room		300, 365, 240, 320
		Male Washroom		255, 271, 102
		Dispensary		267, 298
		Passage/Gallery		1020, 490, 283
		Central Dispatch		148, 280
		Canteen	Sitting Area	725, 620, 106
			HOD Sitting Area	457, 800
	Kitchen		85, 191, 157, 200	
	A-Side	Reception	Near ATM Machine	906, 930, 1411
			Near Officer Sitting Area or Washroom	1037, 1142, 1470, 1560
			Sitting Area (Centre)	670, 230, 200, 180, 283
		Front Entry Gate Side		806, 860, 1840, 2048
		Fire Control Room		190, 138
		Library	R01	1830, 730
			Workstations	432, 418
			Between Shelves	111, 182, 247
			Sitting Area	520, 280, 360, 515, 610
		Cloak Room		175, 160
		Passageway		240, 230, 100
Maintenance Room			440, 112, 280	
Male Washroom		160, 75		



		Lift Lobby	168, 189	
		Record Room	148, 590, 318, 684, 389	
		Electrical Room	68, 86	
First Floor	F-Side	208 ERP Section	182, 240, 310	
		205 Server Room	Office Area	115, 50, 108
			Server Room	345, 170, 254, 312
	A-Side	204 Internal Audit	180, 289, 343	
		206 Conference Room	256, 325, 250	
		207 Training Room	219, 250, 180, 203	
		203 Corporate Geology	316, 321, 260	
		202 Corporate Monitoring Office	Office Workstation	323, 440, 225
			R01 Cabin	716, 1200, 1395
		201 Corporate Planning Office	Office Workstation	356, 324
			R01 Cabin	1087, 916
	R02 Cabin	786, 850		
Second Floor	F-Side	312 C & SO Office	305, 102, 220	
		313 IT & SE Office	270, 240, 250	
		314 Civil Contracts Office	Office Workstation	480, 501
			R01 Cabin	389
			R02 Cabin	350
	R03 Cabin		310	
	A-Side	301 Corporate Electrical Contracts Office	Office Workstation	495, 307
			R01 & E01 Cabins	534, 1211
		302 Corporate Vigilance Office	Office Workstation	305, 299
			E01 Cabin	409
		303 CFM Office	Office Workstation	330, 655
			E01 Cabin	917, 1088
304 CED Office		Office Workstation	275, 230	
E01, R01 & R02 Cabins	648, 350, 322			
Third Floor	F-Side	405 QA & I Office	Office Workstation	325, 320
			E01 & C03 Cabins	653, 595
		404 Cost Engineering/Environment Office	Office Workstation	250, 260
			R01 Cabin	461
	R02 Cabin	350		
	A-Side	403 Corporate Civil Design Office	Office Workstation	540, 450, 340, 280, 260
			R01 Cabin	375
			R02 Cabin	250, 427
Passage			413, 178, 309	



		402 CCD Office	696, 762, 802, 984, 329	
		401 CCD Office	780, 472, 320, 372	
Fourth Floor	F-Side	508 Corporate Finance Office	194, 278	
		507 Corporate Finance Office	260, 628, 302	
		506 Corporate Finance Office	304, 363, 368	
	A-Side	503 Corporate HR Office	275, 523, 617, 345, 700	
		502 Corporate HR Office	240, 225	
		501 Corporate HR Office	Office Workstation R01 & R02 Cabins	289, 256 323, 290
Fifth Floor	F-Side	616-1 Director (Finance)	534, 460, 370	
		615-1 Technical Officer to DF	795, 554	
		615-2 Technical Officer to DE	970, 1102	
		Pantry	556, 425	
		617 Director Electrical Office	230	
		619 Strategy Department	324	
		620 Board Room	317, 492	
	A-Side	Passage (Corridor)	105, 590, 860, 992, 305	
		Lift Lobby	570, 545, 826	
		611 CVO Secretariat	378, 420	
		610 Chief Vigilance Office	349, 412	
		609 CVO Ante Room	555, 424	
		605 Video Conference Room	655, 773, 692	
		602 CMD Secretariat	275, 282, 250	
		601 Chairman & Managing Director	540, 468, 495	
		CMD Ante Room	341, 375	
		621 Lounge	252, 275, 285	
		607 Director Personnel Office	925, 1643, 823	
		Gallery	50-692	
		608-1 Technical Officer to DP	1732, 915	
		608-2 Technical Officer to DC	575, 700	
		Workstation (Near Pantry)	705, 924, 838, 430	
		Pantry	535, 345	
		Compound Area	Front Area	42, 37, 35, 26
	Bike Parking (Left Side)		33, 37, 34, 30, 29, 32	
	Car Parking (Right Side)		33, 31, 28, 30	
	STP Area			150, 100, 168



CHAPTER - VI

ENERGY SAVING RECOMMENDATIONS

Energy Saving Recommendation No.1:

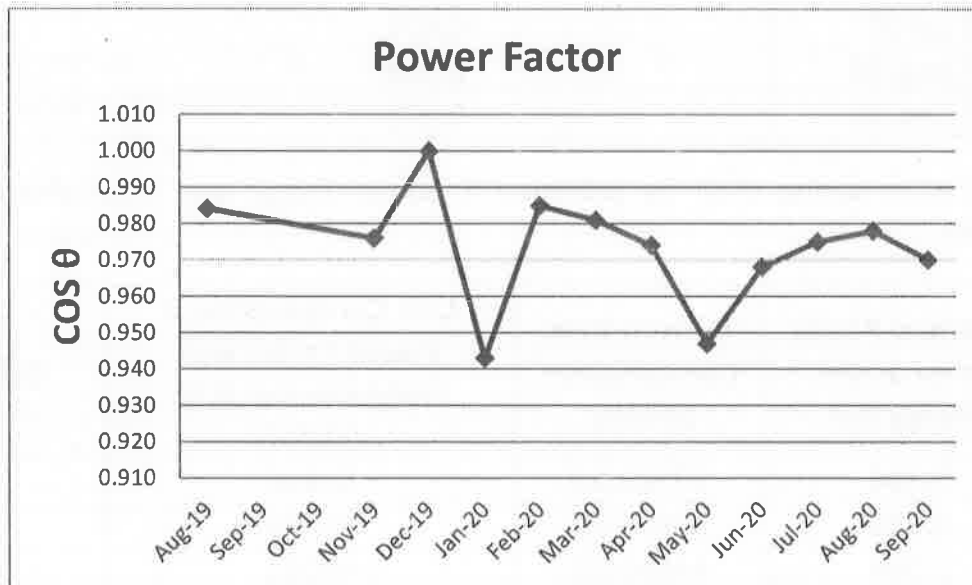
Savings in Demand charges by reduction in contract demand

1. Electricity consumption bills for about last two years were scrutinized and it was observed that contract demand is 800KVA and MDI varies from 0.289KVA to 582.60KVA.
2. It was observed that through last two year maximum demand is low as compared to the contract demand. This would lead to the saving in the fixed charge in future depending upon future load condition.
3. As per tariff of Himachal Pradesh State Electricity Board Ltd., a fixed amount @ Rs140/- KVA on a 90% of contract demand or maximum demand whichever is higher is charged every month.
4. It is advised to revise the contract demand to nearby 680KVA depending on future load condition for considerable savings on fixed charges.



Energy Saving Recommendation No.2:
Maintenance of present Capacitor Bank for maintaining Power Factor to 0.999

1. M/S SJVN getting power supply from Himachal Pradesh State Electricity Board Ltd. through an energy meter. The supply company charges NDS (Non-Domestic supply) tariff on the basis of KVAH.
2. Analysis of energy bills for last 12 months was done and it was found that power factor was varying between 0.94 to 1.00 and average power factor is 0.98. Here is the variation of power factor is shown within the graph:-



3. As tariff is charged on basis of KVAH. As the power factor reduces KVAH increases.
4. At present 600 KVAR capacitor bank is installed in substation with following sets of capacitors:
 - 50kvar=8No's.
 - 25kvar=6No's.
 - 12.5kvar=4No's.
5. It was observed that some of the capacitors were not switching. It is recommended to maintain the present capacitors in healthy condition for appropriate switching depending on load variations. This will give considerable amount of savings.



6. The value of power factor as per past energy bill is as per below:

Months	Recorded Power Factor as per Energy Bill
Aug-19	0.984
Nov-19	0.976
Dec-19	1.000
Jan-20	0.943
Feb-20	0.985
Mar-20	0.981
Apr-20	0.974
May-20	0.947
Jun-20	0.968
Jul-20	0.975
Aug-20	0.978
Sep-20	0.970

7. Following saving shall be achieved if power factor was maintained at 0.999.

Months	Recorded Power Factor as per Energy Bill	Current Unit Consumption (kVAH)	Unit Consumption if Power Factor was maintained at 0.99 (kVAH)	Difference
Aug-19	0.984	57780.00	57430	350
Nov-19	0.976	36080.00	35570	510
Dec-19	1.000	44600.00	45051	-451
Jan-20	0.943	68360.00	65115	3245
Feb-20	0.985	76790.00	76402	388
Mar-20	0.981	57220.00	56700	520
Apr-20	0.974	44880.00	44155	725
May-20	0.947	15600.00	14922	678
Jun-20	0.968	53140.00	51959	1181
Jul-20	0.975	72800.00	71697	1103
Aug-20	0.978	123400.00	121904	1496
Sep-20	0.970	70340.00	68919	1421
Total				11167
Cost per Unit				4.70
Annual Savings				52484

Total Savings of Rs 52,484 could be done annually if power factor was maintained at 0.999.



Energy Saving Recommendation No.3:
Saving through Variable Air Volume in AHU's

1. During the audit, it was found that all AHU's are equipped with VFD with manual speed control and found to be tuned at 50Hz (Rated Frequency, Rated RPM). Hence, all these AHU's are running at fixed full RPM/Frequency that can be seen from VFD display.





2. Building management system is installed. It is recommended to reconnect AHUs with VFD in closed loop feedback system via transducers installed in AHU duct. This will maintain motor power factor and hence give considerable amount of savings by optimizing air flow as per requirement.

AHU Location	Power Consumption (KW)	Saving (KW) @8%	Annual Saving for 10 hours and 300 days (KWH)	Annual Saving in Cost per unit @ Rs 4.70 (Rs)
AHU Ground Floor F-Side (2No's of 4KW Motors)	8	0.64	1920	9024
AHU Ground Floor A-Side (3No's of 4KW Motors)	12	0.96	2880	13536
AHU First Floor A-Side (2No's of 5.50KW Motors)	11	0.88	2640	12408
AHU First Floor F-Side (2No's of 5.50KW Motors)	11	0.88	2640	12408
AHU Second Floor F-Side (2No's of 5.50KW Motors)	11	0.88	2640	12408
AHU Second Floor A-Side (2No's of 5.50KW Motors)	11	0.88	2640	12408
AHU Third Floor A-Side (2No's of 5.50KW Motors)	11	0.88	2640	12408
AHU Third Floor F-Side (2No's of 5.50KW Motors)	11	0.88	2640	12408
AHU Fourth Floor A-Side (2No's of 5.50KW Motors)	11	0.88	2640	12408
AHU Fourth Floor F-Side (2No's of 5.50KW Motors)	11	0.88	2640	12408
AHU Fifth Floor A-Side (3No's of 4KW Motors)	12	0.96	2880	13536
AHU Fifth Floor F-Side (3No's of 4KW Motors)	12	0.96	2880	13536
Total KWH Saved			31680	
Total Annual Savings (Rs)				1,48,896


Total saving of Rs 1,48,896 shall be achieved via reconnecting AHU's with VFD in closed loop feedback system through existing Building management system.



Energy Saving Recommendation No.4:
Saving by Replacement of Higher Wattage Light with Low Wattage
in Building and Switching Off Lights in Various Areas of Office While
Maintaining Required Lux Level

1. Replacement of existing lighting with LED

1. LED lights are up to 80% more efficient than traditional lighting such as fluorescent and incandescent lights. 95% of the energy in LEDs is converted into light and only 5% is wasted as heat. This is compared to fluorescent lights which convert 95% of energy to heat and only 5% into light! LED lights also draw much less power than traditional lighting; a typical 84-watt fluorescent can be replaced by a 36-watt LED to give the same level of light. Less energy use reduces the demand from power plants and decreases greenhouse gas emissions.
2. LED lights contain no toxic elements. Most offices currently use fluorescent strip lights which contain noxious chemicals such as mercury. This will contaminate the environment when disposed of in landfill waste. Disposal has to be arranged through a registered waste carrier so switching to LED avoids the cost and time implications required for compliant disposal and helps to protect the environment from further toxic waste.
3. A longer life span means lower carbon emissions. LED Lights last up to six times longer than other types of lights, reducing the requirement for frequent replacements. This results in using fewer lights and hence fewer resources are needed for manufacturing processes, packaging materials and transportation.



**Conventional T-5 FLT Recessed Mounted Light Fixtures
with choke installed in SJVN**



4. It is recommended to replace current lighting lamps with LED retrofit Lamps. Following can be done in phased manner which can give substantial amount of savings:
- a) Replacement of 4 X 14W T-5 FTL Recessed Mounted Light Fixtures with 36W LED Panel Light.
 - b) Replacement of 3 X 14W T-5 Mirror Optic Light with 36W LED Panel Light.
 - c) Replacement of 3 X 14W T-5 FTL Recessed mounted Light Fixtures with 36W LED Panel Light.
 - d) Replacement of 28W Fluorescent Tube T-5 with 18W LED Tube Light.
 - e) Replacement of 4 X 18W FTL Recessed Mounted Light Fixtures with 36W LED Panel Light.

2. Savings Achieved by Switching Off Excess Lights

It was observed that in many areas, lux level is found more as per requirement. So, it is recommended to switch off few lights during day. By doing so followings savings will achieve as shown in below-



Commercial buildings	
Offices	
General Offices	300
Deep Plan General Offices	500
Computer Works Station	300
Conference Rooms, Executive Offices	300
Computer and Data Preparation Rooms	300
Filing Rooms	200
Drawing Offices	
General	300
Drawing Boards	500
Print Rooms	200
Counter, Office Area	300

Lux Level requirement As per BEE Code of Lighting

**i. Savings by permanently switching OFF the lights:**

Location	Recommendation	Saving in Watt per fixture	Number of Fixture	Total Saving in Watt
5th Floor A-Side CMD Office	8No's of 25W LED's can be switched OFF permanently. Lux Level when blind folds were open 60% and lights were ON is 458, 476, 470.	25	8	200
5th Floor Lounge	2No's of 25W LED's and 2No's of 3*14W mirror optics panel lights (near passage) can be switched OFF permanently. Lux Level when lights are ON is 252, 255, 274.	25	2	50
		42	2	84
5th Floor A-Side Office No.607 DP Secretariat	3No's of 25W LED's can be switched OFF permanently. Lux Level when all LED's were ON and Blind fold was opened is 897, 1648, 632, 434, 819. Daylight is available.	25	3	75
Total Saving in kW				0.409
Hours of Working				24
Working Days				300
Annual Unit Saved				2944.80
Cost per unit				4.70
Total Saving in Rs				13840.56

Savings of around Rs 13,840.56 annually can be achieved with no investment required and having immediate payback period.



ii. Savings by switching OFF lights for an interval of time:

Location	Recommendation	Saving in Watt per fixture	Number of Fixture	Total Saving in Watt
Ground Floor F-Side Canteen	4No's of 3*14W Panel Light Fixtures & 4No's of 15W LED's near windows side can be switched off from 10:00AM-4:00PM. When all panel lights are ON and blind folds are open, Lux Level is 726, 750 and when lights are OFF, Lux Level is 608, 393, 219.	42	4	168
		15	4	60
Ground Floor F-Side Canteen (HOD Reserved Section)	8No's of 15W LED's can be switched OFF from 10:00AM-4:00PM. Lux Level when all these LED's are ON is 926, 937, 1120, 1372. Lux Level after switching OFF all LED's is 525, 421, 838, 657.	15	8	120
Ground Floor A-Side Reception	44No's of 25W LED's can be switched OFF from 10:00AM-4:00PM. Lux Level when all these LED's are ON is 906, 930, 1415, 1350. Lux Level at windows side after switching OFF all 44No's of LED's is 745, 561, 828, 737, 861.	25	44	1100
Ground Floor F-Side Reception (Security Check Area)	7No's of 25W LED's & 2No's of 36W LED's can be switched OFF from 10:00AM-4:00PM. Lux Level when all lights were ON is 1022, 1715, 2048, 1792. Lux Level when all these lights were OFF is 860, 1758, 1840, 1023.	25	7	175
		36	2	72
Ground Floor F-Side Passage Area	7No's of 25W LED's can be switched OFF in passage area from 10:00AM-4:00PM. These LED's can be connected with a separate switch. Lux Level when all lights were ON is 490, 981, 788. Lux Level when all these lights were OFF is 1020, 490, 285.	25	7	175



Ground Floor A-Side Passage Area	7No's of 25W LED's can be switched OFF in passage area from 10:00AM-4:00PM. These LED's can be connected with a separate switch. Lux Level when all lights were ON is 496, 991, 778. Lux Level when all these lights were OFF is 1015, 290, 480.	25	7	175
Ground Floor A-Side Library (R01 Room)	3No's of 4*14W T-5 tube light panel fixtures can be switched OFF from 10:00AM-4:00PM. Lux Level when all lights are ON is 1816, 432, 830, 730. Lux Level when lights are OFF is 1170, 528, 400.	56	3	168
Ground Floor A-Side Library (Workstations/Sitting Area)	4No's of 3*14W Panel Light Fixtures & near windows side can be switched off by 1 switch from 10:00AM-4:00PM. When all panel lights are ON, Lux Level is 519, 476, 621 and when lights are OFF, Lux Level is 280, 350, 367. Daylight is available.	42	4	168
1st Floor A-Side Office No.202 CM Office	4No's of 3*14W Mirror optics T-5 Fixtures can be switched OFF from 10:00AM-4:00PM. Lux Level when all lights were ON and blind folds were rolled up is 1400, 750, 802. Lux Level when 4No's of fixtures were OFF is 615, 442, 1250.	42	4	168
1st Floor A-Side Office No.201 CP Office	3No's of 3*14W T-5 Panel light fixtures near windows side workstations can be switched OFF from 10:00AM-4:00PM. Lux Level when all 3No's of Lights were ON is 1087, 786, 1409, 691. Lux Level when blindfolds were opened and all 3No's of lights were OFF is 449, 1212, 606, 992.	42	3	126



<p>2nd Floor F-Side Office No. 314 Civil Contracts Office R01 Cabin</p>	<p>1No. of 3*14W Mirror Optic light fixture can be switched OFF through L1 Switch from 10:00AM-4:00PM. Lux Level when blindfolds were opened and light was ON is 480, 501. Lux Level when light was OFF is 389, 350, 310</p>	<p>42</p>	<p>1</p>	<p>42</p>
<p>2nd Floor A-Side Office No.301 Corporate Electrical Contract Office</p>	<p>12No's of 3*14W light fixtures can be switched OFF through L1 & L2 Switch from 10:00AM-4:00PM. Lux Level when all lights were ON is 1400, 1200. Lux Level when all lights were turned OFF and blind folds were rolled up is 457, 822, 520. Daylight is available.</p>	<p>42</p>	<p>12</p>	<p>504</p>
<p>2nd Floor A-Side Office No.302 Corporate Vigilance Office E01 Cabin.</p>	<p>2No's of 3*14W Mirror Optics T-5 light fixtures can be switched OFF from 10:00AM-4:00PM. Lux Level when all lights were ON and blindfolds were rolled up is 1218, 557, 537. Lux Level when 2No's of fixtures were switched OFF diagonally by L2 Switch is 498, 1007, 368.</p>	<p>42</p>	<p>2</p>	<p>84</p>
<p>2nd Floor A-Side Office No. 303 CFM Office</p>	<p>4No's of 3*14W T-5 Panel lights near W01 workstation DGM Civil can be switched OFF from 10:00AM-4:00PM by L1 & L2 Switch. Lux Level when all lights near windows were ON and blindfolds were rolled up is 1116, 828, 590. Lux Level when 4No's of lights were turned OFF is 918, 705, 340.</p>	<p>42</p>	<p>4</p>	<p>168</p>
<p>3rd Floor F-Side Office No.405 QA & I Office C03 Cabin</p>	<p>Daylight opportunity is available. 4No's of 3*14W T-5 panel lights can be switched OFF from 10:00AM-4:00PM. Lux Level when blindfolds were rolled up and lights were ON is 672, 683, 925, 927. Lux Level when 4No's of fixtures were turned OFF is 325, 320.</p>	<p>42</p>	<p>4</p>	<p>168</p>



3rd Floor F-Side Office No.405 QA & I Office E01 HOD Cabin	4No's of 3*14W Mirror optics T-5 Fixtures can be switched OFF from 10:00AM-4:00PM. Lux Level when all lights were ON and blind folds were rolled up is 820, 930, 980. Lux Level when 4No's of fixtures were OFF is 653, 360.	42	4	168
3rd Floor A-Side Office No.403 Corporate Civil Design Office R01 Cabin	1No. of 3*14W T-5 Panel light fixtures can be switched OFF from 10:00AM-4:00PM. Lux Level when all lights were ON and blindfolds were rolled up is 529, 508, 449. Lux Level when 1No. of fixture was switched OFF is 375, 350, 449. Light should be connected with 2 separate keys.	42	1	42
3rd Floor A-Side Office No.403 Corporate Civil Design Office R02 Cabin	1No. of 3*14W T-5 Panel light fixtures can be switched OFF from 10:00AM-4:00PM. Lux Level when all lights were ON and blindfolds were rolled up is 540, 450. Lux Level when 1No. of fixture was switched OFF is 375, 427, 260. Light should be connected with 2 separate keys.	42	1	42
3rd Floor A-Side Office No.403 Corporate Civil Design Office E01 Cabin	2No's of 3*14W Mirror Optics T-5 light fixtures can be switched OFF from 10:00AM-4:00PM. Lux Level when all lights were ON is 565, 583. Lux Level when 2No's of fixtures were switched OFF is 350, 370. These 2 lights shall be configured on 1 switch.	42	2	84
3rd Floor A-Side Office No.402 CCD Office	4No's of 3*14W T-5 Panel Lights near windows side can be switched OFF from 10:00AM-4:00PM by single switch (Following provision shall be provided). Lux Level when all lights were ON and blindfolds were rolled up is 802, 985, 953, 754. Lux Level when 4No's of fixtures were turned OFF is 329, 762, 696, 330, 275.	42	4	168



3rd Floor A-Side Office No.401 CCD Office	4No's of 3*14W T-5 Panel Lights near windows side can be switched OFF from 10:00AM-4:00PM. Lux Level when all lights were ON and blindfolds were rolled up is 773, 1253, 525, 942. Lux Level when 4No's of fixtures were turned OFF is 372, 320, 472.	42	4	168
4th Floor A-Side Lift Lobby	6No's of 25W LED's can be switched OFF from 10:00AM-4:00PM. Lux Level when all lights were ON is 495, 535, 876. Lux Level when LED's were OFF is 193, 176, 203.	25	6	150
4th Floor A-Side Passage	Window is available for Daylight in this corridor. 9No's of 25W LED's can be switched OFF from 10:00AM-4:00PM. Lux Level when all LED's are ON is 99-525. Lux Level when all lights were OFF is 39-672.	25	9	225
4th Floor F-Side Lift Lobby	6No's of 25W LED's can be switched OFF from 10:00AM-4:00PM. Lux Level when all lights were ON is 493, 486, 562, 886. Lux Level when LED's were OFF is 178, 183, 166, 213.	25	6	150
4th Floor F-Side Passage	Window is available for Daylight in this corridor. 9No's of 25W LED's can be switched OFF from 10:00AM-4:00PM. Lux Level when all LED's are ON is 101-765. Lux Level when all lights were OFF is 43-695.	25	9	225
5th Floor A-Side Corridor	13No's of 25W LED's can be switched OFF from 10:00AM-4:00PM. More than enough daylight is available. Lux Level when all lights were ON is 1100, 305, 992, 796, 1045. Lux Level when all 13No's of LED's were OFF is 105, 587, 870, 975, 1045.	25	13	325



5th Floor A-Side Lift Lobby	6No's of 25W LED's can be switched OFF from 10:00AM-4:00PM. Lux Level when all lights were ON is 570, 545, 826. Lux Level when LED's were OFF is 162, 190, 155.	25	6	150
5th Floor A-Side Passage near Side Gallery (Director Secretariat)	Window is available for Daylight in this corridor. 9No's of 25W LED's can be switched OFF from 10:00AM-4:00PM. Lux Level when all LED's are ON is 75-805. Lux Level when all lights were OFF is 50-670.	25	9	225
5th Floor A-Side CMD Ante Room (Sitting and Dining Purpose)	4No's of 4*14W T-5 tube light panel fixtures can be switched OFF from 10:00AM-4:00PM. Lux level when all 4 fixtures were ON is 998, 333, 376, 635. Lux Level when all 4 fixtures were OFF is 204, 146, 832.	56	4	224
5th Floor A-Side Office No.608-1 Technical Officer to DP	5No's of 25W LED's can be switched OFF from 10:00AM-4:00PM. Window is available for Daylight utilisation. Lux Level when all lights were ON is 1732, 1758, 916, 1015. Lux Level when the 5No's of LED's were switched OFF is 408, 1197	25	5	125
5th Floor A-Side Office No.608-2 Technical Officer to DC	7No's of 25W LED's can be switched OFF from 10:00AM-4:00PM. Window is available for Daylight utilisation. Lux Level when blind folds were opened and all LED's were ON is 1038, 580, 732, 700. Lux Level when all lights were switched OFF is 324, 916, 134.	25	7	175
5th Floor A-Side Workstation (Near Pantry)	5No's of 25W LED's in passage can be switched OFF from 10:00AM-4:00PM. Lux Level when all lights were ON is 707, 692. Lux Level when the 5No's of LED's were switched OFF is 430, 385.	25	5	125



5th Floor F-Side Lift Lobby	6No's of 25W LED's can be switched OFF from 10:00AM-4:00PM. Lux Level when all lights were ON is 560, 586, 875. Lux Level when LED's were OFF is 163, 195, 158.	25	6	150
5th Floor F-Side Passage near Side Gallery	Window is available for Daylight in this corridor. 9No's of 25W LED's can be switched OFF from 10:00AM-4:00PM. Lux Level when all LED's are ON is 89-1120. Lux Level when all lights were OFF is 55-700.	25	9	225
5th Floor F-Side Office No.616-1	3No's of panel lights can be switched OFF through L1 Switch from 10:00AM-4:00PM. Lux Level when all lights are ON is 461, 500, 368. Lux Level when all lights were OFF is 300, 295, 168.	25	3	75
5th Floor F-Side Office No.615-1 Technical Director to DF	2No's of 25W LED's near window side can be switched OFF from 10:00AM-4:00PM. Window is available for daylight utilisation. Lux Level when all LED's are ON is 744, 554. Lux Level when all lights were OFF is 436, 324.	25	2	50
5th Floor F-Side Office No.615-2 Technical Director to DE	2No's of 25W LED's near window side can be switched OFF from 10:00AM-4:00PM. Window is available for daylight utilisation. Lux Level when all LED's are ON is 970, 1102. Lux Level when all LED's were OFF is 760, 921.	25	2	50
Total Saving in kW				6.962
Hours of Working				6
Working Days				300
Annual Unit Saved				12531.60
Cost per unit				4.70
Total Saving in Rs				58898.52



Savings of around Rs 58,898.52 annually can be achieved with no investment required and having immediate payback period.

Total Savings (Rs)	72,739
---------------------------	---------------



Observation:

It was observed that In reception there is continuous occupancy due to security personals and other people and in all above floors corridors there is ample amount of day light available along with continuous occupancy. Due to such scenarios all lights remain ON for 9-10 Hours during day time. Thus Day light utilization is failed and lights remain continuously on defeating the purpose of Occupancy sensors.






Recommendation: Occupancy sensors can be removed from Ground floor Reception area, all floors corridors (Under Direct Day Light). It was observed that Delay time of 15 Minutes and Lux setting of 2000 Lux which was more as per requirement of switching in these areas. Manual switching in following spaces shall be planned by using dedicated MCBs. Considerable amount of saving can be easily attained.

Occupancy and vacancy sensors are ideally suited to installation in:

- Smaller, enclosed spaces.
- Larger spaces using zoned/networked or individual luminaire control.
- Spaces that operate on an unpredictable schedule.
- Spaces that are intermittently occupied—that is, left unoccupied for two or more hours per day
- Stairwells, indoor corridors and similar spaces where the lighting must remain ON all day but are frequently unoccupied (light reduction)



Delay time & Lux Settings at present



Energy Saving Recommendation No.5: **General Energy Savings Proposal**

A. Energy Savings for Computers, Printers Scanner, Light, AC, Ceiling Fan etc.

1. COPY MACHINES AND PRINTERS should be turned off WHEN NOT IN USE; even in the “sleep mode” these consume power. Power Management features should be activated on all copiers and printers.
2. Monitor and other office equipment should be plugged into an occupancy sensor power strip. These devices automatically turn off equipment whenever user leaves the room for more than a few minutes that can be set by user. Occupancy power strips can control monitors and task lights.

All Computers should be switched “OFF” at the end of the day.

B. Lightings

1. There should be proper records of cleaning for lighting fixtures so as to ensure that the full light output of Luminaries’ is available for illumination.
2. Timer control or light intensity sensor-controlled lighting should be used for automatic on & off for compound lighting.



CONCLUSION

The energy audit conducted at M/S SJVN, Corporate Head Quarter, Shimla has revealed the potential of saving in terms of energy.

The recommended energy conservation measures were based on observation and experience of the energy audit team.



JAN SEWA ASHRAM



Australian Embassy

Certificate of Appreciation


Awarded to

S.J.V.N. LIMITED, SHIMLA

This is to certify that your Department has participated in Waste to Wealth Programme of Jan Sewa Ashram. The initiative is supported by the Australian High Commission, New Delhi. To conserve the natural resources, you have made available office waste paper for recycling during the year 2018-19. This has resulted in local women getting employment opportunity at the doorstep and strengthening of their livelihood. We thank you for this commendable work.

[Signature]
Mr. S. R. Dixit
Director
Jan Sewa Ashram, New Delhi

[Signature]
Mr. Rod Hilton
Australia's Deputy High Commissioner to India
New Delhi

	SJVN Ltd.	DOC: M-SJVN-01 SECTION: 3 PAGE: 178 of 188 ISSUE: 3.0 REV: 1 DATE: 23-03-2017
	QUALITY MANUAL	

CORPORATE FACILITY MANAGEMENT DEPARTMENT (P-228)

Process Owner: HOD (Corporate Facility Management Department)

Process Scope:

- A. Activities related to Construction/renovation of Corporate Office/any other office Complex Parwanoo.
- B. Activities related to corporate facility management services of Corporate Office.

Process Inputs:-

Manpower	HRD
Computer & Peripherals	IT&C Deptt.

Process Description:-

Pre- award Stage - A


- i) The corporate facility management department will initially ensure acquisition of land i.e to be purchased or leased or otherwise for office at Shimla/ Parwanoo.
- ii) In-principle approval from Management to carry out the work i.e through MOU route or tendering basis.
- iii) Ensuring all relevant papers needed and also provide assistance for obtaining various statutory clearances from statutory bodies/local bodies needed for development of complex to Contractor/Consultant where included in contract responsibility contractor/consultant otherwise obtain clearance at its own.

Accordingly, the work will be carried out in following schedule:-

Responsibilities of executives and timelines fixed for completion of various activities:

S.No.	Activity	Responsibility	Time Line
1.	Acquisition of land	HOD	6 Months
2.	Submission of proposal for In-principle approval from Management.	HOD	15 Days
3.	Submission of Application for Obtaining various NOCs to NHAI, HPPWD, Forest, HPSEB, IPH, HP State Pollution Control Board and other various Statutory Bodies/ Departments etc.	HOD/Sr. Manager	1 Month
4.	Engagement of Architecture /Consultant	HOD/Sr. Manager	2 Months

Prepared By:	Reviewed By:	Approved By:
Process Owner	HOD (QMS)	Director (Electrical)/ Chairman & Managing Director

	SJVN Ltd.	DOC: M-SJVN-01 SECTION: 3 PAGE: 179 of 188 ISSUE: 3.0 REV: 1 DATE: 23-03-2017
	QUALITY MANUAL	

5.	Submission of Initial Layout Plan, Approval from Management	HOD	2 Months
6.	Site Investigations such as determining the Bearing Capacity of Soil, Survey and Bushes Clearance etc.	HOD/Sr.Manager/ Manager/Dy. Manager/Engineer	3 Months
7.	Submission of Preliminary cost estimate to Management for approval (Administrative Approval and Expenditure Sanction)	Sr. Manager/ Manager	2 Months
8.	Finalization of Specifications and Make of Various Fittings and Accessories.	Sr.Manager/ Manager	1 Month
9.	Preparation & Submission of Bid Documents including BOQs, Layout Plan, Scope of Work, Technical Specifications, Special terms and conditions of the contract if any, for tendering after approval.	Sr.Manager /Manager	2 Months

Process Description:

Post - Award Stage – A

- i) The Office at Shimla or Parwanoo any other complex will be constructed as per approved drawings/designs submitted by Contractor/Consultant, duly vetted from SJVN (Architecture Cell) and after obtaining approval from Municipal Corporation, Shimla.
- ii) The Corporate Facility Management Department will do supervision of the construction work as per contract.
- iii) CFMD will verify & submit the bills of Contractor/Consultant in accordance with the provision of MOU/contract and will forward to corporate F&A.


Pre- Award Stage - B

- i. In-principle approval from Management to carry out the work of up keep of Office Complex at Shimla i.e through MOU route or tendering basis.
- ii. The corporate facility management department will make overall supervision and get the work done from the service contractor for operation and maintenance of corporate office complex at Shimla.

Accordingly, the work will be carried out in following schedule:-

Responsibilities of executives and timelines fixed for completion of various activities:

Prepared By:	Reviewed By:	Approved By:
Process Owner	HOD (QMS)	Director (Electrical)/ Chairman & Managing Director

	SJVN Ltd.	DOC: M-SJVN-01 SECTION: 3 PAGE: 180 of 188 ISSUE: 3.0 REV: 1 DATE: 23-03-2017
	QUALITY MANUAL	

S.No.	Activity	Responsibility	Time Line
1.	In-principle approval from Management.	HOD	15 Days
2.	Submission of Application for Obtaining various NOCs to NHAI, HPPWD, Forest, HPSEB, IPH, HP State Pollution Control Board and other various Statutory Bodies/ Departments etc.	HOD/Sr. Manager/Manager/	1 Month
3.	Approval of cost estimate from Management (Administrative Approval and Expenditure Sanction)	Sr. Manager/ Manager	2 Months
4.	Finalization of Specifications.	HOD/Sr. Manager/ Manager	1 Month
5.	Preparation & Submission of Bid Documents including BOQs, Layout Plan, Scope of Work, Technical Specifications, Special terms and conditions of the contract if any, for tendering.	HOD/Sr. Manager /Manager	2 Months

Post - Award Stage – B

- i) CFMD will be supervising the work as per approved drawings, layout, specifications scope of work specified in the contract.
- ii) CFMD will verify & submit the bills of Contractor/Consultant in accordance with the provision of MOU/contract and forward to corporate F&A for payment.

Risk Identification and Mitigation:

The risks of Corporate Facility Management Department are identified & categorized in Risk Management Policy of SJVN approved by Management and mitigated as suggested in the mitigation mechanism of Risk Management Policy.

Risk Identified - Fire


Risk Mitigation - Smoke detector

- Fire sprinkler

- Fire hydrants along with water tanks

- Public address system along with safety equipments.

Prepared By: Process Owner	Reviewed By: HOD (QMS)	Approved By: Director (Electrical)/ Chairman & Managing Director
------------------------------------------	--------------------------------------	-----------------------------------------------------------------------------------

	SJVN Ltd.	DOC: M-SJVN-01 SECTION: 3 PAGE: 181 of 188 ISSUE: 3.0 REV: 1 DATE: 23-03-2017
	QUALITY MANUAL	

Process Output:-

S.No.	Output	To
1	Tender Documents	Corporate Contract Department
2	Approval of Completion Plan	Contractor/Consultant and Architecture Cell
3	Preparation of Final Bills of contractors & Settlement of all Claims	Finance Department
4	Facility	All departments.

Prepared By:	Reviewed By:	Approved By:
Process Owner	HOD (QMS)	Director (Electrical)/ Chairman & Managing Director

Annexure - 7

DNV-GL

MANAGEMENT SYSTEM CERTIFICATE

Certificate No:
214006-2017-AQ-IND-NABCB

Initial certification date:
11, February, 2005

Valid:
11, February, 2017 - 10, February, 2020

This is to certify that the management system of

SJVN Limited

Registered & Corporate Office: Shakti Sadan, Corp. Office Complex, Shanan,
Shimla - 171 006, Himachal Pradesh, India
and the sites as mentioned in the appendix accompanying this certificate

has been found to conform to the Quality Management System standard:
ISO 9001:2015

This certificate is valid for the following scope:

**Providing design, contracting, quality assurance and related support to
hydropower projects / hydropower stations, wind power projects / wind
power farms & solar power projects / solar power farms**

Place and date:
Chennai, 20, February, 2017



For the issuing office:
DNV GL - Business Assurance
ROMA, No. 10, GST Road, Alandur,
Chennai - 600 016, India

A handwritten signature in black ink, appearing to read 'Sivadasan Madiyathi'.

Sivadasan Madiyathi
Management Representative

Lack of fulfillment of conditions as set out in the Certification Agreement may render this Certificate Invalid.
ACCREDITED UNIT: DNV GL Business Assurance (India) Pvt. Ltd., Equinox Business Park, Tower 3, 6th Floor, Off Bandra Kurla Complex, LBS Marg,
Kurla (W), Mumbai - 400 070, Maharashtra, India TEL: +91 22 61769000; assurance.dnvgl.com

Certificate No: 214006-2017-AQ-IND-NABCB
 Place and date: Chennai, 20, February, 2017

Appendix to Certificate

SJVN LIMITED

Locations Included in the certification are as follows:

Site Name	Site Address	Site Scope
SJVN Limited	Registered & Corporate Office: Shakti Sadan, Corp. Office Complex, Shanan, Shimla - 171 006, Himachal Pradesh, India	Providing design, contracting, quality assurance and related support to hydropower projects / hydropower stations, wind power projects / wind power farms & solar power projects / solar power farms
SJVN Limited	Expediting Office: Ircon Building, Ground Floor, C - 4, District Centre, Saket, New Delhi - 110 017, India	Business development, contracting and related support to hydropower projects / hydropower stations, wind power projects / wind power farms & solar power projects / solar power farms

Annexure - 8

State Pollution Control Board, Himachal Pradesh

Receipt No.	393602011	Date :	15-10-2024
Depositor Name		Gagan Deep Sharma	
Bank Name.		ICICI	
Bank Id.		NA	
Application No.		12138178	
Name and Address of Industry		Sjvnl Ltd Corporate Office Complex, Shakti Sadan, SJVN Ltd., Corporate Office Complex, Shnan, Shimla, 171006, Shimla Urban, Shimla	
Name of Regional Office		RO Shimla	
Applied For		CTO - both - reNew	
Payment Date		30-03-2024	
		Payment Details	
CTO both (Rs.)		360000.0	
Total Amount Paid (Rs.)		360000.0	
Transaction Status		Successfully Completed	

Print

AB MICRO MACHINES PVT. LTD.

Annexure - 9

Plot NO. 516, Industrial Area, Phase 2, Chandigarh
 Phone : 0172-2642594
 E-mail : abmicromachines11@gmail.com

Date :- 19/09/2024

Client M/s SJVN Limited				SERVICE REPORT No. RK 092024/19		Any Other																
Place Shimla		Persons contracted Mr. Ajit Rai		Unit Sr. No.	WTP Plot																	
TSF Mr.	Rakesh	Mr. Sawant		TSF Code																		
Type of Call	ASC		Over Hauling	Service Amc visited	Spare																	
	OIT	Over Hauling	B/D	Break Down	Erection Commissioning																	
OBSERVATION/ACTION TAKEN																						
<p>Dear Sir,</p> <p>We have visited at your site recording on WTP Plot same visited we have observed the WTP Plot Parameters are given as below</p> <table border="0"> <tr> <td>①</td> <td>Hardness outlet</td> <td>⇒</td> <td>< 70 PPM</td> </tr> <tr> <td>②</td> <td>PH</td> <td>⇒</td> <td>7.5 PPM</td> </tr> <tr> <td>③</td> <td>TSS</td> <td>⇒</td> <td>Nil</td> </tr> <tr> <td>④</td> <td>TDS</td> <td>⇒</td> <td>< 180 PPM</td> </tr> </table> <p>WTP Plot Parameters are under limit</p>							①	Hardness outlet	⇒	< 70 PPM	②	PH	⇒	7.5 PPM	③	TSS	⇒	Nil	④	TDS	⇒	< 180 PPM
①	Hardness outlet	⇒	< 70 PPM																			
②	PH	⇒	7.5 PPM																			
③	TSS	⇒	Nil																			
④	TDS	⇒	< 180 PPM																			
ACTION REQUIRED BY CLIENT				Test Results	OK	Not OK																
				Soft Water																		
				Feed Water																		
				Maxtreat Dosing																		
				Economix Dosing																		
				Thermosol Dosing																		
				Thermic Fluid																		
	Date	Time	Billed for	Amount	THE JOB IS COMPLETED SATISFACTORILY AND WE AGREE TO PAY AS MENTIONED																	
Call received			Service																			
Reported on/at			Transport																			
Completed on/at			Spares																			
No. of Days Chargeable			Total																			
DATE 19/09/2024	TSF Rakesh	DATE 19/09/2024	CLIENT Sawant 19.9.24																			
REMARKS TOTAL ok																						

AB MICRO MACHINES PVT. LTD.

Plot NO. 516, Industrial Area, Phase 2, Chandigarh
 Phone : 0172-2642594
 E-mail : abmicromachines11@gmail.com

Date: 19/09/2024

Client M/S SJVN Limited		SERVICE REPORT No. RK092024/19		Any Other	
Place Shimla	Persons contracted Mr. Ajit Rai Mr. Sawant		Unit Sr. No. STP Plant		
TSF Mr. Rakesh			TSF Code		
Type of Call	ASC		Over Hauling Service AMC visited		Spare
	OIT	Over Hauling	B/D		Break Down Erection Commissioning

OBSERVATION/ACTION TAKEN

Dear Sir,
 We have visited at your site regarding
 on STP plant for AMC visited. We have observation
 the STP plant parameters are give as below:

- ① TDS → 513 Ppm
- ② PH → 7.0
- ③ TSS → 15
- ④ MLSS → 250mg/ltr
- ⑤ Color → light yellow
- ⑥ Smell → Normal
- ⑦ Relax oil check → Level ok.

STP plant all parameters is working ok.

ACTION REQUIRED BY CLIENT	Test Results	OK	Not OK
	Soft Water		
	Feed Water		
	Maxtreat Dosing		
	Economix Dosing		
	Thermosol Dosing		
	Thermic Fluid		

	Date	Time	Billed for	Amount	THE JOB IS COMPLETED SATISFACTORILY AND WE AGREE TO PAY AS MENTIONED
Call received			Service		
Reported on/at			Transport		
Completed on/at			Spares		
No. of Days Chargable			Total		

DATE **19/09/2024** TSF **Rakesh** DATE **19/09/2024** CLIENT **[Signature]**
 REMARKS TOTAL **[Signature]**