

# एसजेवीएन लिमिटेड

(भारत सरकार एवं हिमाचल प्रदेश सरकार का संयुक्त उपक्रम)

## SJVN Limited

(A Joint Venture of Govt. of India & Govt. of H.P.)



विद्युत संविदा विभाग  
शक्ति सदन, कारपोरेट मुख्यालय, द्वितीय तल, शनान, शिमला, हिमाचल प्रदेश,  
पिन कोड-171006

Electrical Contract Deptt.,  
Shakti Sadan, Corporate Head Quarter, 2<sup>nd</sup> floor,  
Shanan, Shimla, HP, Pin code- 171 006  
दूरभाष / Phone No. +91-177-2660201 & 2660202  
फैक्स / Fax No.: 0177-2660200  
E-mail :- [elect.contracts@sjvn.nic.in](mailto:elect.contracts@sjvn.nic.in)

### CORRIGENDUM - 10

E- Tender No.: SJVN/CHQ/ECD/SUNNI/EMP/2024

Dated: 24.02.2025

Name of Tender: Electro-Mechanical Works of Sunni Dam HEP (382 MW) located in Distt. Shimla and Mandi in Himachal Pradesh (India).

In terms of clause 11.1 of 'Section –II Instruction to Bidders' of the bidding documents for procurement of the subject cited package, the Bid Provisions are hereby amended as under:

Ref. Clause of Bid Document	Existing Provision	Amended Provision
1 <sup>st</sup> row of Clause no. 6 of Section - I, Notice Inviting Tender (NIT)	Date and time for availability/downloading of Bid Document on website <a href="http://etender.sjvn.co.in">http://etender.sjvn.co.in</a> 28.08.2024 (1800 Hrs.) to 23.02.2025 (1200 Hrs.)	Date and time for availability/downloading of Bid Document on website <a href="http://etender.sjvn.co.in">http://etender.sjvn.co.in</a> 28.08.2024 (1800 Hrs.) to <b>10.03.2025 (1200 Hrs.)</b>
4 <sup>th</sup> row of Clause no. 6 of Section - I, Notice Inviting Tender (NIT)	Deadline for submission of bids: 1. Online submission: 24.02.2025(1300 Hrs.) 2. Offline submission: 03.03.2025(1800 Hrs.) (Hard copy)	Deadline for submission of bids: 1. Online submission: <b>11.03.2025(1300 Hrs.)</b> 2. Offline submission: <b>18.03.2025(1800 Hrs.) (Hard copy)</b>
5 <sup>th</sup> row of Clause no. 6 of Section - I, Notice Inviting Tender (NIT)	Date & time for Bid opening: Online bid opening (Techno-commercial): 24.02.2025 (1400 Hrs.)	Date & time for Bid opening: Online bid opening ( <b>Techno-commercial</b> ): <b>11.03.2025 (1400 Hrs.)</b>
Clause 11.0 of D. Submission of Bids, Bid Data Sheets	Deadline for submission of bids: 1. Online submission: 24.02.2025 upto 1300 Hrs. 2. Offline submission (Hard copy): 03.03.2025 upto 1800 Hrs.	Deadline for submission of bids: 1. Online submission: <b>11.03.2025 upto 1300 Hrs.</b> 2. Offline submission ( <b>Hard copy</b> ): <b>18.03.2025 upto 1800 Hrs.</b>
NIT	-----	<b>Add a New Clause 7.0</b>  The cost estimate shall be intimated only before opening of Price Bids. The Bidders are requested to submit their bid as per Scope of Work defined in the bid document.

Other terms and conditions of the bidding documents shall remain unchanged.

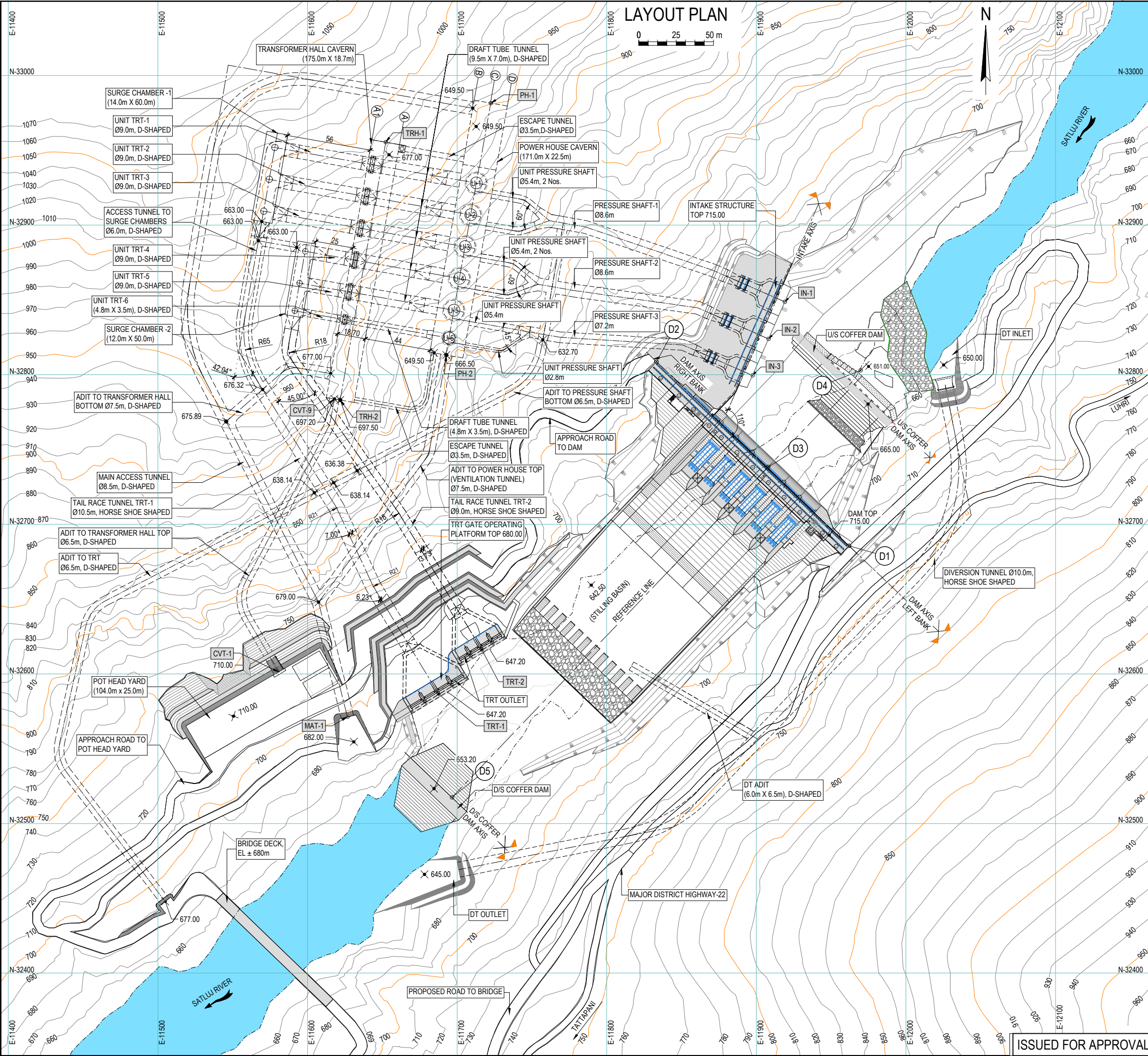
(Ravi Rajan)  
HOD (ECD)

**AMENDMENT (TECHNICAL) -II**

**Name of Work: Electro-Mechanical Works of Sunni Dam HEP ( 382 MW) located in Distt. Shimla and Mandi in Himachal Pradesh (India)  
NIT Reference: SJVN/ CHQ/ECD/Sunni/EMP/2024**

Sr. No.	Section, Chapter/ Clause No	Existing Provisions	Amended provisions	Query	Revised Provisions	Remarks
1	Amendment 1 (Technical)	-	PROJECT LAYOUT GENERAL ARRANGEMENT- Plan Dwg no. AFRY.5002.00.001_Rev 5 & AFRY.5002.00.001_Rev 2	The two drawings of Project Layout General Arrangement Plan drawing no. AFRY.5002.00.001_Rev 5 & AFRY.5002.00.001_Rev 2 have been shared in amendment 1 (Technical). The Drawing no. AFRY.5002.00.001_Rev 5 consist the downstream surge tank provisions in tail race side, however drawing no. AFRY.5002.00.001_Rev 2 is without the downstream surge tank provision. So there is discrepancy of water ways layout. We understand that the finalized waterways layout is inline with provision of downstream surge tank as per drawing AFRY.5002.00.001_Rev 5 to mitigate the negative pressure issue at downstream side. Kindly confirm.	Revised GAD Project Layout and L-Section waterways layout Drawings i.e. Drawing nos. AFRY.5002.00.001 Rev.6 and Drawing no. AFRY.5002.00.002 Rev.7, AFRY.5002.00.003 Rev.7 & AFRY.5002.00.004 Rev.7 and this shall supersede the previous version of drawing.	
2	Section 11.0, GENERATOR TRANSFORMER, Clause 11.1.1.2 (iii)	One (1) no. oil filtration system of capacity 5 kLPH, suitable for dehydrating & vacuuming the transformer in minimum possible time along with provision of PPM measurement, vacuuming and sufficient no. of hoses having suitable length i.e. from GT-1 to GT-6 as per layout.	One (1) no. portable oil filtration system of capacity 5 kLPH, suitable for dehydrating & vacuuming the transformer in minimum possible time along with provision of PPM measurement, vacuuming and sufficient no. of hoses having suitable length for one GT (for all the three phases at a time).	A portable oil filtration system of capacity 5 KLPH having single connection point for oil inlet and oil outlet, so oil dehydration & vacuuming of the transformer can be done for one number transformer at a time. So, Oil filtration & vacuuming for all the three phases of GT at a time cannot be possible.	One (1) no. portable oil filtration system of capacity 5 kLPH, suitable for dehydrating & vacuuming the transformer in minimum possible time along with provision of PPM measurement, vacuuming and sufficient nos. and length of hoses, suitable for one GT.	<i>As per additional Bid queries</i>
3	Schedules for LV, MV Cables & Cable Trays	306 / 491 Schedule- VI	5.Partial discharge test 6.Dielectric power factor test 7.Bending test followed by partial discharge test 8.Heating cycle test followed by partial discharge test 22.Impulse withstands Tes	Please note that mentioned tests are applicable for MV Cables. Not for LV and Control Cables. Internal Type test reports shall be provided for review.	Test at Sr. no. 5, 6, 7 ,8 & 22 Stands Deleted	
4		123 / 178 B.1	<b>Type Tests and Special Tests:</b> • Measurement of transferred surge on Tertiary due to HV lightning impulse and IV lighting impulse • Measurement of transferred surge on Tertiary due to HV switching impulse and IV switching impulse	This test is applicable for Tertiary winding Transformers. Not applicable for 02 windings ( HV-LV) transformer.	Stands Deleted	
5		Routing of Bus Duct of E-Flow Unit			Updated Plan and Section for E-Flow Unit. Refer Drawing No. SJVN/ED/SDHEP/EM03, 06 & 07	<i>As per SJVN detailed Engineering</i>

# LAYOUT PLAN



SETTING OUT POINTS		
POINTS	EASTING	NORTHING
D1	11961.943	32685.615
D2	11833.321	32808.661
D3	11907.387	32737.806
D4	11969.602	32802.839
D5	11696.549	32517.418
IN-1	11919.009	32848.733
IN-2	11908.123	32823.970
IN-3	11897.368	32799.505
PH-1	11722.476	32981.574
PH-2	11692.782	32813.172
TRH-1	11652.276	32955.467
TRH-2	11621.888	32783.126
MAT-1	11626.695	32571.253
CVT-1	11580.704	32601.336
CVT-9	11617.949	32783.820
TRT-1	11687.787	32586.381
TRT-2	11716.636	32615.937

REFERENCE DRAWINGS:	
AFRY.5002.00.002	PROJECT LAYOUT
AFRY.5002.00.003	GENERAL ARRANGEMENT
AFRY.5002.00.004	WATER CONDUCTOR SYSTEM & LONGITUDINAL SECTIONS

- NOTE :**
- ALL DIMENSIONS ARE IN MILLIMETER AND ELEVATIONS ARE IN METER UNLESS OTHERWISE SPECIFIED.
  - NO DIMENSION IS TO BE SCALED ONLY. ONLY WRITTEN DIMENSIONS SHALL BE TAKEN AS CORRECT.
  - FOR DETAILS OF INDIVIDUAL STRUCTURE LIKE DIVERSION TUNNEL, COFFER DAM, INTAKE, DAM, PRESSURE SHAFT, POWER HOUSE & TRT, REFER SEPARATE RELEVANT DRAWINGS.
  - THE ACCESS ROADS SHOWN ARE INDICATIVE ONLY. THE ROAD ALIGNMENT AND GRADIENT SHALL BE MODIFIED AS PER SITE CONDITION.

REV. No.	REVISION DESCRIPTION	DRAWN	CHEKED	APPD	DATE
6	TRT LAYOUT & OUTFALL AND ADIT TO TRANSFORMER HALL TOP LAYOUT REVISED	PCJ	SRN	SSE	23.12.24
5	ADIT TO TRT & ADIT TO TRANSFORMER HALL TOP UPDATED	PCJ	SRN	SSE	30.04.24
4	INTAKE AND PRESSURE SHAFT UPDATED	PCJ	SRN	SSE	12.03.24
3	ADDITION OF SURGE CHAMBERS	PCJ	SRN	SSE	16.02.24
2	REVISED AS PER LETTER NO. SJVN/SDHEP/EPC/CIVIL&HM WORKS/2023-79	PCJ	SRN	SSE	25.09.23
1	REVISED AS PER SJVN COMMENTS VIDE LETTER NO. SJVN/SDHEP/EPC/CIVIL&HM WORKS/2023-204	DSR	SRN	SSE	26.05.23

BID DRAWINGS       INCEPT. & BASIC DESIGN       CONSTRUCTION DESIGN  
 FEASIBILITY STUDY       TENDER DESIGN       AS-BUILT DRAWINGS

**SJVN LIMITED**  
**RITHWIK PROJECTS PRIVATE LIMITED**  
 SUNNI DAM HEP (H.P.)

**PROJECT LAYOUT  
GENERAL ARRANGEMENT**

PLAN

	DESIGNED: SRN	SCALE: 1:1500	FORMAT: A1
	DRAWN: DSR	[1:3000]	[A3]
CHECKED: TSK	DRAWING No.	REV. No.	
APPROVED: SSE	AFRY.5002.00.001	6	
DATE: 15.03.23	ISSUED FOR APPROVAL		

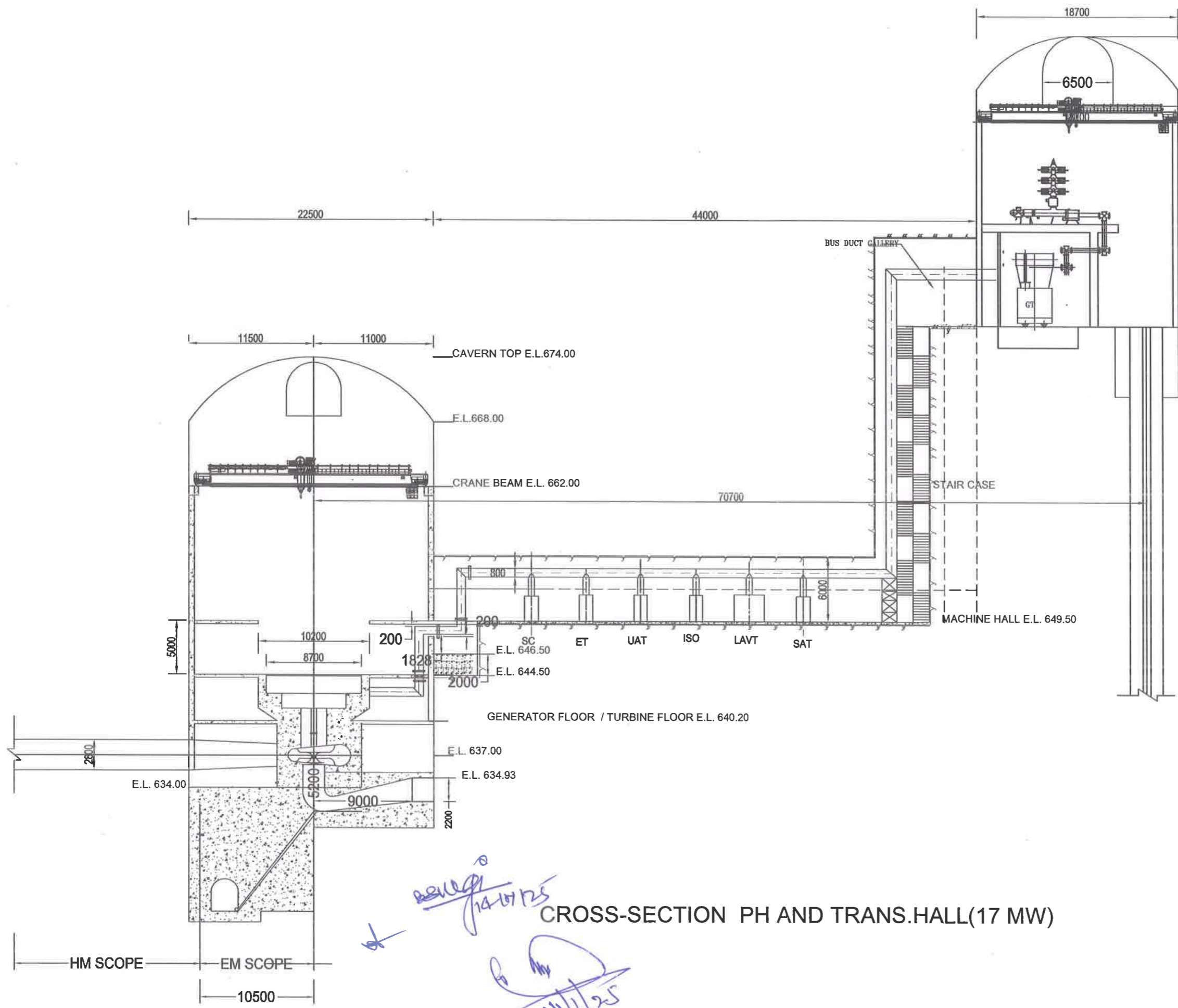
Tower-1, Sector 17 Park, C-25, Sector-42, Noida - India

All rights reserved. No part of this document may be reproduced, stored in a retrieval system, or transmitted in any form or by any means, electronic, mechanical, photocopying, recording, or by any information storage and retrieval system, without the prior written permission of AFRY India Pvt. Ltd.









E.L. 704.00  
 E.L. 699.00  
 E.L. 696.00  
 E.L. 677.00  
 TWL MIN. @1 UNIT @NO LOAD  
 TWL NOR @ RATED LOAD AND RATED HEAD  
 E.L. 651.20 NORMAL TWL  
 E.L. 647.50 MINIMUM TWL

FOR TENDER PURPOSE ONLY

SJVN LIMITED		
SUNNI DAM HYDRO ELECTRIC PROJECT		
POWER HOUSE & TRANSFORMER HALL CROSS SECTION (17 MW MACHINE)		
DSGN.	CHKD.	RECM.
DRWN.	RECM.	APPD.
ELECT. DESIGN DEPTT. SJVN LTD.		
DRG. NO. SJVN/ED/SDHEP/EM/03		DEC, 2023

CROSS-SECTION PH AND TRANS.HALL(17 MW)

- NOTE.
1. ALL ELEVATION ARE IN MTRS.
  2. ALL DIMENSIONS ARE IN mm.
  3. THE DRAWING IS NOT TO SCALE

*Handwritten notes and signatures:*  
 14/11/25  
 14/11/25

HM SCOPE  
 EM SCOPE  
 10500

UNIT-1 (73 MW)

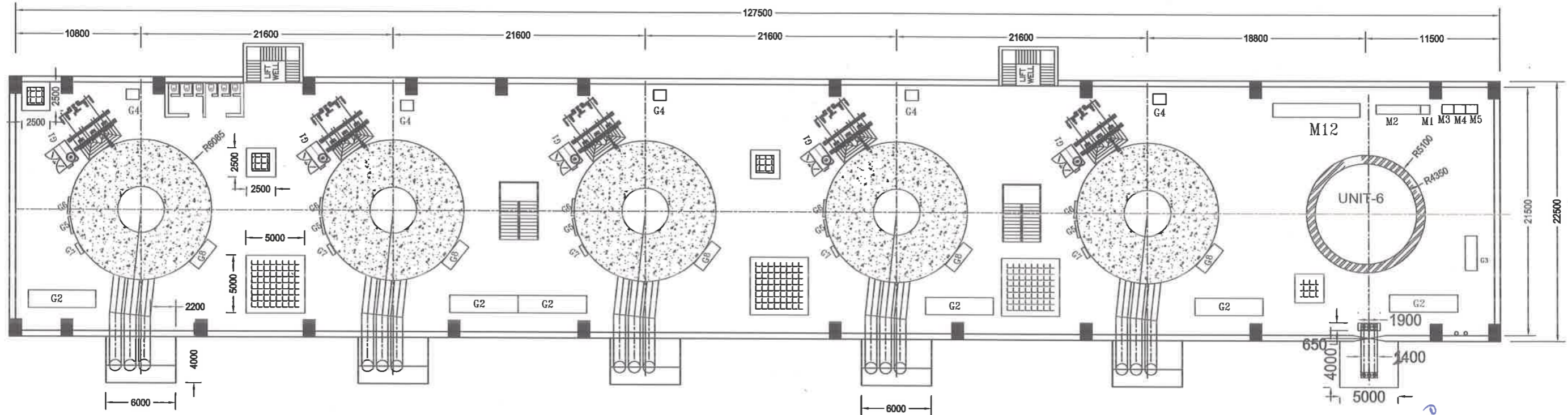
UNIT-2 (73 MW)

UNIT-3 (73 MW)

UNIT-4 (73 MW)

UNIT-5 (73 MW)

UNIT-6 (17 MW)



GENERATOR FLOOR E.L. 644.50

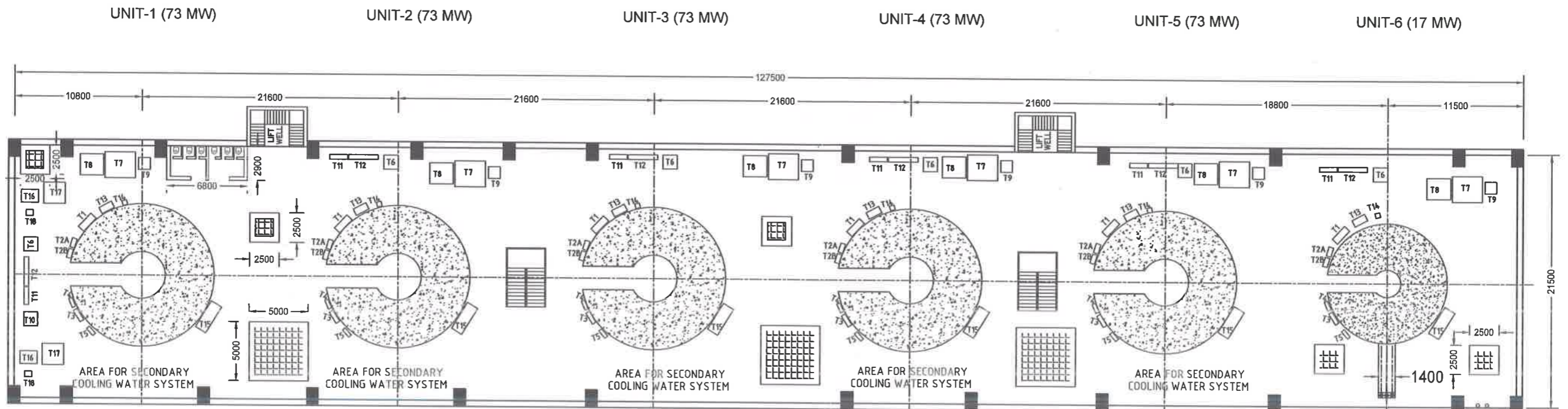
ITEM No	DESCRIPTION	DIMENSIONS (mm) (TENTATIVE)		
		LENGTH	WIDTH	HEIGHT
G1	N G CUBICLE	1600	2000	1750
G2	UNIT AUXILIARY BOARD	5850	1500	2320
G3	PHSB			
G4	HMC	1100	900	1900
G5	MARSHALING BOX -1 ( 600 POINTS)			
G6	MARSHALING BOX -2 ( 600 POINTS)			
G7	STARTER PANEL FOR SPACE HEATER			
G8	WATER CONTROL PANEL FOR GENERATOR FIRE FIGHTING			

NOTE:-

1. ALL DIMENSIONS ARE IN MM AND ELEVATION ARE IN METERS UNLESS OTHERWISE SPECIFIED.
2. EQPT. LOCATION ARE SHOWN TENDER PURPOSE ONLY OPTIMIZATION OF LOCATION TO BE DONE DURING DETAILED ENGINEERING

*Bengal*  
14/11/23  
FOR TENDER PURPOSE ONLY

<b>SJVN LIMITED</b>		
सुन्नी डम जल विद्युत परियोजना SUNNI DAM HYDRO ELECTRIC PROJECT		
POWER HOUSE LAYOUT PLAN GENERATOR FLOOR FOR UNIT I TO V AND MACHINE HALL FOR UNIT-VI AT E.L.644.50		
DSGN.	CHKD.	RECM.
DRWN.	RECM.	APPD.
ELECT. DESIGN DEPTT. SJVN LTD.		
DRG. NO. SJVN/ED/SDHEP/EM/06		DEC,2023



TURBINE FLOOR E.L. 640.20

*Beneg*  
14/11/25  
*G. mps*  
14/11/25

ITEM. No.	DESCRIPTION	DIMENSIONS (mm) (TENTATIVE)		
		LENGTH	WIDTH	HEIGHT
T1	HS LUBRICATION SYSTEM	1525	610	450
T2	A. HS LUBRICATION STARTER PANEL (AC) B. HS LUBRICATION STARTER PANEL (DC)	1000	400	2050
T3	BRAKE JACK CONTROL PANEL	1100	350	1200
T4	DUCT COLLECTOR STARTER PANEL			
T5	BRAKE DUST COLLECTOR	800	300	1200
T6	MOTORIZED POWER PACK UNIT			
T7	P P SET FOR GOV	2550	2200	2800
T8	NITROGEN BOTTLE BANK-GOV	2000	1800	1800
T9	PISTON ACCUMULATOR	1000	1000	3500
T10	LUBRICATION OIL HANDLING SYSTEM			
T11	SECONDARY CW PUMP MCP	1500	400	1900
T12	PRIMARY CW PUMP MCP	2500	400	1900
T13	STARTER PANEL FOR GOV			
T14	STARTER PANEL FOR OLU			
T15	STARTER PANEL FOR TOP COVER DRAINAGE PUMPS			
T16	LP AIR COMPRESSOR	1500	1100	1200
T17	LP AIR RECEIVER	1800	1800	3500
T18	LP AIR DRYER	600	500	700

**NOTE:-**  
 1. ALL DIMENSIONS ARE IN MM AND ELEVATION ARE IN METERS UNLESS OTHERWISE SPECIFIED.  
 2. EQPT. LOCATION ARE SHOWN TENDER PURPOSE ONLY  
 OPTIMIZATION OF LOCATION TO BE DONE DURING DETAILED ENGINEERING

FOR TENDER PURPOSE ONLY

<b>SJVN LIMITED</b>		
सुन्नी डम जल विद्युत परियोजना SUNNI DAM HYDRO ELECTRIC PROJECT		
POWER HOUSE LAYOUT PLAN TURBINE FLOOR FOR UNIT 1 TO V AT E.L.640.20 AND GENERATOR/ TURBINE FLOOR FOR UNIT VI AT E.L.640.20		
DSGN.	CHKD.	RECM.
DRWN.	RECM.	APPD.
ELECT. DESIGN DEPTT. SJVN LTD.		
DRG. NO. SJVN/ED/SDHEP/EM/07		DEC,2023

**CLARIFICATION (TECHNICAL) - II**

**Name of Work: Electro-Mechanical Works of Sunni Dam HEP ( 382 MW) located in Distt. Shimla and Mandi in Himachal Pradesh (India) NIT  
Reference: SJVN/ CHQ/ECD/Sunni/EMP/2024**

Sr. No.	Section, Chapter/ Clause No	Existing Provisions	Amended provisions	Query	Remarks
1	<b>GTS: Section-10 Isolated Phase Bus Duct (73 MW UNIT) &amp; Segregated Phase Bus Duct (17 MW UNIT)</b>	373 / 960 10.7.3	<b>TYPE TESTS</b> d) Weather resistance tests	We understood that it is a painting Inspection. No such test is applicable in IS: 8084. For remainig test under Type Test, we shall submit equivalent / higher rating type test reports for review. Kindly accept.	Accepted
2	<b>GTS: Section-20 LV System</b>	746-747 / 960 20.7.2	a) Distribution boards- Total assemblies as IEC 60439- 1: b) Air circuit breakers/ MCCBs as per IS 13947 c) For TPN sandwich type LT Bus-duct: d) Potential transformers as per IEC 60044 e) Current transformer as per IEC 60044 F) Relays, MCBs, switches as per relevant standard.	Type test report for major item like breaker only shall be provided. Kindly accept.	Not Accepted
3		123 / 178 A.1	• Short duration heat run test (Not Applicable for unit on which temperature rise test is performed) • FDS Test	As per IEC 60076, no such test are given under routine test. Hence same is not feasible	Accepted
4	<b>Manufacturing Quality Assurance Test Requirements- Cables (Power, Control, and Instrumentation) Cable Tray, Termination Kit &amp; Cable Accessories</b>	152 / 178 A. 3.1	<b>Type Test</b> Tests as per Schedule VI of Technical Specification for Cable and Cable Trays	We will submit internal type test reports for review in liue of witnessing the test.	Not Accepted
7		124 / 178 A	2-Hour excitation test except type tested unit	Duration is not applicable. Only excitation Test is applicable. Kindly accept.	Accepted
8		124 / 178 A-1	Vibration & stress measurement at $U_m/\sqrt{3}$ level Cold and Hot state for the unit on which temperature rise test is performed & in Cold state for all other units. (Measurement shall also be carried out at $1.05U_m/\sqrt{3}$ level for reference purpose)	Only Vibration Test is applicable. Kindly accept.	Accepted

Sr. No.	VOLUME No.	Page no. / Clause No.	CLAUSE DESCRIPTION	QUERIES	SJVN's Reply
9	<b>Manufacturing Quality Assurance Test Requirements-Generator Transformer &amp; Reactors</b>	123 / 178 A.1	<b>Routine tests:</b> Excitation current test at all taps	This will be performed at extreme taps and Principal tap	<b>Shall be finalised during detailed Engineering.</b>
10		123 / 178 A.1	<ul style="list-style-type: none"> <li>Short duration heat run test (Not Applicable for unit on which temperature rise test is performed)</li> <li>FDS Test</li> </ul>	As per IEC 60076, no such test are given under routine test. Hence same is not feasible	<b>Shall be finalised during detailed Engineering.</b>
11	<b>Manufacturing Quality Assurance Test Requirements- 220 KV XLPE Cable</b>	129 / 178 'A.'1.3 A.1.4 A.1.7 A.1.8	XLPE Compound Semi conducting compound for Shield Water swellable semi conducting tape Copper Woven SC Tape	Manufacture's TC shall be provided as received.	<b>Shall be finalised during detailed Engineering.</b>
12		130 / 178 3	<b>FINAL INSPECTION</b> Measurement of dielectric dissipation factor ( $\tan \delta$ ) and capacitance at ambient temperature, Dry lightning impulse voltage withstand test, Dry power-frequency voltage withstand test, Measurement of partial discharge quantity, Tests of tap insulation, Internal pressure test on gasfilled, gas-insulated and gas impregnated bushings, Tightness test on liquidfilled, compound-filled and liquidinsulated bushings, Tightness test on gas-filled, gas-insulated and gas impregnated bushings, Tightness test at the flange or other fixing device, Visual inspection and dimensional check	Kindly note that Test Measurement of dielectric dissipation factor ( $\tan \delta$ ), Dry power-frequency voltage withstand test, Measurement of partial discharge quantity, Tests of tap insulation, Internal pressure test on gasfilled, gas-insulated and gas impregnated bushings, Tightness test on liquidfilled, compound-filled and liquidinsulated bushings, Tightness test on gas-filled, gas-insulated and gas impregnated bushings, Tightness test at the flange or other fixing device are not applicable as per IEC62067:2022 Cl. 10.1	<b>Test to be performed as per the applicable standards as approved in drawing during detailed engineering.</b>
13	<b>Manufacturing Quality Assurance Test Requirements- Gas Insulated Switchgear</b>	135 / 178 2.5 (ii),(iii)	<b>ISOLATORS, DISCONNECTORS, EARTHING SWITCHES</b> <b>1 HIGH SPEED FAULT MAKING GROUNDING SWITCHES and Safety Grounding Switch</b> ii Manual open close operation (5 O/C) iii Measurement of Torque drive inlet	ii) Manual operation is not applicable. iii) Measurement of Torque is not applicable.	<b>Test to be performed as per the applicable standards as approved in drawing during detailed engineering.</b>
14		138 / 178 6.12	Steel Structure	Kindly note that Steel structure is non critical item. Therefore, Only Manufacture's TC for Visual, Dimension and Gavanizing thickness shall be provided along with material TC for review.Test are not feasible.Kindly accept.	<b>Shall be finalised during detailed Engineering.</b>
15		140 / 178 7.B.20.	Burn-In Test, Temperature and Voltage Stress Test on equipment and individual components.	TC is not feasible. Only COC shall be provided. Kindly Accept.	<b>Test to be performed as per the applicable standards as approved in drawing during detailed engineering.</b>

16	<b>Manufacturing Quality Assurance Test Requirements- Pot Head Yard</b>	142 / 178 B1.1	<b>B Lightning / Surge Arrestor</b> <b>1 Incoming Material</b> Ozone Resistance test	This is not a part of routine test. Hence TC is not feasible.	<b>Shall be finalised during detailed Engineering.</b>
17		142 / 178 B. 3.1	<b>Acceptance Test</b> Contact Noise, Thermal Stability Test on ZnO blocks, Verticality Check on Assembled Surge Arrestor, Leakage check for arrestor units with sealed housing	Our LA will be gapless. Therefore, contact Noise test is not applicable. Other mentioned tests are not a part of Acceptance test. Hence not applicable.	<b>Test to be performed as per the applicable standards as approved in drawing during detailed engineering.</b>
18		144 / 178 D (1,2 & 3)	ACSR Conductor Incoming Material In process Inspection Final Inspection	Please note that material would be procured through traders. Therefore, only routine test shall be submitted for review. Kindly accept.	<b>Shall be finalised during detailed Engineering.</b>
19		148 / 178 H	<b>Lattice Structure, Tower Structure</b> <b>Hot-rolled Structural Steel Angle Sections, Bars &amp; Plates</b> Chemical Composition, Tensile Test (TS, YS% , Elongation), Bend Test, Visual Check for Surface Finish, Dimension, Galvanizing test	Visual Check for Surface Finish, Dimension, Galvanizing test will not be the part of Raw material TC. Same is applicable for finished product.	<b>Accepted</b>
20		148 / 178 2.2	<b>Welding (if applicable)</b> Suitability, WPS , PQR, WPQ, DP test of welds	Being a non critical item, DP test is not envisaged.	<b>Shall be finalised during detailed Engineering.</b>
21		148 / 178 2.6	Galvanising	Due to confendial reason , supplier doesn't share galvanising process report	<b>Shall be finalised during detailed Engineering.</b>
22	<b>Manufacturing Quality Assurance Test Requirements- Cables (Power, Control, and Instrumentation) Cable Tray, Termination Kit &amp; Cable Accessories</b>	152 / 178 A. 3.2	Routine Tests	Routine test shall be performed by the cable manufactures and shared the reports for review. Applicable acceptance test shall be offered for witnessing the test.	<b>Shall be finalised during detailed Engineering.</b>
23	<b>Manufacturing Quality Assurance Test Requirements- DC System</b>	154 / 178 B.2.0, 3.0, 6.0, 8.0	<b>Battery Charger &amp; DCDB</b> <b>I. Materials &amp; Bought out items</b> Power Diodes/Thyristors/ Transistor Insulating Material: FRP, SMC & DMC Sheet & components, Insulator MCB, MCCB, Contactors, Relays, Timer, Auxiliary & Selector Switches, Transducers, Fuses Indicators, Push Buttons & Capacitance	Kindly note that These materials are trader based Items. Therefore, Only COC shall be provided.	<b>Shall be finalised during detailed Engineering.</b>
24	<b>Manufacturing Quality Assurance Test Requirements- LT System</b>	158-159 / 178 B.3 & B.4	For PTs For CTs	Please note that PTs & CTs would be boughtout items. Therefore, only Rotine TCs shall be provided for review.	<b>Provision of TS shall prevail.</b>
25	<b>Manufacturing Quality Assurance Test Requirements- Illumination System</b>	162 / 178 H.3	Lighting Poles of all types including for tower mast <b>Final Inspection</b> Wind tunnel test for high mast	This is a type test and for small quantity report is not feasible. Kindly consider COC for the same.	<b>Test to be performed as per the applicable standards as approved in drawing during detailed engineering.</b>

26	<b>Manufacturing Quality Assurance Test Requirements-DG Set (1000 KVA)</b>	176 / 178 3.2 -3.3	3.2 Testing on DG Set Engine 3.3 Testing on DG Set Alternator	Please note that Engine and Alternator comes from different manufactures and get assembled at DG set manufacture's work. Therefore test is not feasible.Only Routine test for both Engine and Alternator would be provided as per manufacture's standard.	<b>Shall be finalised during detailed Engineering.</b>
27	<b>Manufacturing Quality Assurance Test Requirements-Turbine &amp; Associated Auxiliaries</b>	88 / 178 1.2	<b>Forged Plate Material for Blade:</b> Ductility, Charpy Impact Test & Bend test of plates.	Please note that bend test is not applicable for forging and applicable tests as per standard specification in approved drawing will be performed. Kindly accept.	<b>Test to be performed as per the applicable standards as approved in drawing during detailed engineering.</b>
28		90 / 178 7	<b>Stay Ring and Stay Vanes</b> Trial assembly of Head cover with Stay Ring Trial assembly of Pivot ring for checking guide vane movement and gap demonstration	Please note that the manufacturing schedule of the Stay Ring, head cover are different and it is manufactured at different manufacturing locations. Hence it is not feasible to perform the assembly at shop floor. However, it shall be manufactured with design accuracy and there shall be no possibility of getting mismatch at site. This is a common practice followed in all our projects. Kindly accept. Further assembly check of Guide vane movement and gaps is generally done using dummy stay ring at shop floor. Kindly accept.	<b>Provision of TS shall prevail.</b>
29	<b>Manufacturing Quality Assurance Test Requirements-Cooling Water System</b>	93 / 178 I	<b>Insulation Material</b> Visual & Dimensional Check, Chemical & Mechanical Properties, Thickness, Density	Please note that Insulation material is a standard bought out item and chemical & mechanical properties are not feasible. However compliance certificate will be provided. Kindly accept.	<b>Accepted</b>
30	<b>Manufacturing Quality Assurance Test Requirements-Servomotor for Guide vanes</b>	104 / 178 1.3.1	<b>Piston Stem/Rod, Levers, Cross-Head</b> Chemical Analysis, Mechanical Stength & Buckling Strength	Please note that applicable tests as per standard specification in approved drawing will be performed. Kindly accept.	<b>Shall be finalised during detailed Engineering.</b>
31		104 / 178 1.8.1	<b>Gland, Seals, Gaskets,Scraper,Wiper Ring &amp; Guide bushing</b> Chemical Analysis and Mechanical Properties	Please note that chemical and mechanical properties are not applicable for Gaskets. Kindly accept	<b>COC to be provided.</b>
32		104 / 178 1.9.1	<b>Bearing for Cylinder Mounting &amp; Bush Bearing</b> Chemical Analysis and Mechanical Properties	Please note that "Bearings" are standard bought out items available in the market. Chemical and Mechanical properties of bought out items are not feasible. Compliance certificate will be furnished. Kindly accept.	<b>Shall be finalised during detailed Engineering.</b>
33		104 / 178 1.11.1	<b>Position Transducers (LVDT)</b> Dielectric Test	Please note that Dielectric test is not applicable on transducers being a standard electronic circuitry component which is bought out from the market. However, compliance certificate for functional check will be provided. Kindly accept.	<b>Accepted</b>
34		104 / 178 1.12.1	<b>Flexible Hose</b> Chemical Analysis and Mechanical Properties	Please note that chemical and mechanical properties are not applicable for Flexible hose. However, Pressure test certificate will be provided. Kindly accept.	<b>Accepted</b>

35	<b>Manufacturing Quality Assurance Test Requirements- Generator &amp; Associated Auxiliaries</b>	108 / 178 1.5	<b>Fiber Glass Covered Polyesterimide/ Epoxy Varnish Bonded Rectangular Copper Conductor for Stator Winding Bar</b> Breakdown Voltage Test at Room & Elevated temp.	Please note that applicable tests as per standard specification in approved drawing will be performed. Kindly accept.	<b>Shall be finalised during detailed Engineering.</b>
36		108 / 178 2.3	<b>Core Assembly</b> Final Dimensional check of Core Dia, Packet size and Height, Core waviness check, Dimensional check of Core Dia & Height after assembly	Please note that final assembly of Stator Core will be performed at site and these tests will be a part of FQP.	<b>Shall be finalised during detailed Engineering.</b>
37		109 / 178 1.1	<b>B. ROTOR</b> Rotor Rim punching sheet Mechanical properties, Chemical analysis & Electrical Properties	Please note that Electrical properties are not applicable for Rim sheets. Applicable tests as per approved drawing specification will be performed.	<b>Shall be finalised during detailed Engineering.</b>
38		109 / 178 1.6	<b>Pole Punching Sheet</b> Mechanical properties, Electrical properties & Chemical composition	Please note that Electrical properties are not applicable for Pole Punching sheets. Applicable tests as per approved drawing specification will be performed.	<b>Shall be finalised during detailed Engineering.</b>
39		109 / 178 2.5	<b>Wound Pole Assembly</b> Inter Turn short circuit test by measurement of resistance method	Please note that Surge Test is also an alternate test method to detect interturn short circuit by wave form comparison method and the same is	<b>Test to be performed as per the applicable standards as approved in drawing during detailed engineering.</b>
40		110 / 178 F 3	<b>Final inspection - Guide Bearing &amp; Thrust Bearing (Pads &amp; Supports)</b> Insulation Resistance test for Bearings.	Please note that Insulation resistance is not applicable bearing pads.	
41		111 / 178 I 2	<b>Brake and Jacks System (Brake Liner, Seamless Pipe and Brake &amp; Jack Control Panel)</b> Brake Liner & Seamless pipe: Dimensions & UT of Brake Liner	Please note that UT is not applicable for Brake liner being a non metallic component.	<b>Accepted</b>
42		112 / 178 P	Following part assemblies shall be subjected to the routine tests, proper fitment, alignment, dimensions and match - marked at the works of contractor. 1. DE shaft with Rotor Spider and NDE shaft with Rotor Spider. 3. Upper Bracket with Stator Frame. 5. Trial assembly of all type of winding bars in stator slots.	1. In case of flanged couplings between the spider and the shafts, the manufacturing of the interface areas shall done by suitable template(s) as per standard manufacturing method. Hence shop assembly of DE & NDE shaft with Rotor Spider is not required. 3. As per standard practice, the stator frames and the upper brackets shall be manufactured with design accuracy and there shall be no possibility of getting mismatch at site. The same practice is following in recent projects like Sainj, Singoli Bhatwari, Nathpa Jhakri. We request you to accept the same. 5. Please note that as Stator bars are inserted in stator slots with slot insulation material at site and hence it is only possible at site as Generator is assembled at site. Kindly accept.	<b>Provision of TS shall prevail.</b>
43	<b>Manufacturing Quality Assurance Test Requirements- Transformer Oil Filtration/Purification Plant &amp; Oil Storage Tanks</b>	125 / 178 6	<b>Circulating Pump, Oil Transfer Pump etc (As applicable)</b> Make, Type & Capacity, Physical Analysis & Chemical Composition	Please note that these are sub components of the assembled package and are standard bought out item and hence it is not feasible to get the TC from the sub supplier for Physical & chemical analysis. Kindly accept.	<b>Accepted</b>

44		125 / 178 7	<b>Vacuum Pump</b> Make, type & rating, Physical Analysis & Chemical Composition	Please note that these are sub components of the assembled package and are standard bought out item and hence it is not feasible to get the TC from the sub supplier for Physical & chemical analysis. Kindly accept.	<b>Accepted</b>
45		126 / 178 5	<b>Vacuum Pump</b> Make, type & rating, Physical Analysis & Chemical Composition	Please note that these are sub components of the assembled package and are standard bought out item and hence it is not feasible to get the TC from the sub supplier for Physical & chemical analysis. Kindly accept.	<b>Accepted</b>
46	<b>Manufacturing Quality Assurance Test Requirements-</b> EOT Crane for Power House & Transformer Hall	164 / 178 '1.10	<b>Master controllers Radio Remote, Pendant Controller, if applicable</b> HV, IR, Functional tests	Radio remote control being an electronic circuitry having low operating voltage HV and IR test is not recommended. However manufacturer's test certificate shall be provided for review as received. Kindly accept the same.	<b>Accepted</b>
47	<b>Manufacturing Quality Assurance Test Requirements-</b> Fire Fighting System	168 / 178 2.1.4	<b>Pump &amp; Motor Set</b> Static & Dynamic Balancing of Impellar	As per standard industrial practice dynamic balancing of the Impellar is performed. Kindly accept.	<b>Accepted</b>
48		168 / 178 3.1	<b>Pipe &amp; Pipe Fittings</b> Class, Duty, Dimension / Size, WPS & WPQR (As applicable), NDT of Welds of pipe ( In case of rolled & welded pipes) and Hydro Test	Please note that "Pipes and Pipe Fittings" are standard bought out items available in the market. WPS & WPQR of bought out items are not feasible. Kindly accept.	<b>Shall be finalised during detailed Engineering.</b>
49	<b>Manufacturing Quality Assurance Test Requirements-</b> Ventilation & Air Conditioning System	170 / 178 B3.3	<b>Ventilation Fans/ Blower</b> Routine Test Flash Test, Insulation Resistance, Run test to determine the functionality of the fan	Flash test and insulation resistance test is not applicable to Fan. However, HV and IR test of the Fan motor shall be provided. Kindly accept.	<b>Test to be performed as per the applicable standards as approved in drawing during detailed engineering.</b>
50		171 / 178 C3.1.1	<b>Routine Test</b> Flash Test, Insulation Resistance, Simple Running Test, Noise Free Operation	Flash test and insulation resistance test is not applicable to Axial Type Exhaust fans. However, HV and IR test of the Fan motor shall be provided. Kindly accept.	<b>Test to be performed as per the applicable standards as approved in drawing during detailed engineering.</b>
51		171 / 178 C3.2.2	<b>Acceptance Type</b> High Voltage, Insulation Resistance, Earthing Continuity, Electrical Input, Fan Speed, Noise & Vibration Level, Air Delivery, Characteristics Curve, Starting, Temperature Rise	High Voltage test, insulation resistance test and Temperature rise test is not applicable to Propellor Type Exhaust fans. However, these tests shall be provided for the Fan motor. Kindly accept.	<b>Test to be performed as per the applicable standards as approved in drawing during detailed engineering.</b>
52		171 / 178 D1.7	<b>Gasket</b> Chemical & physical properties & surface finish	Please note that chemical and mechanical properties are not applicable for Gaskets. Kindly accept	<b>COC to be provided.</b>
53		172 / 178 E1.6	<b>Insulation Material</b> Visual & Dimensional Check, Chemical & Mechanical Properties, Thickness, Density	Please note that chemical and mechanical properties are not applicable for Insulation Materials. Kindly accept	<b>Accepted. COC to be provided for Chemical and Mechanical Property.</b>

Sr. No.	Chapter	Test/Assembly	TS Cl. No.	SJVN Reply
54.	Turbine	a. Trial assembly of Head Cover with Stay Ring b. Trial assembly of Pivot ring for checking guide vane movement and gap demonstration.	2.7.6.8	Provision of TS shall prevail
		Bend test	2.7.3.2	Test to be performed as per the applicable standards as approved in drawing during detailed engineering
55.	Generator	a. Interturn short circuit test by measurement of resistance method. b. Insulation test for bearing	8.7.3	Test to be performed as per the applicable standards as approved in drawing during detailed engineering.
		a. DE Shaft with Rotor Spider and NDE shaft with Rotor Spider b. Upper Bracket with Stator Frame c. Trial assembly of all type of winding bars in stator slots.	8.7.2	Provision of TS shall prevail
56.	XLPE Cable	a. Measurement of Capacitance b. Partial Discharge test c. Tan delta test d. Dry Power Frequency Voltage test e. Lighting Impulse Voltage test	13.8	Test to be performed as per the applicable standards as approved in drawing during detailed engineering.
57.	GIS	a. Isolator & Ground Switch Manual Open-close operation b. Burn in test, temperature, Voltage test	16.7.2	Test to be performed as per the applicable standards as approved in drawing during detailed engineering.
58.	Pothead yard	a. Leakage check for Arrester units with sealed housing (Lightning Arrester).		Test to be performed as per the applicable standards as approved in drawing during detailed engineering.
59.	LT System	For PT & CTs	20.7	Provision of TS shall prevail

60.	Illumination System	Wind Tunnel test for High mast	Type test	Test to be performed as per the applicable standards as approved in drawing during detailed engineering.
61.	Ventilation & Air Conditioning System	Ventilation Fans/Blower Flash test, Insulation Resistance, Run test to determine the functionality of the fan.		Flash test, HV and IR test to be performed on Motors. Run test to be performed on Fan. We may accept the same.
62.		Acceptance test High Voltage, Insulation Resistance test, Earthing Continuity, Electrical Input, Fan Speed, Noise & Vibration Level, Air Delivery, Characteristic Curve, Starting, Temperature Rise		As these tests are also mentioned in the TS cl.25.7.1. High Voltage test, Insulation resistance test, Electrical Input, Temperature rise will be performed on Motors. Fan Speed, Noise & Vibration Level, Earthing Continuity, Characteristic Curve, Starting to be performed for Exhaust Fans. We may accept the same.
63.		Exhaust Fans: Flash test, Insulation resistance, Simple Running test, Noise free operation		Flash test and Insulation resistance test will be performed on Motors. Simple Running test and Noise Free operation to be performed on Exhaust Fans. We may accept the same.

**Clarification (Commercial) - II**

Sr.No.	Section/Clause	Bid Provision	Queries/Clarification	SJVN's Reply
1	Section – II, Instructions to Bidders		Approved Cost Estimate has not been informed in reply to pre-bid clarification. Therefore this is requested to provide sufficient time for bid submission i.e. minimum 8 weeks' after Approved Cost estimate informed by SJVN Limited.	<b>Please refer Corrigendum 10</b>
2	Section – I , Notice Inviting Tender		Completion period of 43 months is not sufficient for such scope and magnitude project, therefore proposed completion period is minimum 50 months, please confirm.	<b>Bid provision shall prevail.</b>
3	Section – II , ITB, Clause no.15.4 (h):		The bidder shall quote the prices inclusive of all duties, taxes and other levies except GST and after considering the input credit available, if any	<b>Bid provision shall prevail.</b>
4	Section – II , ITB, Clause no.15.4 (e):		GST or any other tax if any, as applicable on finished item/equipment and services afterconsidering the input tax credit shall be quoted separately in Schedule no.5 only. Further, break-up taxes (GST or any other tax quoted in Schedule-5) shall be quoted in separate sheet (Format-5A) provided in the bid document and shall be uploaded along with price bid.	<b>Bid provision shall prevail.</b>
5	Section-II, ITB, Clause no. 30.1.1 Commercial Evaluation:		The comparison shall be, on the total price quoted in the bid (Grand Summary-Schedule-5). The Employer's comparison will also include the costs resulting from application of the evaluation procedures described in bid document. The quoted prices shall be inclusive of all duties, taxes and other levies except GST and after considering the input credit available, if any. The applicable GST as per statutory provisions shall be paid extra on the submission of GST invoice as per GST act however, overall responsibility for deposition of such taxes with statutory authority shall be of bidder without any additional liability to the Employer. The GST will not be considered for evaluation.	<b>Bid provision shall prevail.</b>
6	Section-II, ITB, Clause no. 30.1.1 Commercial Evaluation:		The comparison shall be, on the total price quoted in the bid (Grand Summary). The Employer's comparison will also include the costs resulting from application of the evaluation procedures described in bid document. In case bidder keeps any column blank for taxes and duties, it will be considered as 'nil' and no reimbursement of taxes and duties shall be made and also in case bidder quote "inclusive" for any taxes and duties, no reimbursement shall be made however, overall responsibility for deposition of such taxes with statutory authority shall be of bidder without any additional liability to the Employer. <b>The GST will not be considered for evaluation.</b>	<b>Bid provision shall prevail.</b>

7	Annexure - XVII Section VIII (Contract Forms)/ Pg. 77 of 113	<p>FORMAT FOR POWER OF ATTORNEY</p> <p>1. To prepare, offer, sign, submit and deliver to the Employer the Executant's bid for carrying out Electro Mechanical works for Sunni Hydro Electric Power Project 382MW, TENDER SPECIFICATION</p> <p>No: SJVN/CHQ/ECD/Sunni/ EMP/24 including...</p>	<p>We understand that, wherever mentioned in the tender documents, the tender specification no/BID Document no as mentioned in NIT shall be:</p> <p>SJVN/CHQ/ECD/SUNNI/EMP/2024</p> <p>We request M/s SJVN to kindly to kindly review and issue amendment accordingly.</p>	<p><b>The Tender Specification no. may be read as SJVN/CHQ/ECD/SUNNI/EMP/2024, wherever appears in the bid document.</b></p>
8	<p>Annexure - V Section VIII (Contract Forms)/ Pg. 31 of 113</p> <p>Annexure - XVII/ Section - II (ITB) Pg. 1 of 48</p> <p>General</p>	<p>FORM OF JOINT VENTURE AGREEMENT</p> <p>Bid Document No. SJVN/CHQ/ECD/SUNNI/EMP/2023</p> <p>FORMAT FOR POWER OF ATTORNEY</p> <p>.. having its registered office/principal place of business at SJVN Corporate Office Complex, Shanana, Shimla-171006 (H.P.) India (the Client") that is to say...</p> <p>The SJVN Ltd., having its registered and corporate office at Shakti Sadan, SJVN Corporate Head Quarters, Shanana, Shimla-171006, Himachal Pradesh H.P., hereinafter...</p> <p>Wherever mentioned in the tender documents: SJVN or SJVN Limited or SJVN Ltd. or The SJVN Ltd., having its registered and corporate office at Shakti Sadan, SJVN Corporate Head Quarters, Shanana, Shimla-171006, Himachal Pradesh H.P., hereinafter referred to as the "Employer"..</p> <p>or</p> <p>1.1 Name and Address of the Employer: HOD (ECD), SJVN Ltd., SJVN Corporate Head Quarters, Shanana Shimla-171006, Himachal Pradesh H.P.</p>	<p>Please provide</p> <p>a) Name of "The Employer"</p> <p>b) Address of the Employer</p> <p>The above information is mentioned different at different places in the tender documents.</p> <p>Hence for all the communications to employer, bid security, legal documents, bid documents, Contract Forms, Attachments etc. in the bid or in contract documents upon award.</p> <p>We request M/s SJVN to kindly to kindly review and issue amendment accordingly.</p>	<p><b>The Name and Address of the Employer may be read as</b></p> <p><b>SJVN Ltd.,</b></p> <p><b>SJVN Corporate Head Quarters, Shanana Shimla-171006, Himachal Pradesh H.P., wherever appears in the bid document.</b></p>
9	<p>Section – VIII, Appendix – 1, cl.no. 6.1</p>	<p>An irrevocable Letter of Credit (LC) with usance period of 45 days (automatic revolving type amounting to 1/6th of the total Ex-works price (Price Schedule-1) including corresponding GST and limited to total Ex-Works Price (Schedule-1) plus corresponding GST, as applicable) shall be established from a reputed bank within sixty (60) days from the issuance of contract and providing of all information/details by supplier required for the establishment of the Letter of Credit</p>	<p>We understand that the word "automatic revolving LC "means it will automatically reinstate to the Original L/C value immediately every time the LC is utilized.</p> <p>Please confirm that our understanding is correct.</p>	<p><b>The provisions are very much clear.</b></p>
10	<p>Section – VIII, Appendix – 1, cl.no. 6.1</p>	<p>An irrevocable Letter of Credit (LC) with usance period of 45 days (automatic revolving type amounting to 1/6th of the total Ex-works price (Price Schedule-1) including corresponding GST and limited to total Ex-Works Price (Schedule-1) plus corresponding GST, as applicable) shall be established from a reputed bank within sixty (60) days from the issuance of contract and providing of all information/details by supplier required for the establishment of the Letter of Credit</p>	<p>Our understanding regarding LC utilization is as follows:</p> <p>"The Supplier shall be entitled to complete the manufacturing that is in progress, to ship any such completed parts and get payments for such parts including for the unpaid contract portion under the L/C(s) which have been opened, even in the case of any suspension or in case of the termination, due to the reason not attributable to the Supplier."</p> <p>Please confirm that our understanding is correct.</p>	<p><b>The applicable provisions of the bid document in this regard may be referred.</b></p>
11	<p>Section-V, SCC cl no. 15</p>	<p>Amendment No. 1, Point No. 7 New Clause Added (sr. no.15) The provision of Building and Other Construction Workers (BOCW) Cess, shall be taken into consideration by the bidders as per prevailing Act/Rules/ Regulations.</p>	<p>We understand that BOCW cess shall be applicable only on Service portion prices. Kindly confirm.</p>	<p><b>The prevailing Acts/Guidelines of HP Government may please also be referred.</b></p>
12	<p>Section-I NIT, IFB/4.4</p>	<p>information regarding Cost estimate shall be provided before bid submission date.</p>	<p>We request you to kindly provide atleast 6-8 weeks time from the date of confirmation on Cost estimation as the same is very crucial for us.</p>	<p><b>Please refer Corrigendum 10</b></p>

13	SECTION - III,BDS/ITB 1.2, 30.1.2, 30.1.3(b)	Request for time for completion was not accepted.	We would again request you that timeline for completion of the works in 43 months is too short and challenging considering the size of the Project having 6 nos. of unit, the size of the equipment and available size of service bay. We therefore request SJVNL to increase the timelines for completion of work to 52 months (Fifty-Two). Please Accept	<b>Bid provision shall prevail.</b>
----	---	--	--	-------------------------------------